


# ASIMETO

Empowering Possibilities

Catalogue 2023



**Precision** is not only defined by degrees of exactness. It is defined by the vision and skill of engineers. By problems solved, challenges overcome and reputations made. The real value of precision is the power it gives engineers to turn plans into reality.

## **ASIMETO - Empowering Possibilities.**

Asimeto was founded in 2004 by renowned German metrologist Manfred Eisinger. Since then, the company has rapidly established a reputation for manufacturing high-performance precision tools and solutions and delivering them at unexpectedly affordable prices.

Asimeto continues to win market share by applying German metrological design, American technological innovation and Asian manufacturing competitiveness across a broad range of integrated precision solutions, distributed through a global network. Every tool is ISO17025 certified for dependable accuracy and to ensure calibration is compliant with the regulatory requirements of each local market. Increasingly, Asimeto is the choice of engineers the world over including companies like Volkswagen, Guhring and Boeing. We invite you to discover more.



ASIMETO

# Asimeto Calibration Laboratory

The quality and measuring accuracy of all Asimeto precision tools is guaranteed by the Asimeto Calibration Laboratory. All tools are inspected for conformance to the Asimeto design specifications and are then processed through the Asimeto calibration laboratory. Only the latest state of the art calibration equipment has been selected, from the leading global manufacturers, to ensure that the calibration costs are contained by increasing throughput, without compromising measurement accuracy or repeatability.

The Asimeto Calibration Laboratory has designed and incorporated universal calibration software that applies the applicable accuracy standard to the specific destination market of the precision measuring tool. ASME, DIN and JIG are all supported.

It all means precisely that the dedication and diligence of the Asimeto Calibration Laboratory assures you that the accuracy is within the specifications of your local standard.



2 Product Description



Certificate No G30001  
 Part Number 307-06-0 Tool 0-150mm/0-6"  
 Serial Number GS102042 Range 0.01mm/0.0005"  
 Standard Name ASME B89.1.14 Resolution Digital Calipers

Function Inspection Passed Visual Inspection Passed

Outside Measurements

Reading	Nominal Value	Tolerance +/-	Deviation	Disposition*
1	0.0000	±0.001"	0.0000	<input checked="" type="checkbox"/>
2	1.0000"	±0.001"	-0.0010	<input checked="" type="checkbox"/>
3	3.0000"	±0.001"	-0.0010	<input checked="" type="checkbox"/>
4	4.5000"	±0.001"	-0.0015	<input checked="" type="checkbox"/>
5	6.0000"	±0.001"	-0.0015	<input checked="" type="checkbox"/>

Inside Measurements

Reading	Nominal Value	Tolerance +/-	Deviation	Disposition*
6	0.2000"	±0.001"	0.0010	<input checked="" type="checkbox"/>
7	1.0000"	±0.001"	0.0010	<input checked="" type="checkbox"/>

Depth Measurements

Reading	Nominal Value	Tolerance +/-	Deviation	Disposition*
8	0.0000	±0.001"	0.0000	<input checked="" type="checkbox"/>

Master information			Due Date
Depth set	258254	NIST-192837	2013-8-1
Gauge Block Set	258254	NIST-95837	2013-8-1
Setting Rings	258254	NIST-455837	2013-8-1

Uncertainty 6 μm +10<sup>-6</sup>xL Temperature 20 °C±0.5°C Humidity 50 %±15%

Attach invoice for proof of purchase date

\* Check mark indicates within tolerance

Calibrator *[Signature]*

Approved By *[Signature]*

Asimeto (Guangzhou) Inc. Calibration Lab.  
 402, Building B, Yushu Chuangxin Zone, Huangpu District, Guangzhou, China  
 Tel: 020-82019119 Fax: 020-82261



1 Inspection Point & Result

3 Disposition

4 Traceable No.



**8** Micrometers



**94** Calipers



**136** Depth & Height Gauges




**153** Indicators & Dial Gauges



**194** Bore Gauges



**201** Other Gauges



**235** Gauges



**257** Force Gauges



**264** Testers & Optical Instrument



**280** CMM Accessories



**285** Numerical Index

## Wireless Data Transmission Devices With 8 Channels



Digital Micrometers



Digital Calipers



Digital Indicators



And other Asimeto products equipped with 8 channels data transmission devices.



Transmitter 901-00-2 (5 PIN)



Transmitter 901-00-4 (Micro-USB)

- High reliability
- Small size
- 15 meters valid distance
- LED or buzzer indicating
- 8 channels
- Work with Microsoft Office directly



Receiver 901-00-3

8 Channels Wireless Transmitters And Receiver			
Function	Used For	Frequency	Code No.
Transmitter	IP65/IP67 Digital Indicators	2.4GHz	901-00-2
Receiver	ABS Digital Calipers/ABS Heavy Duty Digital Calipers/Digital Micrometers/ IP65/IP67 Digital Indicators	2.4GHz	901-00-3
Transmitter	ABS Digital Calipers/ABS Heavy Duty Digital Calipers/Digital Micrometers	2.4GHz	901-00-4
Transmitter With Footswitch Interface	ABS Digital Calipers/ABS Heavy Duty Digital Calipers/Digital Micrometers/ IP65/IP67 Digital Indicators	2.4GHz	901-00-6
Transmitter With Footswitch Interface	P65/IP67 Digital Indicators	2.4GHz	901-00-7

## Bluetooth Data Transmission Devices



Digital Micrometers



Digital Calipers



Digital Indicators



And other Asimeto products equipped with Bluetooth data transmission devices.



Transmitter 901-01-2 (5 PIN)



Transmitter 901-01-0 (Micro-USB)

- High reliability
- 10 meters valid distance, connect to the equipment with built-in Bluetooth, no additional receiving devices is needed.
- Dot or comma data format are optional
- May connect foot-switch, releasing hands
- Windows software and Mobile terminate APP will be provided with free charge
- Data transmission format can be selected\*



Bluetooth Transmitters			
Function	Used For	Frequency	Code No.
Transmitter	IP65/IP67 Digital Indicators	Bluetooth	901-01-0
Transmitter	ABS Digital Calipers/ABS Heavy Duty Digital Calipers/Digital Micrometers	Bluetooth	901-01-2
Transmitter With Footswitch Interface	IP65/IP67 Digital Indicators	Bluetooth	901-01-3
Transmitter With Footswitch Interface	ABS Digital Calipers/ABS Heavy Duty Digital Calipers/Digital Micrometers	Bluetooth	901-01-4
Transmitter	IP65 Digital Micrometers	Bluetooth	901-01-5

\* Keyboard format: no need specialized software, data transmitted to Office interface directly.  
 UUID format:

- 1) Match specialized Windows software, data transmitted to designated file, analyze data directly, User may define other data analysis file.
- 2) Match specialized mobile terminate, data can be recorded with voice, simplified data analysis chart, data exported

## Data Collection Measuring Tools

ABS Digital Caliper



Digital Micrometer



Digital Indicator



The virtual keyboard collects data and transmits directly into Microsoft standard software (Excel, Access)



Measure Report

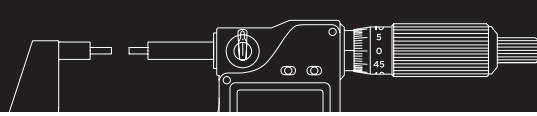
	A1	A2	A3
1	10.02	15.53	20.44
2	10.04	15.53	20.46
3	10.01	15.52	20.44
4	10.01	15.53	20.45
5	10.02	15.54	20.46
Average	10.02	15.53	20.45

	Used For	Interface To PC	Data	Corresponding	Code.No
	ABS Digital Calipers Digital Micrometers Heavy Duty Digital Calipers	USB	Dot Data Format	307-XX-2 ; 307-XX-3 105-XX-4 ; 105-XX-5	900-05-4
			Comma Data Format	315-XX-6 ; 315-XX-8	900-05-5
	IP65 Digital Indicators	USB	Dot Data Format	407-XX-2 ; 407-XX-3	900-07-0
			Comma Data Format	407-XX-4 ; 407-XX-5	900-07-1
	Digital Indicators	USB	Dot Data Format	405-95-X ; 405-01-X 405-02-X ; 405-04-X	900-20-0
	Digital Micrometers	USB	Dot Data Format	Special Digital Micrometers	900-10-0
	Digital Micrometers	USB	Dot Data Format	Special Digital Micrometers	900-10-2
	Footswitch For Wireless Devices				900-90-1

# Micrometers

<b>9</b>	IP65 Digital Outside Micrometers	<b>38</b>	Blade Micrometers
<b>11</b>	IP54 Digital Outside Micrometers	<b>40</b>	Multi-Anvil Micrometers
<b>12</b>	Digital Outside Micrometers	<b>42</b>	Point Micrometers
<b>13</b>	Outside Micrometers	<b>44</b>	Single Point Micrometers
<b>15</b>	Outside Micrometer Sets	<b>46</b>	Spline Micrometers
<b>16</b>	Digital Interchangeable Anvil Outside Micrometers	<b>48</b>	Gear Tooth Micrometers
<b>17</b>	Interchangeable Anvil Outside Micrometers	<b>48</b>	Anvils For Gear Tooth Micrometers
<b>18</b>	Micrometers With Adjustable Anvils	<b>50</b>	Screw Thread Micrometers
<b>19</b>	Dial Snap Gauges	<b>51</b>	Anvils (For Screw 60° ISO)
<b>20</b>	Indicating Micrometers	<b>52</b>	Disc Micrometers
<b>21</b>	Grip Three Point Internal Micrometers	<b>54</b>	Jaw Type Micrometers
<b>22</b>	Pistol-Grip Three Point Internal Micrometers	<b>56</b>	Universal Micrometers
<b>23</b>	Digital Three Point Internal Micrometers	<b>58</b>	V-Anvil Micrometers
<b>24</b>	Digital Two And Three Point Internal Micrometers (2-12mm/.08-.5")	<b>60</b>	Tube Micrometers
<b>25</b>	Digital Three Point Internal Micrometers (12-100mm/.5-4.0")	<b>64</b>	Deep Throat Micrometers
<b>26</b>	Digital Three Point Internal Micrometers (100-300mm/4.0-12.0")	<b>66</b>	Limit Micrometers
<b>27</b>	Three Point Internal Micrometer Sets	<b>66</b>	Wire Micrometers
<b>28</b>	Two And Three Point Internal Micrometers (2-12mm/.08-.5")	<b>67</b>	Hub Micrometers
<b>29</b>	Three Point Internal Micrometers (12-100mm/.5-4.0")	<b>67</b>	Can Seam Micrometers
<b>30</b>	Three Point Internal Micrometers (100-300mm/4.0-12.0")	<b>68</b>	Sheet Metal Micrometers
<b>31</b>	Three Point Internal Micrometer Sets	<b>69</b>	Groove Micrometers
<b>32</b>	Digital Inside Micrometers	<b>71</b>	Snap Gauges
<b>33</b>	Inside Micrometers	<b>72</b>	Digital Micrometer Heads
<b>34</b>	Dual Measurement Inside Micrometers	<b>73</b>	Micrometer Heads
<b>34</b>	Tubular Inside Micrometers	<b>91</b>	Depth Micrometers
<b>35</b>	Inside Micrometers - Interchangeable Rod Type	<b>93</b>	Micrometer Standards
<b>36</b>	Caliper Micrometers		
<b>37</b>	Quick-Setting Outside Micrometers, 1mm Rev		
<b>37</b>	Micrometer Stands		



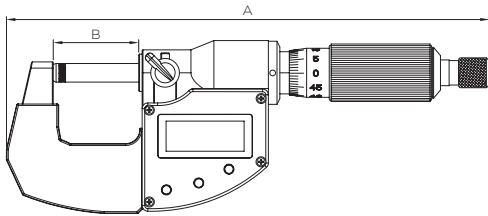


## IP65 Digital Outside Micrometers

105 Series



105-01-4



### FEATURES

- Resolution: .00005" / 0.001mm
- Flatness: .000012" / 0.3µm
- Carbide tipped measuring faces
- Upon switch on the display will read the actual absolute measuring position
- Automatic off to maximize battery life
- Inch/Metric conversion
- Absolute or incremental measuring modes
- Grey painted steel frame
- Cable data output: 900-05-4/5
- Wireless data output:  
Transmitting device: 901-00-4/6  
Receiver device: 901-00-3
- Support Bluetooth data transmission  
Bluetooth data output: 901-01-2/4
- Protection level IP65



Inch				Dimensions	
Code No.	Range	Accuracy	Thimble	B	A
105-01-5	0-1"	±.0001"	Dual Ratchets	30mm	168mm
105-02-5	1-2"	±.0002"	Dual Ratchets	55mm	198mm
105-03-5	2-3"	±.0002"	Dual Ratchets	81mm	226mm
105-04-5	3-4"	±.0002"	Dual Ratchets	106mm	256mm
105-05-5	4-5"	±.0002"	Dual Ratchets	131mm	286mm
105-06-5	5-6"	±.0002"	Dual Ratchets	156mm	316mm

Metric				Dimensions	
Code No.	Range	Accuracy	Thimble	B	A
105-01-4	0-25mm	±0.002mm	Dual Ratchets	30mm	168mm
105-02-4	25-50mm	±0.002mm	Dual Ratchets	55mm	198mm
105-03-4	50-75mm	±0.003mm	Dual Ratchets	81mm	226mm
105-04-4	75-100mm	±0.003mm	Dual Ratchets	106mm	256mm
105-05-4	100-125mm	±0.003mm	Dual Ratchets	131mm	286mm
105-06-4	125-150mm	±0.003mm	Dual Ratchets	156mm	316mm

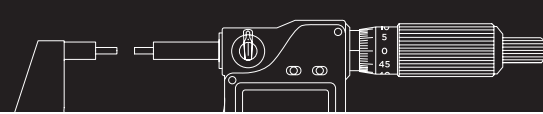
## Sets



105-66-9

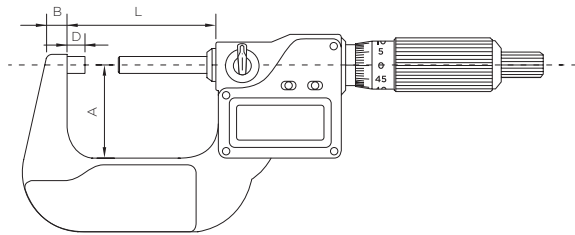
Inch Sets			
Code No.	Range	Qty.	Thimble
105-63-9	0-3"	3	Dual Ratchets
105-64-9	0-4"	4	Dual Ratchets
105-66-9	0-6"	6	Dual Ratchets

Metric Sets			
Code No.	Range	Qty.	Thimble
105-63-8	0-75mm	3	Dual Ratchets
105-64-8	0-100mm	4	Dual Ratchets
105-66-8	0-150mm	6	Dual Ratchets



## IP65 Digital Outside Micrometers

105 Series



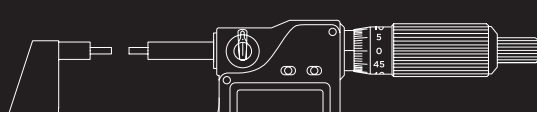
### FEATURES

- Resolution:  
Digital: .00005" / 0.001mm  
Scale: .0001" / 0.01mm
- Flatness: .000012" / 0.3µm
- Grey painted steel frame
- Upon switch on the display will read the actual absolute measuring position
- Automatic On/Off to maximize battery life
- Inch/Metric conversion
- Absolute or incremental measuring modes
- Carbide tipped measuring faces
- Support Bluetooth data transmission  
Bluetooth data output: 901-01-5
- Protection level IP65



Inch			Dimensions				
Code No.	Range	Accuracy	Thimble	A	L	B	D
105-01-1	0-1"	±0.0001"	Ratchet	24mm	32.5mm	6mm	3mm
105-02-1	1-2"	±0.0002"	Ratchet	32mm	57.5mm	8mm	3mm
105-03-1	2-3"	±0.0002"	Ratchet	44.5mm	82.5mm	8mm	3mm
105-04-1	3-4"	±0.0002"	Ratchet	57mm	107.5mm	8mm	3mm
105-05-1	4-5"	±0.0002"	Ratchet	70mm	133mm	10mm	3mm
105-06-1	5-6"	±0.0002"	Ratchet	82mm	158.5mm	10mm	3mm
105-07-1	6-7"	±0.0002"	Ratchet	94.5mm	184mm	12mm	5.5mm
105-08-1	7-8"	±0.0002"	Ratchet	107.0mm	209.5mm	12mm	5.5mm
105-09-1	8-9"	±0.0002"	Ratchet	129.5mm	234mm	23mm	5.5mm
105-10-1	9-10"	±0.0003"	Ratchet	142.5mm	259.5mm	23mm	5.5mm
105-11-1	10-11"	±0.0003"	Ratchet	155.0mm	285mm	23mm	5.5mm
105-12-1	11-12"	±0.0003"	Ratchet	167.5mm	310.5mm	23mm	5.5mm

Metric			Dimensions				
Code No.	Range	Accuracy	Thimble	A	L	B	D
105-01-0	0-25mm	±0.002mm	Ratchet	24mm	32.5mm	6mm	3mm
105-02-0	25-50mm	±0.002mm	Ratchet	32mm	57.5mm	8mm	3mm
105-03-0	50-75mm	±0.003mm	Ratchet	44.5mm	82.5mm	8mm	3mm
105-04-0	75-100mm	±0.003mm	Ratchet	57mm	107.5mm	8mm	3mm
105-05-0	100-125mm	±0.003mm	Ratchet	70mm	133mm	10mm	3mm
105-06-0	125-150mm	±0.003mm	Ratchet	82mm	158.5mm	10mm	3mm
105-07-0	150-175mm	±0.004mm	Ratchet	94.5mm	184mm	12mm	5.5mm
105-08-0	175-200mm	±0.004mm	Ratchet	107.0mm	209.5mm	12mm	5.5mm
105-09-0	200-225mm	±0.004mm	Ratchet	129.5mm	234mm	23mm	5.5mm
105-10-0	225-250mm	±0.004mm	Ratchet	142.5mm	259.5mm	23mm	5.5mm
105-11-0	250-275mm	±0.005mm	Ratchet	155.0mm	285mm	23mm	5.5mm
105-12-0	275-300mm	±0.005mm	Ratchet	167.5mm	310.5mm	23mm	5.5mm

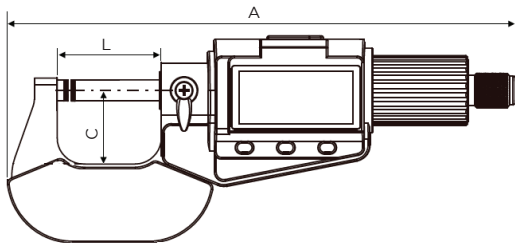


## IP54 Digital Outside Micrometers

116 Series



116-01-2



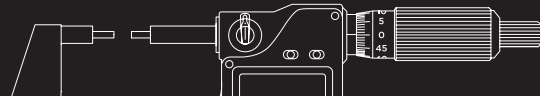
### FEATURES

- Resolution: .00005" / 0.001mm
- Carbide tipped measuring faces
- Upon switch on the display will read the actual absolute measuring position
- Automatic off to maximize battery life
- Inch/Metric conversion
- Absolute or incremental measuring modes
- Grey painted steel frame
- Cable data output: 900-07-0/1
- Support Bluetooth data transmission  
Bluetooth data output: 901-01-0/3
- Protection level IP54



Inch			Dimensions		
Code No.	Range	Accuracy	L	A	C
116-01-3	0-1"	±0.0001"	32mm	156mm	22.5mm
116-02-3	1-2"	±0.0002"	56.5mm	185.4mm	31mm
116-03-3	2-3"	±0.0002"	81.5mm	211.9mm	44mm
116-04-3	3-4"	±0.0002"	107.1mm	239.9mm	56mm
116-05-3	4-5"	±0.0002"	132mm	269.2mm	68mm
116-06-3	5-6"	±0.0002"	156.5mm	295.5mm	81mm

Metric			Dimensions		
Code No.	Range	Accuracy	L	A	C
116-01-2	0-25mm	±0.002mm	32mm	156mm	22.5mm
116-02-2	25-50mm	±0.002mm	56.5mm	185.4mm	31mm
116-03-2	50-75mm	±0.003mm	81.5mm	211.9mm	44mm
116-04-2	75-100mm	±0.003mm	107.1mm	239.9mm	56mm
116-05-2	100-125mm	±0.003mm	132mm	269.2mm	68mm
116-06-2	125-150mm	±0.003mm	156.5mm	295.5mm	81mm

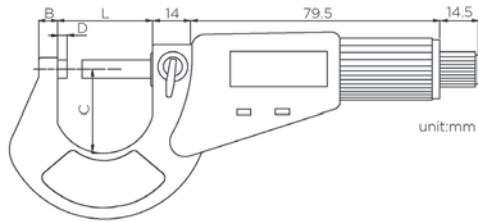


## Digital Outside Micrometers

116 Series



116-01-0



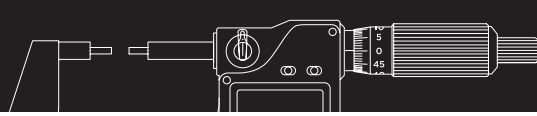
### FEATURES

- Resolution: .00005" / 0.001mm
- Ratchet friction thimble
- Carbide tipped measuring faces
- Spindle dia.: .25" / 6.35mm
- Painted frame
- Inch/Metric conversion
- Absolute or incremental measuring modes
- Automatic On/Off to maximize battery life



Inch			Dimensions			
Code No.	Range	Accuracy	C	L	B	D
116-01-1	0-1"	±.0001"	27.5mm	32mm	6mm	3mm
116-02-1	1-2"	±.0002"	37mm	57mm	8mm	3mm
116-03-1	2-3"	±.0002"	50mm	82mm	8mm	3mm
116-04-1	3-4"	±.0002"	61mm	107mm	10mm	3mm
116-05-1	4-5"	±.0002"	73mm	133mm	10mm	3mm
116-06-1	5-6"	±.0002"	85mm	158mm	10mm	3mm
116-07-1	6-7"	±.0002"	98mm	183mm	12mm	5.5mm
116-08-1	7-8"	±.0002"	110mm	209mm	12mm	5.5mm

Metric			Dimensions			
Code No.	Range	Accuracy	C	L	B	D
116-01-0	0-25mm	±0.002mm	27.5mm	32mm	6mm	3mm
116-02-0	25-50mm	±0.002mm	37mm	57mm	8mm	3mm
116-03-0	50-75mm	±0.003mm	50mm	82mm	8mm	3mm
116-04-0	75-100mm	±0.003mm	61mm	107mm	10mm	3mm
116-05-0	100-125mm	±0.003mm	73mm	133mm	10mm	3mm
116-06-0	125-150mm	±0.003mm	85mm	158mm	10mm	3mm
116-07-0	150-175mm	±0.004mm	98mm	183mm	12mm	5.5mm
116-08-0	175-200mm	±0.004mm	110mm	209mm	12mm	5.5mm



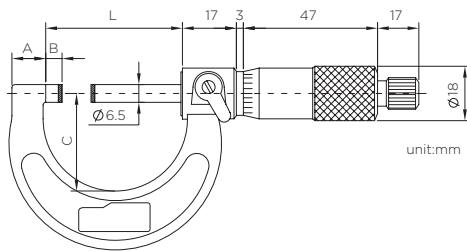
## Outside Micrometers-Inch Models

101/103 Series



Ratchet Stop

101-01-1



### FEATURES

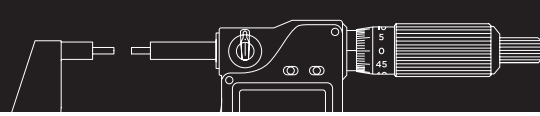
- Graduation: .001" / .0001"
- Flatness: .000024"
- Ratchet Stop and Ratchet Thimble are optional
- Carbide tipped measuring faces
- Grey painted steel frame



Ratchet Thimble

Ratchet Stop		Ratchet Thimble		Dimensions				
Code No.	Code No.	Range	Graduation	Accuracy	A	B	C	L
101-01-1	103-01-5	0-1"	.001"	±.0001"	9mm	3mm	28mm	32mm
101-02-1	103-02-5	1-2"	.001"	±.0002"	14mm	3mm	38mm	57mm
101-03-1	103-03-5	2-3"	.001"	±.0002"	15mm	3mm	49mm	82mm
101-04-1	103-04-5	3-4"	.001"	±.0002"	15mm	3mm	60mm	107mm
101-05-1	103-05-5	4-5"	.001"	±.0002"	16.5mm	3mm	73mm	133mm
101-06-1	103-06-5	5-6"	.001"	±.0002"	16.5mm	3mm	85mm	158mm
101-07-1	103-07-5	6-7"	.001"	±.0002"	19.4mm	3mm	104mm	183mm
101-08-1	103-08-5	7-8"	.001"	±.0002"	19.4mm	3mm	117mm	209mm
101-09-1	103-09-5	8-9"	.001"	±.0002"	19.4mm	3mm	130mm	234mm
101-10-1	103-10-5	9-10"	.001"	±.0003"	19.4mm	3mm	142mm	260mm
101-11-1	103-11-5	10-11"	.001"	±.0003"	19.4mm	3mm	155mm	285mm
101-12-1	103-12-5	11-12"	.001"	±.0003"	19.4mm	3mm	168mm	310mm
101-01-3	103-01-7	0-1"	.0001"	±.0001"	9mm	3mm	28mm	32mm
101-02-3	103-02-7	1-2"	.0001"	±.0002"	14mm	3mm	38mm	57mm
101-03-3	103-03-7	2-3"	.0001"	±.0002"	15mm	3mm	49mm	82mm
101-04-3	103-04-7	3-4"	.0001"	±.0002"	15mm	3mm	60mm	107mm
101-05-3	103-05-7	4-5"	.0001"	±.0002"	16.5mm	3mm	73mm	133mm
101-06-3	103-06-7	5-6"	.0001"	±.0002"	16.5mm	3mm	85mm	158mm
101-07-3	103-07-7	6-7"	.0001"	±.0002"	19.4mm	3mm	104mm	183mm
101-08-3	103-08-7	7-8"	.0001"	±.0002"	19.4mm	3mm	117mm	209mm
101-09-3	103-09-7	8-9"	.0001"	±.0002"	19.4mm	3mm	130mm	234mm
101-10-3	103-10-7	9-10"	.0001"	±.0003"	19.4mm	3mm	142mm	260mm
101-11-3	103-11-7	10-11"	.0001"	±.0003"	19.4mm	3mm	155mm	285mm
101-12-3	103-12-7	11-12"	.0001"	±.0003"	19.4mm	3mm	168mm	310mm





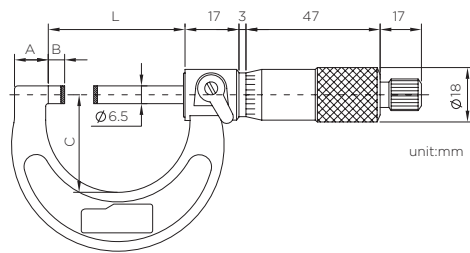
## Outside Micrometers-Metric Models

101/103 Series



Ratchet Stop

101-01-0



unit:mm

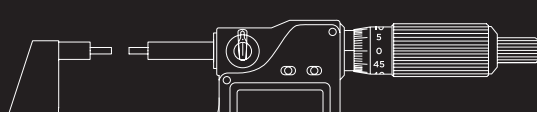
### FEATURES

- Graduation: 0.01mm / 0.001mm
- Flatness: 0.6µm
- Ratchet Stop and Ratchet Thimble are optional
- Carbide tipped measuring faces
- Grey painted steel frame



Ratchet Thimble

Ratchet Stop		Ratchet Thimble			Dimensions			
Code No.	Code No.	Range	Graduation	Accuracy	A	B	C	L
101-01-0	103-01-4	0-25mm	0.01mm	0.004mm	9mm	3mm	28mm	32mm
101-02-0	103-02-4	25-50mm	0.01mm	0.004mm	14mm	3mm	38mm	57mm
101-03-0	103-03-4	50-75mm	0.01mm	0.005mm	15mm	3mm	49mm	82mm
101-04-0	103-04-4	75-100mm	0.01mm	0.005mm	15mm	3mm	60mm	107mm
101-05-0	103-05-4	100-125mm	0.01mm	0.006mm	16.5mm	3mm	73mm	133mm
101-06-0	103-06-4	125-150mm	0.01mm	0.006mm	16.5mm	3mm	85mm	158mm
101-07-0	103-07-4	150-175mm	0.01mm	0.007mm	19.4mm	3mm	104mm	183mm
101-08-0	103-08-4	175-200mm	0.01mm	0.007mm	19.4mm	3mm	117mm	209mm
101-09-0	103-09-4	200-225mm	0.01mm	0.008mm	19.4mm	3mm	130mm	234mm
101-10-0	103-10-4	225-250mm	0.01mm	0.008mm	19.4mm	3mm	142mm	260mm
101-11-0	103-11-4	250-275mm	0.01mm	0.009mm	19.4mm	3mm	155mm	285mm
101-12-0	103-12-4	275-300mm	0.01mm	0.009mm	19.4mm	3mm	168mm	310mm
101-01-2	103-01-6	0-25mm	0.001mm	0.004mm	9mm	3mm	28mm	32mm
101-02-2	103-02-6	25-50mm	0.001mm	0.004mm	14mm	3mm	38mm	57mm
101-03-2	103-03-6	50-75mm	0.001mm	0.005mm	15mm	3mm	49mm	82mm
101-04-2	103-04-6	75-100mm	0.001mm	0.005mm	15mm	3mm	60mm	107mm
101-05-2	103-05-6	100-125mm	0.001mm	0.006mm	16.5mm	3mm	73mm	133mm
101-06-2	103-06-6	125-150mm	0.001mm	0.006mm	16.5mm	3mm	85mm	158mm
101-07-2	103-07-6	150-175mm	0.001mm	0.007mm	19.4mm	3mm	104mm	183mm
101-08-2	103-08-6	175-200mm	0.001mm	0.007mm	19.4mm	3mm	117mm	209mm
101-09-2	103-09-6	200-225mm	0.001mm	0.008mm	19.4mm	3mm	130mm	234mm
101-10-2	103-10-6	225-250mm	0.001mm	0.008mm	19.4mm	3mm	142mm	260mm
101-11-2	103-11-6	250-275mm	0.001mm	0.009mm	19.4mm	3mm	155mm	285mm
101-12-2	103-12-6	275-300mm	0.001mm	0.009mm	19.4mm	3mm	168mm	310mm



## Outside Micrometer Sets

101 Series



101-66-8

Inch		
Code No.	Range	Graduation
101-63-9	0-3"	.001"
101-64-9	0-4"	.001"
101-66-9	0-6"	.001"
101-72-9	0-12"	.001"
101-82-9	6-12"	.001"
101-63-7	0-3"	.0001"
101-64-7	0-4"	.0001"
101-66-7	0-6"	.0001"
101-72-7	0-12"	.0001"
101-82-7	6-12"	.0001"

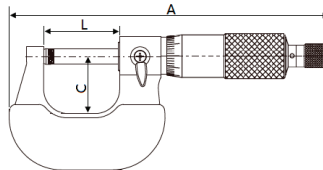
Metric		
Code No.	Range	Graduation
101-63-8	0-75mm	0.01mm
101-64-8	0-100mm	0.01mm
101-66-8	0-150mm	0.01mm
101-72-8	0-300mm	0.01mm
101-82-8	150-300mm	0.01mm
101-63-6	0-75mm	0.001mm
101-64-6	0-100mm	0.001mm
101-66-6	0-150mm	0.001mm
101-72-6	0-300mm	0.001mm
101-82-6	150-300mm	0.001mm

## Outside Micrometer

102 Series



102-01-0



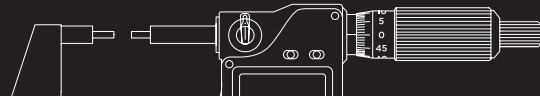
### FEATURES

- Graduation: .001"/ 0.01mm
- Flatness: 0.6µm
- Ratchet Stop
- Carbide tipped measuring faces
- Chrome plated steel frame



Inch			Dimensions		
Code No.	Range	Accuracy	L	A	C
102-01-1	0-1"	±.0001"	31mm	127.8mm	23.5mm
102-02-1	1-2"	±.0002"	56.5mm	160.1mm	31mm
102-03-1	2-3"	±.0002"	81.5mm	186.6mm	44mm
102-04-1	3-4"	±.0002"	107.1mm	214.6mm	56mm
102-05-1	4-5"	±.0002"	132.5mm	243.3mm	68mm
102-06-1	5-6"	±.0002"	157.5mm	271.1mm	80mm

Metric			Dimensions		
Code No.	Range	Accuracy	L	A	C
102-01-0	0-25mm	0.004mm	32mm	156mm	22.5mm
102-02-0	25-50mm	0.004mm	56.5mm	185.4mm	31mm
102-03-0	50-75mm	0.005mm	81.5mm	211.9mm	44mm
102-04-0	75-100mm	0.005mm	107.1mm	239.9mm	56mm
102-05-0	100-125mm	0.006mm	132mm	269.2mm	68mm
102-06-0	125-150mm	0.006mm	156.5mm	295.5mm	81mm

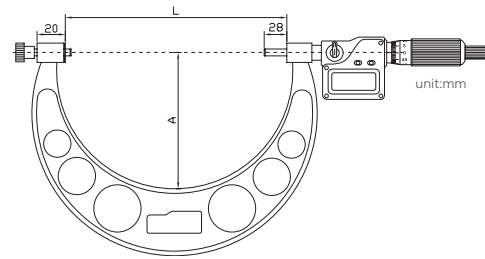


## Digital Interchangeable Anvil Outside Micrometers

115 Series



115-06-0



### FEATURES

- Resolution:  
Digital reading: .00005" / 0.001mm  
Flatness: .00004" / 1µm
- Inch/Metric conversion
- Interchangeable anvils provide wider measuring ranges

- Carbide tipped measuring faces
- Upon switching on the display will read the actual absolute measuring position
- Automatic On/Off to maximize battery life
- Absolute or incremental measuring modes
- Grey painted steel frame for models

up to 12" / 300mm

- Grey welded pipe frame for models over 12" / 300mm
- Support Bluetooth data transmission  
Bluetooth data output: 901-01-5
- Protection level IP65

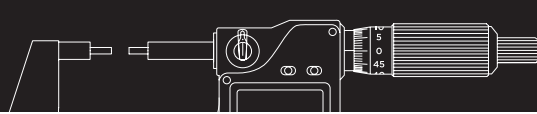
### Note:

The individual anvils are matched as a set with the frame.

The accuracy can't be guaranteed if used with a different frame.


Inch					Dimensions	
Code No.	Range	Accuracy	Anvils	Standards	A	L
115-06-1	0-6"	±.0002"	6 pcs	5 pcs	82mm	158mm
115-12-1	6-12"	±.0003"	6 pcs	6 pcs	165mm	308mm
115-04-7	0-4"	±.0002"	4 pcs	3 pcs	57mm	108mm
115-08-7	4-8"	±.0003"	4 pcs	4 pcs	114mm	208mm
115-12-7	8-12"	±.0003"	4 pcs	4 pcs	165mm	308mm
115-16-1	12-16"	±.0004"	4 pcs	2 pcs	224mm	409mm
115-20-1	16-20"	±.0005"	4 pcs	2 pcs	275mm	509mm
115-24-1	20-24"	±.00026"	4 pcs	2 pcs	321mm	609mm
115-28-1	24-28"	±.0006"	4 pcs	2 pcs	371mm	709mm
115-32-1	28-32"	±.0007"	4 pcs	2 pcs	426mm	809mm
115-36-1	32-36"	±.0008"	4 pcs	2 pcs	476mm	909mm
115-40-1	36-40"	±.0008"	4 pcs	2 pcs	576mm	1009mm

Metric					Dimensions	
Code No.	Range	Accuracy	Anvils	Standards	A	L
115-06-0	0-150mm	±0.003mm	6 pcs	5 pcs	82mm	158mm
115-12-0	150-300mm	±0.005mm	6 pcs	6 pcs	165mm	308mm
115-04-6	0-100mm	±0.003mm	4 pcs	3 pcs	57mm	108mm
115-08-6	100-200mm	±0.004mm	4 pcs	4 pcs	114mm	208mm
115-12-6	200-300mm	±0.005mm	4 pcs	4 pcs	165mm	308mm
115-16-0	300-400mm	±0.006mm	4 pcs	2 pcs	224mm	409mm
115-20-0	400-500mm	±0.007mm	4 pcs	2 pcs	275mm	509mm
115-24-0	500-600mm	±0.007mm	4 pcs	2 pcs	321mm	609mm
115-28-0	600-700mm	±0.008mm	4 pcs	2 pcs	371mm	709mm
115-32-0	700-800mm	±0.009mm	4 pcs	2 pcs	426mm	809mm
115-36-0	800-900mm	±0.010mm	4 pcs	2 pcs	476mm	909mm
115-40-0	900-1000mm	±0.010mm	4 pcs	2 pcs	576mm	1009mm

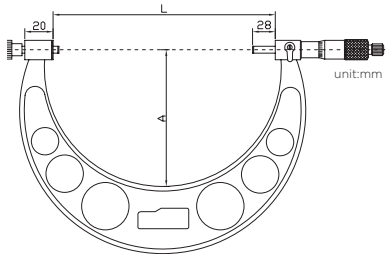


## Interchangeable Anvil Outside Micrometers

111 Series



111-06-1



### FEATURES

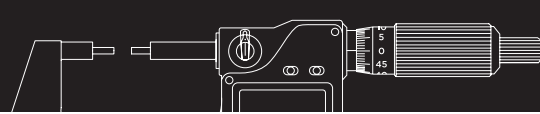
- Graduation: .001" / 0.01mm
- Flatness: .00004" / 1µm
- Ratchet stop
- Interchangeable anvils provide wider measuring ranges
- Carbide tipped measuring faces
- Grey painted steel frame for models up to 12" / 300mm
- Grey welded pipe frame for models over 12" / 300mm

### Note:

The individual anvils are matched as a set with the frame.  
The accuracy can't be guaranteed if used with a different frame.


Inch				Dimensions		
Code No.	Range	Accuracy	Anvils	Standards	A	L
111-06-1	0-6"	±.0002"	6 pcs	5 pcs	82mm	158mm
111-12-1	6-12"	±.0003"	6 pcs	6 pcs	165mm	308mm
111-04-7	0-4"	±.0002"	4 pcs	3 pcs	57mm	108mm
111-08-7	4-8"	±.0003"	4 pcs	4 pcs	114mm	208mm
111-12-7	8-12"	±.0003"	4 pcs	4 pcs	165mm	308mm
111-16-1	12-16"	±.0004"	4 pcs	2 pcs	224mm	409mm
111-20-1	16-20"	±.0005"	4 pcs	2 pcs	275mm	509mm
111-24-1	20-24"	±.00026"	4 pcs	2 pcs	321mm	609mm
111-28-1	24-28"	±.0006"	4 pcs	2 pcs	371mm	709mm
111-32-1	28-32"	±.0007"	4 pcs	2 pcs	426mm	809mm
111-36-1	32-36"	±.0008"	4 pcs	2 pcs	476mm	909mm
111-40-1	36-40"	±.0008"	4 pcs	2 pcs	576mm	1009mm

Metric				Dimensions		
Code No.	Range	Accuracy	Anvils	Standards	A	L
111-06-0	0-150mm	0.006mm	6 pcs	5 pcs	82mm	158mm
111-12-0	150-300mm	0.008mm	6 pcs	6 pcs	165mm	308mm
111-04-6	0-100mm	0.005mm	4 pcs	3 pcs	57mm	108mm
111-08-6	100-200mm	0.007mm	4 pcs	4 pcs	114mm	208mm
111-12-6	200-300mm	0.009mm	4 pcs	4 pcs	165mm	308mm
111-16-0	300-400mm	0.011mm	4 pcs	2 pcs	224mm	409mm
111-20-0	400-500mm	0.013mm	4 pcs	2 pcs	275mm	509mm
111-24-0	500-600mm	0.015mm	4 pcs	2 pcs	321mm	609mm
111-28-0	600-700mm	0.016mm	4 pcs	2 pcs	371mm	709mm
111-32-0	700-800mm	0.018mm	4 pcs	2 pcs	426mm	809mm
111-36-0	800-900mm	0.020mm	4 pcs	2 pcs	476mm	909mm
111-40-0	900-1000mm	0.020mm	4 pcs	2 pcs	576mm	1009mm



## Micrometers With Adjustable Anvils

111 Series



111-48-1

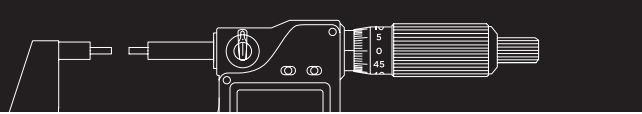
### FEATURES

- Resolution: .001" / 0.01mm
- Wide measuring range with adjustable anvil. High accuracy standard collars enable that reading does not have to be reset when changing collars
- Travel of micrometer head: 2" / 50mm  
Micrometer thread pitch: .05" / 1mm
- Standard collars: 2" / 50mm, 4" / 100mm
- Carbide measuring faces. Painted frame
- Pipe combined frame for light weight and high rigidity

Inch				
Code No.	Range	Accuracy	Anvils	Standards
111-48-1	40-48"	±.0008"	1pcs	2pcs
111-56-1	48-56"	±.0009"	1pcs	2pcs
111-64-1	56-64"	±.0011"	1pcs	2pcs
111-72-1	64-72"	±.0012"	1pcs	2pcs
111-80-1	72-80"	±.0013"	1pcs	2pcs
111-88-1	80-88"	±.0015"	1pcs	2pcs

Metric				
Code No.	Range	Accuracy	Anvils	Standards
111-48-0	1000-1200mm	0.020mm	1pcs	2pcs
111-56-0	1200-1400mm	0.024mm	1pcs	2pcs
111-64-0	1400-1600mm	0.028mm	1pcs	2pcs
111-72-0	1600-1800mm	0.031mm	1pcs	2pcs
111-80-0	1800-2000mm	0.034mm	1pcs	2pcs
111-88-0	2000-2200mm	0.040mm	1pcs	2pcs





## Dial Snap Gauges

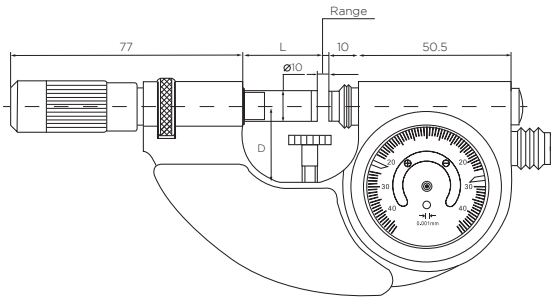
152 Series



152-01-4

### FEATURES

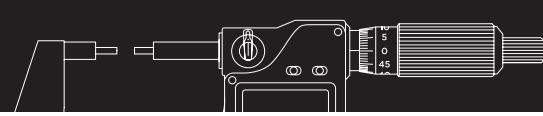
- Carbide tipped measuring faces, spindle diameter  $\varnothing 10$
- Dial indication graduation: .00005" / 0.001mm
- Dial range:  $\pm 0.015$ " /  $\pm 0.04$ mm
- Direct GO/NG judgment
- Big size indicator, easy to be read
- Measuring force 5-10N
- Protection level IP54



unit:mm

Inch			Dimensions	
Code No.	Range	Accuracy	D	L
152-01-5	0-1"	$\pm 0.00005$ "	25mm	28.5mm
152-02-5	1-2"	$\pm 0.00005$ "	35mm	53.5mm
152-03-5	2-3"	$\pm 0.00005$ "	47.5mm	78.5mm
152-04-5	3-4"	$\pm 0.00005$ "	60mm	103.5mm

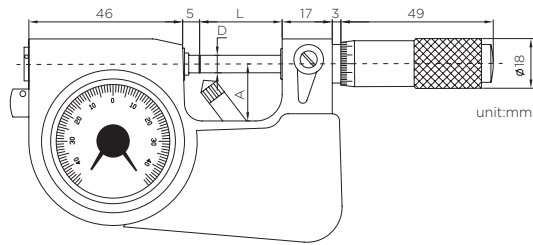
Metric			Dimensions	
Code No.	Range	Accuracy	D	L
152-01-4	0-25mm	0.001mm	25mm	28.5mm
152-02-4	25-50mm	0.001mm	35mm	53.5mm
152-03-4	50-75mm	0.001mm	47.5mm	78.5mm
152-04-4	75-100mm	0.001mm	60mm	103.5mm



## Indicating Micrometers 152 Series



152-01-0

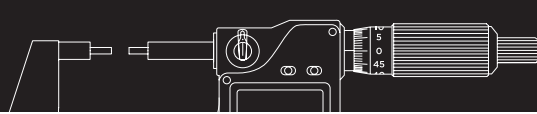


### FEATURES

- Graduation:  
Indicator: .00005" / 0.001mm  
Scale: .0001" / 0.002mm
- Indicator range:  $\pm 0.04$ mm
- Retractable anvil with an indicator for precision measurement of mass-produced parts
- Carbide tipped measuring faces
- Grey painted steel frame

Inch			Dimensions		
Code No.	Range	Accuracy	L	A	D
152-01-1	0-1"	$\pm 0.0001$ "	28.5mm	19mm	$\text{Ø}6.5$ mm
152-02-1	1-2"	$\pm 0.0002$ "	53.5mm	30mm	$\text{Ø}6.5$ mm
152-03-1	2-3"	$\pm 0.0002$ "	78.5mm	45mm	$\text{Ø}6.5$ mm
152-04-1	3-4"	$\pm 0.0002$ "	103.5mm	57mm	$\text{Ø}6.5$ mm

Metric			Dimensions		
Code No.	Range	Accuracy	L	A	D
152-01-0	0-25mm	0.002mm	28.5mm	19mm	$\text{Ø}6.5$ mm
152-02-0	25-50mm	0.002mm	53.5mm	30mm	$\text{Ø}6.5$ mm
152-03-0	50-75mm	0.003mm	78.5mm	45mm	$\text{Ø}6.5$ mm
152-04-0	75-100mm	0.003mm	103.5mm	57mm	$\text{Ø}6.5$ mm

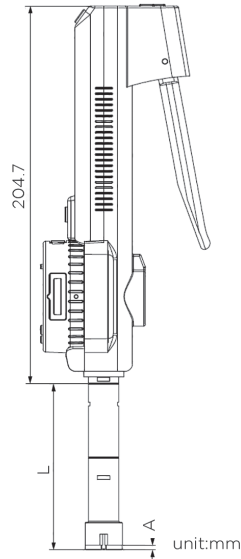
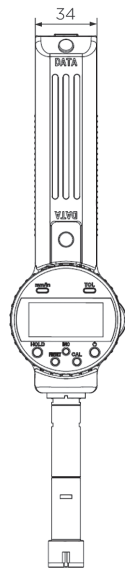


## Grip Three Point Internal Micrometers

210 Series



210-26-1



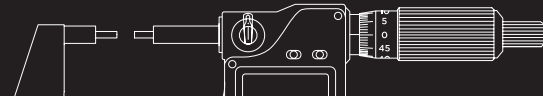
### FEATURES

- Resolution: .00005" / 0.001mm
- Built in wireless data transmission
- Tolerance preset and GO/NG judgement
- 330° rotating display easy to read measurement data in multi-angle
- Measuring contact points are designed to allow measurements near the bottom of blind holes
- Measuring surface are carbide (12mm above)
- Additional extensions can be added to increase the measuring depth
- Setting rings for origin point setting



Inch			Dimensions			
Code No.	Range	Accuracy	Setting Ring	L	A	Extension Rod
210-11-1	.275-.35"	±.0001"	.35"	2.16"	.04"	4"
210-12-1	.35-.425"	±.0001"	.35"	2.16"	.06"	4"
210-13-1	.425-.5"	±.0001"	.5"	2.16"	.06"	4"
210-24-1	.5-.65"	±.0001"	.65"	3.15"	.02"	6"
210-25-1	.65-.8"	±.0001"	.65"	3.15"	.02"	6"
210-26-1	.8-1.0"	±.0001"	1.0"	3.54"	.02"	6"
210-27-1	1.0-1.2"	±.0002"	1.0"	3.54"	.02"	6"
210-28-1	1.2-1.6"	±.0002"	1.6"	4.13"	.02"	6"
210-29-1	1.6-2.0"	±.0002"	1.6"	4.13"	.02"	6"
210-30-1	2.0-2.5"	±.0002"	2.5"	5"	.02"	6"
210-31-1	2.5-3.0"	±.0002"	2.5"	5"	.02"	6"
210-32-1	3.0-3.5"	±.0002"	3.5"	5"	.02"	6"
210-33-1	3.5-4.0"	±.0002"	3.5"	5"	.02"	6"

Metric			Dimensions			
Code No.	Range	Accuracy	Setting Ring	L	A	Extension Rod
210-11-0	6-8mm	0.004mm	8mm	55mm	1.0mm	100mm
210-12-0	8-10mm	0.004mm	8mm	55mm	1.5mm	100mm
210-13-0	10-12mm	0.004mm	12mm	55mm	1.5mm	100mm
210-24-0	12-16mm	0.004mm	16mm	80mm	0.5mm	150mm
210-25-0	16-20mm	0.004mm	16mm	80mm	0.5mm	150mm
210-26-0	20-25mm	0.004mm	25mm	90mm	0.5mm	150mm
210-27-0	25-30mm	0.004mm	25mm	90mm	0.5mm	150mm
210-28-0	30-40mm	0.004mm	40mm	105mm	0.5mm	150mm
210-29-0	40-50mm	0.004mm	40mm	105mm	0.5mm	150mm
210-30-0	50-63mm	0.005mm	62mm	127mm	0.5mm	150mm
210-31-0	62-75mm	0.005mm	62mm	127mm	0.5mm	150mm
210-32-0	75-88mm	0.005mm	87mm	127mm	0.5mm	150mm
210-33-0	87-100mm	0.005mm	87mm	127mm	0.5mm	150mm

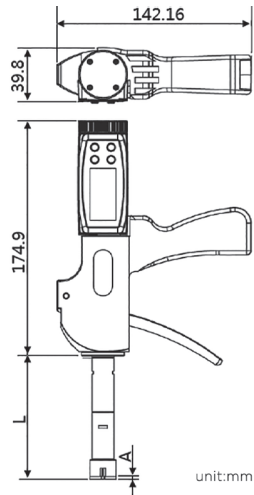


## Pistol-Grip Three Point Internal Micrometers

211 Series



211-33-0



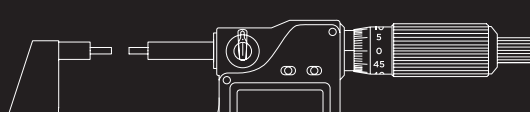
### FEATURES

- Resolution: .00005" / 0.001mm
- Absolute capacitive system
- Built in wireless data transmission
- Measuring contact points are designed to allow measurements near the bottom of blind holes
- Measuring surface are carbide (12mm above)
- Display can rotate 90°



Inch				Dimensions		
Code No.	Range	Accuracy	Setting Ring	L	A	Extension Rod
211-11-1	.275-.35"	±.0001"	.35"	2.16"	.04"	4"
211-12-1	.35-.425"	±.0001"	.35"	2.16"	.06"	4"
211-13-1	.425-.5"	±.0001"	.5"	2.16"	.06"	4"
211-24-1	.5-.65"	±.0001"	.65"	3.15"	.02"	6"
211-25-1	.65-.8"	±.0001"	.65"	3.15"	.02"	6"
211-26-1	.8-1.0"	±.0001"	1.0"	3.54"	.02"	6"
211-27-1	1.0-1.2"	±.0002"	1.0"	3.54"	.02"	6"
211-28-1	1.2-1.6"	±.0002"	1.6"	4.13"	.02"	6"
211-29-1	1.6-2.0"	±.0002"	1.6"	4.13"	.02"	6"
211-30-1	2.0-2.5"	±.0002"	2.5"	5"	.02"	6"
211-31-1	2.5-3.0"	±.0002"	2.5"	5"	.02"	6"
211-32-1	3.0-3.5"	±.0002"	3.5"	5"	.02"	6"
211-33-1	3.5-4.0"	±.0002"	3.5"	5"	.02"	6"

Metric				Dimensions		
Code No.	Range	Accuracy	Setting Ring	L	A	Extension Rod
211-11-0	6-8mm	0.004mm	8mm	55mm	1.0mm	100mm
211-12-0	8-10mm	0.004mm	8mm	55mm	1.5mm	100mm
211-13-0	10-12mm	0.004mm	12mm	55mm	1.5mm	100mm
211-24-0	12-16mm	0.004mm	16mm	80mm	0.5mm	150mm
211-25-0	16-20mm	0.004mm	16mm	80mm	0.5mm	150mm
211-26-0	20-25mm	0.004mm	25mm	90mm	0.5mm	150mm
211-27-0	25-30mm	0.004mm	25mm	90mm	0.5mm	150mm
211-28-0	30-40mm	0.004mm	40mm	105mm	0.5mm	150mm
211-29-0	40-50mm	0.004mm	40mm	105mm	0.5mm	150mm
211-30-0	50-63mm	0.005mm	62mm	127mm	0.5mm	150mm
211-31-0	62-75mm	0.005mm	62mm	127mm	0.5mm	150mm
211-32-0	75-88mm	0.005mm	87mm	127mm	0.5mm	150mm
211-33-0	87-100mm	0.005mm	87mm	127mm	0.5mm	150mm

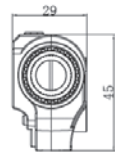
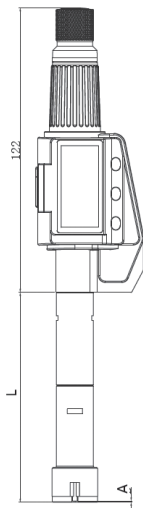


## Digital Three Point Internal Micrometers

208 Series



208-24-2



unit:mm

### FEATURES

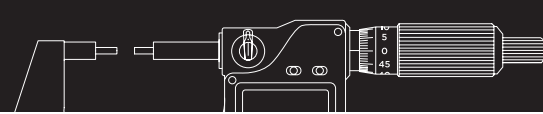
- Resolution: .00005" / 0.001mm
- Ratchet stop
- Built in wireless data transmission
- Measuring contact points are designed to allow measurements near the bottom of blind holes
- Measuring surface are carbide (12mm above)
- Additional extensions can be added to increase the measuring depth
- Setting rings for origin point setting



Inch			Dimensions			
Code No.	Range	Accuracy	Setting Ring	L	A	Extension Rod
208-11-3	.275-.35"	±.0001"	.35"	2.16"	.04"	4"
208-12-3	.35-.425"	±.0001"	.35"	2.16"	.06"	4"
208-13-3	.425-.5"	±.0001"	.5"	2.16"	.06"	4"
208-24-3	.5-.65"	±.0001"	.65"	3.15"	.02"	6"
208-25-3	.65-.8"	±.0001"	.65"	3.15"	.02"	6"
208-26-3	.8-1.0"	±.0001"	1.0"	3.54"	.02"	6"
208-27-3	1.0-1.2"	±.0002"	1.0"	3.54"	.02"	6"
208-28-3	1.2-1.6"	±.0002"	1.6"	4.13"	.02"	6"
208-29-3	1.6-1.0"	±.0002"	1.6"	4.13"	.02"	6"
208-30-3	2.0-1.5"	±.0002"	2.5"	5"	.02"	6"
208-31-3	2.5-3.0"	±.0002"	2.5"	5"	.02"	6"
208-32-3	3.0-3.5"	±.0002"	3.5"	5"	.02"	6"
208-33-3	3.5-4.0"	±.0002"	3.5"	5"	.02"	6"

Metric			Dimensions			
Code No.	Range	Accuracy	Setting Ring	L	A	Extension Rod
208-11-2	6-8mm	0.004mm	8mm	55mm	1.0mm	100mm
208-12-2	8-10mm	0.004mm	8mm	55mm	1.5mm	100mm
208-13-2	10-12mm	0.004mm	12mm	55mm	1.5mm	100mm
208-24-2	12-16mm	0.004mm	16mm	80mm	0.5mm	150mm
208-25-2	16-20mm	0.004mm	16mm	80mm	0.5mm	150mm
208-26-2	20-25mm	0.004mm	25mm	90mm	0.5mm	150mm
208-27-2	25-30mm	0.004mm	25mm	90mm	0.5mm	150mm
208-28-2	30-40mm	0.004mm	40mm	105mm	0.5mm	150mm
208-29-2	40-50mm	0.004mm	40mm	105mm	0.5mm	150mm
208-30-2	50-63mm	0.005mm	62mm	127mm	0.5mm	150mm
208-31-2	62-75mm	0.005mm	62mm	127mm	0.5mm	150mm
208-32-2	75-88mm	0.005mm	87mm	127mm	0.5mm	150mm
208-33-2	87-100mm	0.005mm	87mm	127mm	0.5mm	150mm





## Digital Two And Three Point Internal Micrometers (2-12mm/.08-.5")

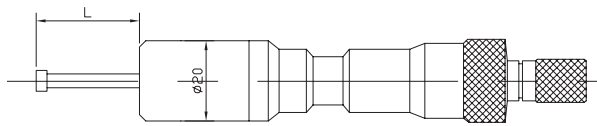
208 Series



208-12-0

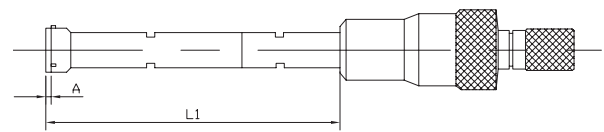
### FEATURES

- Resolution: .00005" / 0.001mm
- Ratchet stop
- Setting ring supplied
- Measuring contact points are designed to allow measurements near to the bottom of blind holes
- Models up to and including 6mm / .24 inch have two measuring points, models (over 6mm / .24 inch) with three measuring points
- Support Bluetooth data transmission  
Bluetooth data output: 901-01-5
- Protection level IP65



Dimension: 2-6mm / .08-.24"

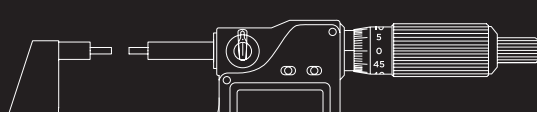
unit:mm



Dimension: 6-12mm / .275-.5"

Inch		Dimensions				
Code No.	Range	Accuracy	Setting Ring	L	A	Extension Rod
208-06-1	.08-.1"	±.0001"	.1"	12.5mm	-	-
208-07-1	.1-.12"	±.0001"	.1"	12.5mm	-	-
208-08-1	.12-.16"	±.0001"	.16"	22.5mm	-	-
208-09-1	.16-.2"	±.0001"	.16"	22.5mm	-	-
208-10-1	.2-.24"	±.0001"	.24"	22.5mm	-	-
208-10-5	.24-.28"	±.0001"	.24"	22.5mm	-	-
208-11-1	.275-.35"	±.0001"	.275"	53.5mm	0.5mm	100mm
208-12-1	.35-.425"	±.0001"	.35"	53.5mm	0.5mm	100mm
208-13-1	.425-.5"	±.0001"	.5"	53.5mm	0.5mm	100mm

Metric		Dimensions				
Code No.	Range	Accuracy	Setting Ring	L	A	Extension Rod
208-06-0	2-2.5mm	0.004mm	2.5mm	12.5mm	-	-
208-07-0	2.5-3mm	0.004mm	2.5mm	12.5mm	-	-
208-08-0	3-4mm	0.004mm	4mm	22.5mm	-	-
208-09-0	4-5mm	0.004mm	5mm	22.5mm	-	-
208-10-0	5-6mm	0.004mm	6mm	22.5mm	-	-
208-11-0	6-8mm	0.004mm	6mm	53.5mm	0.5mm	100mm
208-12-0	8-10mm	0.004mm	8mm	53.5mm	0.5mm	100mm
208-13-0	10-12mm	0.004mm	10mm	53.5mm	0.5mm	100mm

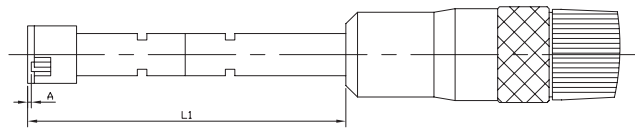


## Digital Three Point Internal Micrometers (12-100mm/.5-4.0")

208 Series



208-28-0



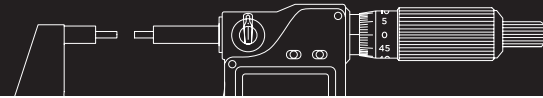
### FEATURES

- Resolution: .00005" / 0.001mm
- Ratchet stop
- Setting ring supplied
- Measuring contact points are designed to allow measurements near to the bottom of blind holes
- Additional extensions can be added to increase the measuring depth
- Measuring surfaces are carbide
- Support Bluetooth data transmission  
Bluetooth data output: 901-01-5
- Protection level IP65



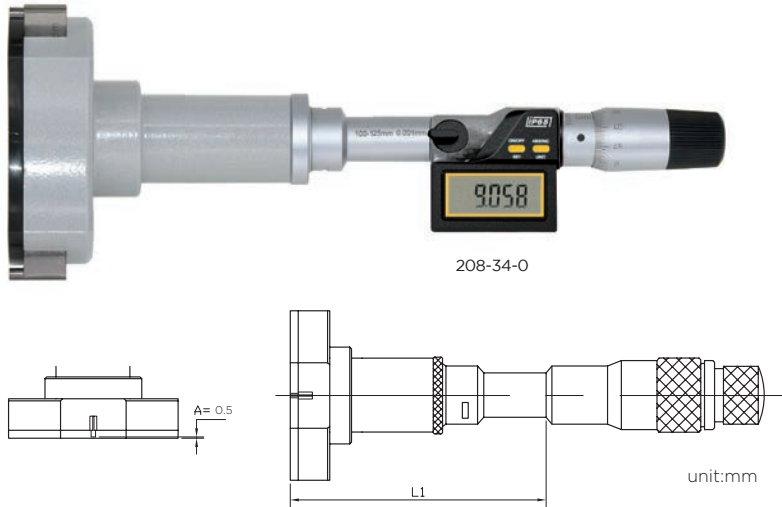
Inch		Dimensions				
Code No.	Range	Accuracy	Setting Ring	L	A	Extension Rod
208-24-1	.5-.65"	±.0001"	.65"	80mm	0.5mm	150mm
208-25-1	.65-.8"	±.0001"	.65"	80mm	0.5mm	150mm
208-26-1	.8-1"	±.0001"	1"	90mm	0.5mm	150mm
208-27-1	1-1.2"	±.0002"	1"	90mm	0.5mm	150mm
208-28-1	1.2-1.6"	±.0002"	1.6"	97mm	0.5mm	150mm
208-29-1	1.6-2"	±.0002"	1.6"	97mm	0.5mm	150mm
208-30-1	2-2.5"	±.0002"	2.5"	114mm	0.5mm	150mm
208-31-1	2.5-3"	±.0002"	2.5"	114mm	0.5mm	150mm
208-32-1	3-3.5"	±.0002"	3.5"	114mm	0.5mm	150mm
208-33-1	3.5-4"	±.0002"	3.5"	114mm	0.5mm	150mm

Metric		Dimensions				
Code No.	Range	Accuracy	Setting Ring	L	A	Extension Rod
208-24-0	12-16mm	0.004mm	16mm	80mm	0.5mm	150mm
208-25-0	16-20mm	0.004mm	16mm	80mm	0.5mm	150mm
208-26-0	20-25mm	0.004mm	25mm	90mm	0.5mm	150mm
208-27-0	25-30mm	0.004mm	25mm	90mm	0.5mm	150mm
208-28-0	30-40mm	0.004mm	40mm	97mm	0.5mm	150mm
208-29-0	40-50mm	0.005mm	40mm	97mm	0.5mm	150mm
208-30-0	50-63mm	0.005mm	62mm	114mm	0.5mm	150mm
208-31-0	62-75mm	0.005mm	62mm	114mm	0.5mm	150mm
208-32-0	75-88mm	0.005mm	87mm	114mm	0.5mm	150mm
208-33-0	87-100mm	0.005mm	87mm	114mm	0.5mm	150mm



## Digital Three Point Internal Micrometers (100-300mm/4.0-12.0")

208 Series



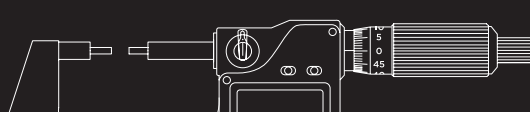
### FEATURES

- Resolution: .00005" / 0.001mm
- Ratchet stop
- Measuring contact points are designed to allow measurements near to the bottom of blind holes
- Additional extensions can be added to increase the measuring depth
- Measuring surfaces are carbide
- Setting rings are not included with the set but are optional
- Support Bluetooth data transmission  
Bluetooth data output: 901-01-5
- Protection level IP65



Inch	Optional		Dimensions		
Code No.	Range	Accuracy	Setting Ring	L1	Extension Rod
208-34-1	4-5"	±.0002"	4"	145mm	150mm
208-35-1	5-6"	±.0002"	5"	145mm	150mm
208-36-1	6-7"	±.0002"	6"	145mm	150mm
208-37-1	7-8"	±.0002"	7"	145mm	150mm
208-38-1	8-9"	±.00028"	8"	145mm	150mm
208-39-1	9-10"	±.00028"	9"	145mm	150mm
208-40-1	10-11"	±.00028"	10"	145mm	150mm
208-41-1	11-12"	±.00028"	11"	145mm	150mm

Metric	Optional		Dimensions		
Code No.	Range	Accuracy	Setting Ring	L1	Extension Rod
208-34-0	100-125mm	0.005mm	100mm	145mm	150mm
208-35-0	125-150mm	0.005mm	125mm	145mm	150mm
208-36-0	150-175mm	0.005mm	150mm	145mm	150mm
208-37-0	175-200mm	0.005mm	175mm	145mm	150mm
208-38-0	200-225mm	0.007mm	200mm	145mm	150mm
208-39-0	225-250mm	0.007mm	225mm	145mm	150mm
208-40-0	250-275mm	0.007mm	250mm	145mm	150mm
208-41-0	275-300mm	0.007mm	275mm	145mm	150mm



## Three Point Internal Micrometer Sets

208 Series

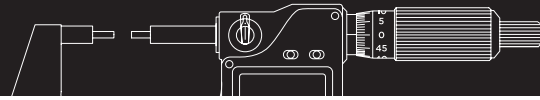


208-65-9



Inch				
Code No.	Range	Packages	Setting Rings	Extension Rod
208-61-9	.08-.12"	2 pcs 0.08-0.1", 0.1-0.12"	.1"	-
208-62-9	.12-.28"	4 pcs 0.12-0.16", 0.16"-0.2", 0.2-0.24", 0.24-0.28"	0.16", 0.24"	-
208-63-9	.275-.5"	3 pcs 0.275-0.35", 0.35-0.425", 0.425"-0.5"	0.275", 0.35", 0.5"	4"
208-64-9	.5-.8"	2 pcs 0.5-0.65", 0.65-0.8"	0.65"	6"
208-65-9	.8-2"	4 pcs 0.8-1", 1-1.2", 1.2-1.6", 1.6-2"	1", 1.6"	6"
208-66-9	2-4"	4 pcs 2-2.5", 2.5-3", 3-3.5", 3.5-4"	2.5", 3.5"	6"

Metric				
Code No.	Range	Packages	Setting Rings	Extension Rod
208-61-8	2-3mm	2 pcs 2-2.5, 2.5-3mm	2.5mm	-
208-62-8	3-6mm	3 pcs 3-4, 4-5, 5-6mm	4, 5, 6mm	-
208-63-8	6-12mm	3 pcs 6-8, 8-10, 10-12mm	6, 8, 10mm	100mm
208-64-8	12-20mm	2 pcs 12-16, 16-20mm	16mm	150mm
208-65-8	20-50mm	4 pcs 20-25, 25-30, 30-40, 40-50mm	25, 40mm	150mm
208-66-8	50-100mm	4 pcs 50-63, 62-75, 75-88, 87-100mm	62, 87mm	150mm



## Two And Three Point Internal Micrometers (2-12mm/.08-.5")

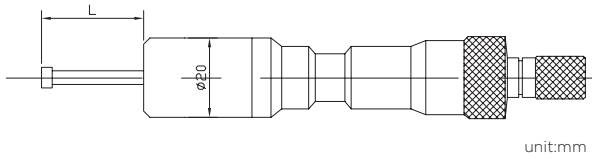
209 Series



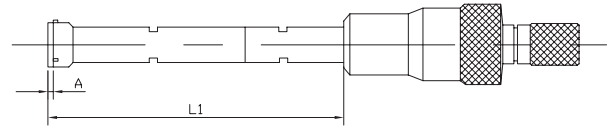
209-09-0

### FEATURES

- Graduation: .0001" / 0.001mm
- Ratchet stop
- Setting ring supplied
- Measuring contact points are designed to allow measurements near to the bottom of blind holes
- Models up to and including 6mm / .24 inch have two measuring points, models (over 6mm / .24 inch) with three measuring points



Dimension: 2-6mm / .08-.24"



Dimension: 6-12mm / .275-.5"

Inch				Dimensions		
Code No.	Range	Accuracy	Setting Ring	L	A	Extension Rod
209-06-1	.08-.1"	±.0001"	.1"	12.5mm	-	-
209-07-1	.1-.12"	±.0001"	.1"	12.5mm	-	-
209-08-1	.12-.16"	±.0001"	.16"	22.5mm	-	-
209-09-1	.16-.2"	±.0001"	.16"	22.5mm	-	-
209-10-1	.2-.24"	±.0001"	.24"	22.5mm	-	-
209-10-5	.24-.28"	±.0001"	.24"	22.5mm	-	-
209-11-1	.275-.35"	±.0001"	.275"	53.5mm	0.5mm	100mm
209-12-1	.35-.425"	±.0001"	.35"	53.5mm	0.5mm	100mm
209-13-1	.425-.5"	±.0001"	.5"	53.5mm	0.5mm	100mm

Metric				Dimensions		
Code No.	Range	Accuracy	Setting Ring	L	A	Extension Rod
209-06-0	2-2.5mm	0.004mm	2.5mm	12.5mm	-	-
209-07-0	2.5-3mm	0.004mm	2.5mm	12.5mm	-	-
209-08-0	3-4mm	0.004mm	4mm	22.5mm	-	-
209-09-0	4-5mm	0.004mm	5mm	22.5mm	-	-
209-10-0	5-6mm	0.004mm	6mm	22.5mm	-	-
209-11-0	6-8mm	0.004mm	6mm	53.5mm	0.5mm	100mm
209-12-0	8-10mm	0.004mm	8mm	53.5mm	0.5mm	100mm
209-13-0	10-12mm	0.004mm	10mm	53.5mm	0.5mm	100mm

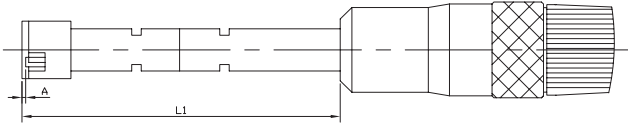


## Three Point Internal Micrometers (12-100mm/.5-4.0")

209 Series



209-26-0

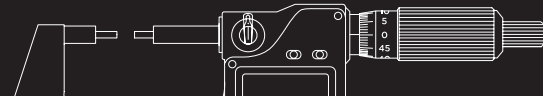


### FEATURES

- Graduation: .0002" / 0.0005mm
- Ratchet stop
- Setting ring supplied
- Measuring contact points are designed to allow measurements near to the bottom of blind holes
- Additional extensions can be added to increase the measuring depth
- Measuring surfaces are carbide


Inch				Dimensions		
Code No.	Range	Accuracy	Setting Ring	L	A	Extension Rod
209-24-1	.5-.65"	±.0001"	.65"	80mm	0.5mm	150mm
209-25-1	.65-.8"	±.0001"	.65"	80mm	0.5mm	150mm
209-26-1	.8-1"	±.0001"	1"	90mm	0.5mm	150mm
209-27-1	1-1.2"	±.0002"	1"	90mm	0.5mm	150mm
209-28-1	1.2-1.6"	±.0002"	1.6"	97mm	0.5mm	150mm
209-29-1	1.6-2"	±.0002"	1.6"	97mm	0.5mm	150mm
209-30-1	2-2.5"	±.0002"	2.5"	114mm	0.5mm	150mm
209-31-1	2.5-3"	±.0002"	2.5"	114mm	0.5mm	150mm
209-32-1	3-3.5"	±.0002"	3.5"	114mm	0.5mm	150mm
209-33-1	3.5-4"	±.0002"	3.5"	114mm	0.5mm	150mm

Metric				Dimensions		
Code No.	Range	Accuracy	Setting Ring	L	A	Extension Rod
209-24-0	12-16mm	0.004mm	16mm	80mm	0.5mm	150mm
209-25-0	16-20mm	0.004mm	16mm	80mm	0.5mm	150mm
209-26-0	20-25mm	0.004mm	25mm	90mm	0.5mm	150mm
209-27-0	25-30mm	0.004mm	25mm	90mm	0.5mm	150mm
209-28-0	30-40mm	0.004mm	40mm	97mm	0.5mm	150mm
209-29-0	40-50mm	0.005mm	40mm	97mm	0.5mm	150mm
209-30-0	50-63mm	0.005mm	62mm	114mm	0.5mm	150mm
209-31-0	62-75mm	0.005mm	62mm	114mm	0.5mm	150mm
209-32-0	75-88mm	0.005mm	87mm	114mm	0.5mm	150mm
209-33-0	87-100mm	0.005mm	87mm	114mm	0.5mm	150mm



## Three Point Internal Micrometers (100-300mm/4.0-12.0")

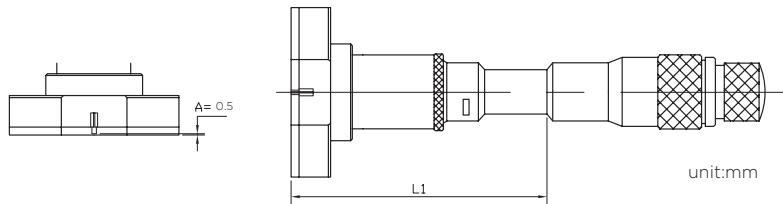
209 Series



209-34-0

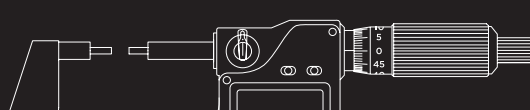
### FEATURES

- Graduation: .0002" / 0.005mm
- Ratchet stop
- Measuring contact points are designed to allow measurements near to the bottom of blind holes
- Additional extensions can be added to increase the measuring depth
- Measuring surfaces are carbide
- Setting ring are not included with the set but are optional




Inch			Optional	Dimensions	
Code No.	Range	Accuracy	Setting Ring	L1	Extension Rod
209-34-1	4-5"	±.0002"	4"	145mm	150mm
209-35-1	5-6"	±.0002"	5"	145mm	150mm
209-36-1	6-7"	±.0002"	6"	145mm	150mm
209-37-1	7-8"	±.0002"	7"	145mm	150mm
209-38-1	8-9"	±.00028"	8"	145mm	150mm
209-39-1	9-10"	±.00028"	9"	145mm	150mm
209-40-1	10-11"	±.00028"	10"	145mm	150mm
209-41-1	11-12"	±.00028"	11"	145mm	150mm

Metric			Optional	Dimensions	
Code No.	Range	Accuracy	Setting Ring	L1	Extension Rod
209-34-0	100-125mm	0.005mm	100mm	145mm	150mm
209-35-0	125-150mm	0.005mm	125mm	145mm	150mm
209-36-0	150-175mm	0.005mm	150mm	145mm	150mm
209-37-0	175-200mm	0.005mm	175mm	145mm	150mm
209-38-0	200-225mm	0.007mm	200mm	145mm	150mm
209-39-0	225-250mm	0.007mm	225mm	145mm	150mm
209-40-0	250-275mm	0.007mm	250mm	145mm	150mm
209-41-0	275-300mm	0.007mm	275mm	145mm	150mm



## Three Point Internal Micrometer Sets

209 Series

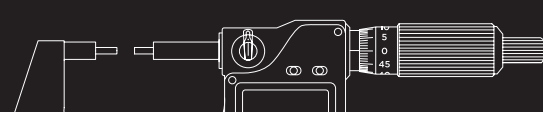


209-62-8

Inch				
Code No.	Range	Packages	Setting Rings	Extension Rod
209-61-9	.08-.12"	2 pcs	.1"	-
		0.08-0.1", 0.1-0.12"		
209-62-9	.12-.28"	4 pcs	0.16", 0.24"	-
		0.12-0.16", 0.16"-0.2", 0.2-0.24", 0.24-0.28"		
209-63-9	.275-.5"	3 pcs	0.275", 0.35", 0.5"	4"
		0.275-0.35", 0.35-0.425", 0.425"-0.5"		
209-64-9	.5-.8"	2 pcs	0.65"	6"
		0.5-0.65", 0.65-0.8"		
209-65-9	.8-2"	4 pcs	1", 1.6"	6"
		0.8-1", 1-1.2", 1.2-1.6", 1.6-2"		
209-66-9	2-4"	4 pcs	2.5", 3.5"	6"
		2-2.5", 2.5-3", 3-3.5", 3.5-4"		

Metric				
Code No.	Range	Packages	Setting Rings	Extension Rod
209-61-8	2-3mm	2 pcs	2.5mm	-
		2-2.5, 2.5-3mm		
209-62-8	3-6mm	3 pcs	4, 5, 6mm	-
		3-4, 4-5, 5-6mm		
209-63-8	6-12mm	3 pcs	6, 8, 10mm	100mm
		6-8, 8-10, 10-12mm		
209-64-8	12-20mm	2 pcs	16mm	150mm
		12-16, 16-20mm		
209-65-8	20-50mm	4 pcs	25, 40mm	150mm
		20-25, 25-30, 30-40, 40-50mm		
209-66-8	50-100mm	4 pcs	62, 87mm	150mm
		50-63, 62-75, 75-88, 87-100mm		





## Digital Inside Micrometers

207 Series



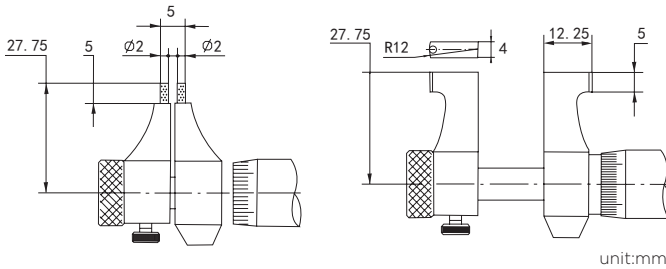
207-01-0



207-01-1

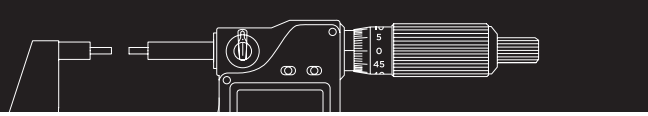
### FEATURES

- Resolution: .00005" / 0.001mm
- Ratchet stop
- Designed for the measurement of intricate internal characteristics
- Solid carbide pins for measurement contact points
- Satin chrome finished
- .2-1.2" / 5-30mm and 1-2" / 25-50mm range are supplied with Setting Ring
- Support Bluetooth data transmission  
Bluetooth data output: 901-01-5



Inch			
Code No.	Range	Resolution	Accuracy
207-01-1	.2-1.2"	.00005"	±0.001"
207-02-1	1-2"	.00005"	±0.002"
207-03-1	2-3"	.00005"	±0.002"
207-04-1	3-4"	.00005"	±0.002"
207-05-1	4-5"	.00005"	±0.002"
207-06-1	5-6"	.00005"	±0.002"
207-07-1	6-7"	.00005"	±0.002"
207-08-1	7-8"	.00005"	±0.002"

Metric			
Code No.	Range	Resolution	Accuracy
207-01-0	5-30mm	0.001mm	±0.003mm
207-02-0	25-50mm	0.001mm	±0.003mm
207-03-0	50-75mm	0.001mm	±0.004mm
207-04-0	75-100mm	0.001mm	±0.004mm
207-05-0	100-125mm	0.001mm	±0.005mm
207-06-0	125-150mm	0.001mm	±0.005mm
207-07-0	150-175mm	0.001mm	±0.005mm
207-08-0	175-200mm	0.001mm	±0.005mm



## Inside Micrometers

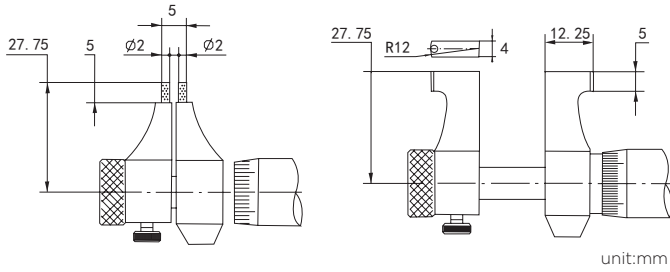
203 Series



203-02-0

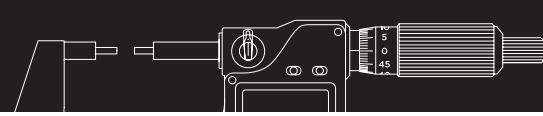
### FEATURES

- Graduation: .001" / 0.01mm
- Ratchet stop
- Designed for the measurement of intricate internal characteristics
- Satin chrome finished
- .2-1.2" / 5-30mm and 1-2" / 25-50mm range are supplied with Setting Ring



Inch			
Code No.	Range	Graduation	Accuracy
203-01-1	.2-1.2"	.001"	±.0001"
203-02-1	1-2"	.001"	±.0002"
203-03-1	2-3"	.001"	±.0002"
203-04-1	3-4"	.001"	±.0002"
203-05-1	4-5"	.001"	±.0002"
203-06-1	5-6"	.001"	±.0002"
203-07-1	6-7"	.001"	±.0002"
203-08-1	7-8"	.001"	±.0002"

Metric			
Code No.	Range	Graduation	Accuracy
203-01-0	5-30mm	0.01mm	0.005mm
203-02-0	25-50mm	0.01mm	0.006mm
203-03-0	50-75mm	0.01mm	0.007mm
203-04-0	75-100mm	0.01mm	0.008mm
203-05-0	100-125mm	0.01mm	0.009mm
203-06-0	125-150mm	0.01mm	0.009mm
203-07-0	150-175mm	0.01mm	0.010mm
203-08-0	175-200mm	0.01mm	0.010mm



## Dual Measurement Inside Micrometers

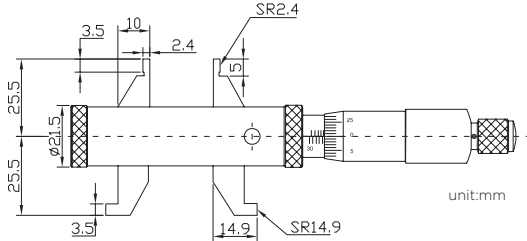
206 Series



206-01-0

### FEATURES

- Graduation: .001" / 0.01mm
- For all kinds of inside measurements
- Large measuring range with two sides of calipers
- Bi-directional graduation for easy reading in both directions
- Supplied with Setting Ring (Ø1.2" / Ø30mm dia.)



Code No.	Lower Range	Upper Range	Graduation	Accuracy
<b>Inch</b>				
206-01-1	.2-1.2"	1.2-2.2"	.001"	±.0002"
<b>Metric</b>				
206-01-0	5-30mm	30-55mm	0.01mm	0.005mm

## Tubular Inside Micrometers

240 Series



240-01-0

### FEATURES

- Graduation: .001" / 0.01mm
- Accuracy: Metric  $(3+n+L/50) \mu\text{m}$   
Inch  $[0.00005(3+L/2)]''$   
 $n$ =number of rod,  $L$ =Maximum measuring Length (mm)/(inch)
- Offers a wide range of ID measurements by combining extension rods with the micrometer head
- Supplied with a standard caliper gauge for zero setting
- The combining of Extension Rod provides a wide measuring range
- Carbide measuring faces
- Diameter of Extension Rod: Ø15.5mm

<b>Inch</b>			
Code No.	Range	Extension Rod	Note
240-01-1	2-12"	.5", 1", 2" (2 pcs), 4"	Includes .50", .001" Mic. Head
240-02-1	2-40"	.5", 1", 2", 4" (2 pcs), 6", 8", 12"	Includes .50", .001" Mic. Head
169-55-1	2-2.5"	-	Replacement Mic Head .001"

<b>Metric</b>			
Code No.	Range	Extension Rod	Note
240-01-0	50-300mm	13, 25, 50 (2 pcs), 100mm	Includes 13mm, 0.01mm Mic. Head
240-02-0	50-1000mm	13, 25, 50, 100 (2 pcs), 150, 200, 300mm	Includes 13mm, 0.01mm Mic. Head
240-03-0	50-1500mm	13, 25, 50, 100 (2 pcs), 150, 200 (2 pcs), 300mm (2 pcs)	Includes 13mm, 0.01mm Mic. Head
240-11-0	50-100mm	13, 25mm	Includes 13mm, 0.01mm Mic. Head
240-12-0	50-500mm	13, 25, 50 (2 pcs), 100, 200mm	Includes 13mm, 0.01mm Mic. Head
169-55-0	50-63mm	-	Replacement 0.01mm Mic. Head

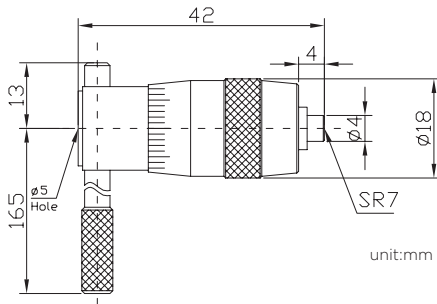


## Inside Micrometers - Interchangeable Rod Type

242 Series



242-40-1



### FEATURES

- Graduation: .001" / 0.01mm.
- Accuracy: Metric (6 + L/50)  $\mu\text{m}$   
Inch [0.0003 + 0.00005 (L/2)]"  
L=Maximum measuring Length (mm)/(inch)
- Rods marked with its measuring range
- Satin chrome finish throughout
- All contact points hardened for extra long tool life
- With locking clamp
- Zero point can be readjusted by rotating the micrometer head sleeve
- Carbide tipped measuring faces

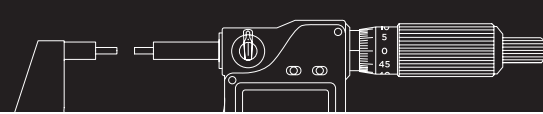
### Inch

Code No.	Range	Head Travel	Graduation	Spacing Collar	Diameter Of Rods	Note
242-02-1	1-2"	.25"	.001"	-	Ø.248"	1" Mic Head & 2 Rods
242-08-1	2-8"	.50"	.001"	.500"	Ø.248"	2" Mic Head & 6 Rods
242-12-1	2-12"	.50"	.001"	.500"	Ø.248"	2" Mic Head & 10 Rods
242-20-1	8-20"	1.00"	.001"	1", 2"	Ø.355"	8" Mic Head & 3 Rods
242-40-1	8-40"	1.00"	.001"	1", 2"	Ø.355"	8" Mic Head & 8 Rods


### Metric

Code No.	Range	Head Travel	Graduation	Spacing Collar	Diameter Of Rods	Note
242-02-0	25-50mm	7mm	0.01mm	-	Ø6.3mm	25mm Mic Head & 2 Rods
242-08-0	50-200mm	13mm	0.01mm	13mm	Ø6.3mm	50mm Mic Head & 6 Rods
242-12-0	50-300mm	13mm	0.01mm	13mm	Ø6.3mm	50mm Mic Head & 10 Rods
242-20-0	200-500mm	25mm	0.01mm	25mm, 50mm	Ø9mm	200mm Mic Head & 3 Rods
242-40-0	200-1000mm	25mm	0.01mm	25mm, 50mm	Ø9mm	200mm Mic Head & 8 Rods

Note: Individual rods are matched with micrometer and should not be interchanged with other sets



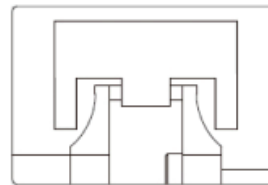
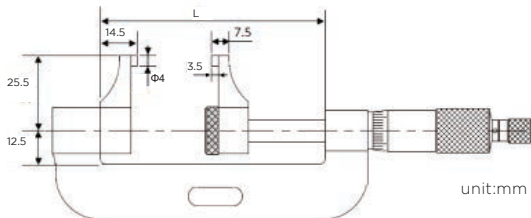
## Caliper Micrometers 190 Series



190-11-1

### FEATURES

- Graduation:  
Inch: .001"  
Metric: 0.01mm
- Ratchet stop
- Carbide tipped measuring faces
- Grey painted steel frame



Inch			Dimensions
Code No.	Range	Accuracy	L
190-11-1	0-1"	±.0001"	56mm
190-12-1	1-2"	±.0002"	81mm
190-13-1	2-3"	±.0002"	106mm
190-14-1	3-4"	±.0002"	131mm

Metric			Dimensions
Code No.	Range	Accuracy	L
190-11-0	0-25mm	0.004mm	56mm
190-12-0	25-50mm	0.004mm	81mm
190-13-0	50-75mm	0.005mm	106mm
190-14-0	75-100mm	0.005mm	131mm

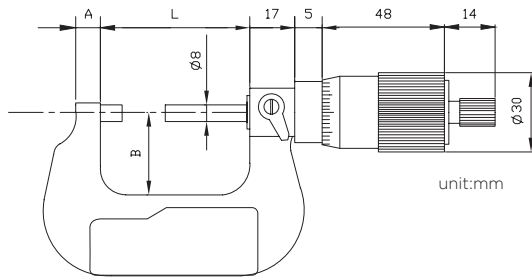


## Quick-Setting Outside Micrometers, 1mm Rev

102 Series



102-61-0



### FEATURES

- Graduation: 0.01mm
- Flatness: 0.3μm
- Ratchet thimble
- 1mm thread pitch for quick setting
- The measurement can be read directly from the thimble due to the 100 step graduation
- Carbide tipped measuring faces
- Grey painted steel frame

Metric			Dimensions		
Code No.	Range	Accuracy	A	B	L
102-61-0	0-25mm	0.004mm	6mm	24mm	32mm
102-62-0	25-50mm	0.004mm	8mm	32mm	57mm
102-63-0	50-75mm	0.005mm	8mm	45mm	82mm
102-64-0	75-100mm	0.005mm	8mm	57mm	107mm

## Micrometer Stands

109 Series



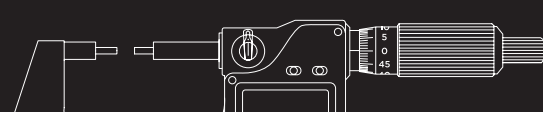
Code No.: 109-01-0  
Painted Steel Base



Code No.: 109-02-1  
Painted Cast-Iron Base

### FEATURES

- These stands are designed to allow bench top use with hand micrometers



## Blade Micrometers

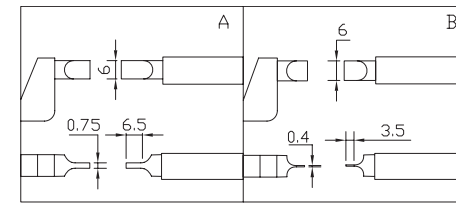
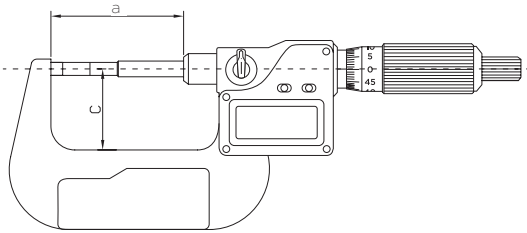
117 Series



117-01-0



117-01-1



unit:mm

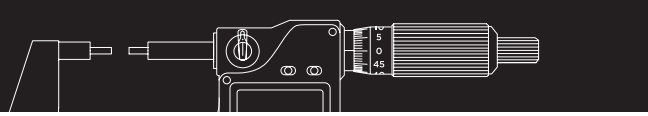
### FEATURES

- Resolution:  
Digital reading: .00005" / 0.001mm
- Ratchet stop
- For measuring the groove diameter of shafts, keyways, and other hard to reach portions
- Non-rotating spindle
- Carbide tipped measuring faces
- Grey painted steel frame
- Inch/Metric conversion
- Upon switching on the display will read the actual absolute measuring position
- Automatic On/Off to maximize battery life
- Absolute or incremental measuring modes
- Support Bluetooth data transmission  
Bluetooth data output: 901-01-5



Anvil Type A	Anvil Type B	Inch	Accuracy	Dimensions	
Code No.	Code No.	Range		a	C
117-01-1	117-01-3	0-1"	±.0001"	57mm	32mm
117-02-1	117-02-3	1-2"	±.0002"	82mm	44.5mm
117-03-1	117-03-3	2-3"	±.0002"	107mm	57mm
117-04-1	117-04-3	3-4"	±.0002"	132.6mm	69.5mm
117-05-1	117-05-3	4-5"	±.0002"	158mm	82mm
117-06-1	117-06-3	5-6"	±.0002"	183.4mm	94.5mm

Anvil Type A	Anvil Type B	Metric	Accuracy	Dimensions	
Code No.	Code No.	Range		a	C
117-01-0	117-01-2	0-25mm	±0.002mm	57mm	32mm
117-02-0	117-02-2	25-50mm	±0.002mm	82mm	44.5mm
117-03-0	117-03-2	50-75mm	±0.003mm	107mm	57mm
117-04-0	117-04-2	75-100mm	±0.003mm	132.6mm	69.5mm
117-05-0	117-05-2	100-125mm	±0.003mm	158mm	82mm
117-06-0	117-06-2	125-150mm	±0.003mm	183.4mm	94.5mm

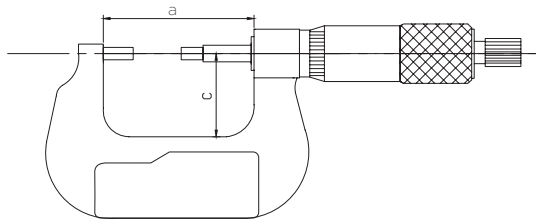


## Blade Micrometers

112 Series

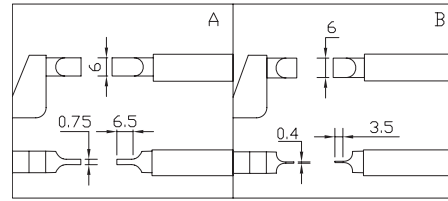


112-01-0



### FEATURES

- Graduation: .001" / 0.01mm
- Ratchet stop
- For measuring the groove diameter of shafts, keyways, and other hard to reach portions
- Non-rotating spindle
- Carbide tipped measuring faces
- Grey painted steel frame

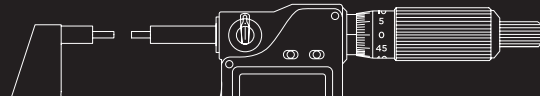


unit:mm

Anvil Type A	Anvil Type B	Inch	Dimensions		
Code No.	Code No.	Range	Accuracy	a	C
112-01-1	112-01-3	0-1"	±.0001"	57mm	32mm
112-02-1	112-02-3	1-2"	±.0002"	82mm	44.5mm
112-03-1	112-03-3	2-3"	±.0002"	107mm	57mm
112-04-1	112-04-3	3-4"	±.0002"	132.6mm	69.5mm
112-05-1	112-05-3	4-5"	±.0002"	158mm	82mm
112-06-1	112-06-3	5-6"	±.0002"	183.4mm	94.5mm

Anvil Type A	Anvil Type B	Metric	Dimensions		
Code No.	Code No.	Range	Accuracy	a	C
112-01-0	112-01-2	0-25mm	0.004mm	57mm	32mm
112-02-0	112-02-2	25-50mm	0.004mm	82mm	44.5mm
112-03-0	112-03-2	50-75mm	0.005mm	107mm	57mm
112-04-0	112-04-2	75-100mm	0.005mm	132.6mm	69.5mm
112-05-0	112-05-2	100-125mm	0.006mm	158mm	82mm
112-06-0	112-06-2	125-150mm	0.006mm	183.4mm	94.5mm





## Multi-Anvil Micrometers

125 Series



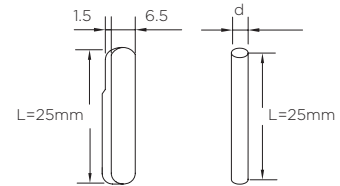
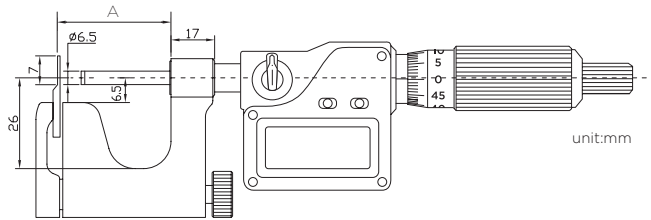
125-01-0



125-01-1

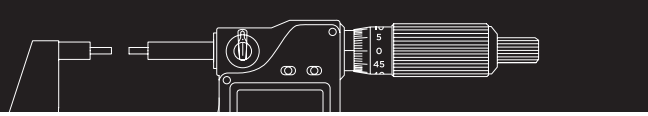
### FEATURES

- Resolution:  
Digital reading: .00005" / 0.001mm
- Ratchet stop
- Measures tube thickness, shoulder edge distance  
rivet head height, with interchangeable anvils  
(Flat Anvil, Rod Anvil, V-anvil)
- Inch/Metric conversion
- Upon switching on the display will read the actual  
absolute measuring position
- Carbide tipped measuring faces
- Automatic On/Off to maximize battery life
- Chrome-plated steel feet frame
- Absolute or incremental measuring modes
- Support Bluetooth data transmission  
Bluetooth data output: 901-01-5
- Protection level IP65



Inch			Dimensions	
Code No.	Range	Accuracy	A	d
125-01-1	0-1"	±0.0001"	28.5mm	∅3mm
125-02-1	1-2"	±0.0002"	53.5mm	∅5mm

Metric			Dimensions	
Code No.	Range	Accuracy	A	d
125-01-0	0-25mm	±0.002mm	28.5mm	∅3mm
125-02-0	25-50mm	±0.002mm	53.5mm	∅5mm



## Multi-Anvil Micrometers

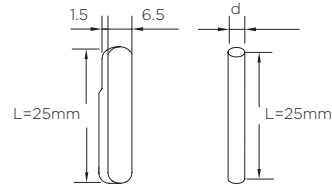
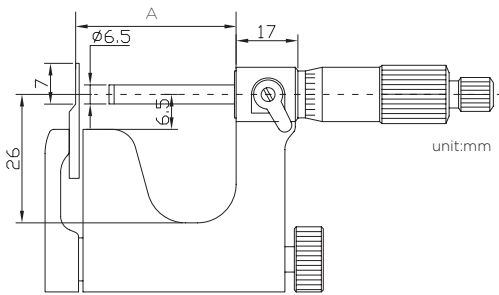
121 Series



121-01-1

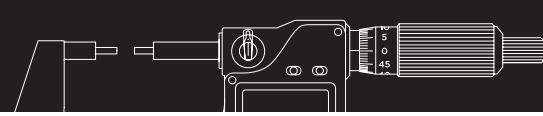
### FEATURES

- Graduation: .001" / 0.01mm
- Ratchet thimble
- Measures tube thickness, shoulder edge distance rivet head height, with interchangeable anvils (Flat Anvil, Rod Anvil, V-anvil)
- Carbide tipped measuring faces
- Chrome-plated steel feet frame



Inch			Dimensions	
Code No.	Range	Accuracy	A	d
121-01-1	0-1"	±.0001"	28.5mm	Ø3mm
121-02-1	1-2"	±.0002"	53.5mm	Ø5mm

Metric			Dimensions	
Code No.	Range	Accuracy	A	d
121-01-0	0-25mm	0.004mm	28.5mm	Ø3mm
121-02-0	25-50mm	0.004mm	53.5mm	Ø5mm



## Point Micrometers

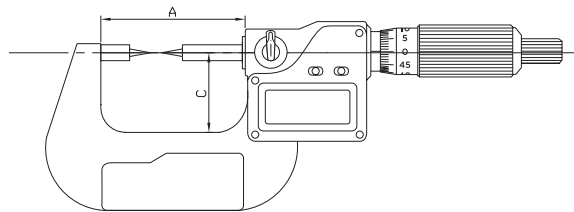
126 Series



126-02-0

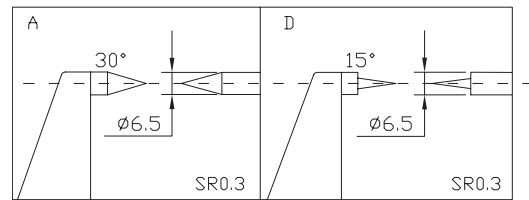


126-02-1



### FEATURES

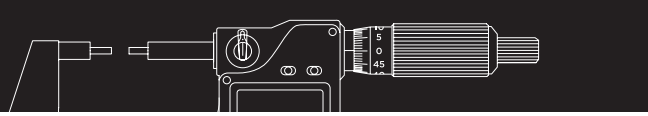
- Resolution:  
Digital reading: .00005" / 0.001mm
- Ratchet stop
- 15 degree and 30 degree measuring points are available
- For measuring the web thickness of drills, small grooves, and other hard to reach dimensions
- Carbide tipped measuring faces
- Grey painted steel frame
- Upon switching on the display will read the actual absolute measuring position
- Automatic On/Off to maximize battery life
- Absolute or incremental measuring modes
- Support Bluetooth data transmission  
Bluetooth data output: 901-01-5
- Protection level IP65



unit:mm

Anvil Type D 15°		Anvil Type A 30°		Dimensions	
Code No.	Code No.	Range	Accuracy	A	C
126-01-1	126-01-3	0-1"	±.0001"	57mm	32mm
126-02-1	126-02-3	1-2"	±.0002"	82mm	44.5mm
126-03-1	126-03-3	2-3"	±.0002"	107mm	57mm
126-04-1	126-04-3	3-4"	±.0002"	132.6mm	69.5mm

Anvil Type D 15°		Anvil Type A 30°		Dimensions	
Code No.	Code No.	Range	Accuracy	A	C
126-01-0	126-01-2	0-25mm	±0.002mm	57mm	32mm
126-02-0	126-02-2	25-50mm	±0.002mm	82mm	44.5mm
126-03-0	126-03-2	50-75mm	±0.003mm	107mm	57mm
126-04-0	126-04-2	75-100mm	±0.003mm	132.6mm	69.5mm



## Point Micrometers

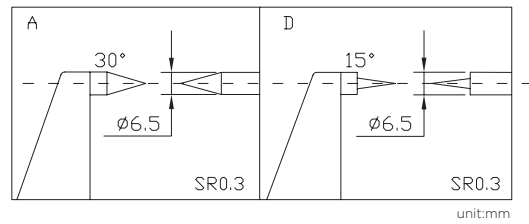
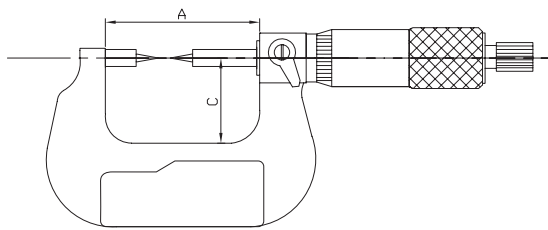
122 Series



122-01-1

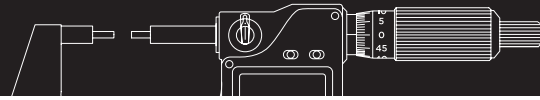
### FEATURES

- Graduation: .001" / 0.01mm
- Ratchet stop
- 15 degree and 30 degree measuring points are available
- For measuring the web thickness of drills, small grooves, and other hard to reach dimensions
- Carbide tipped measuring faces
- Grey painted steel frame



Anvil Type D 15°		Anvil Type A 30°		Dimensions	
Code No.	Code No.	Range	Accuracy	A	C
122-01-1	122-01-3	0-1"	±.0001"	57mm	32mm
122-02-1	122-02-3	1-2"	±.0002"	82mm	44.5mm
122-03-1	122-03-3	2-3"	±.0002"	107mm	57mm
122-04-1	122-04-3	3-4"	±.0002"	132.6mm	69.5mm

Anvil Type D 15°		Anvil Type A 30°		Dimensions	
Code No.	Code No.	Range	Accuracy	A	C
122-01-0	122-01-2	0-25mm	0.004mm	57mm	32mm
122-02-0	122-02-2	25-50mm	0.004mm	82mm	44.5mm
122-03-0	122-03-2	50-75mm	0.005mm	107mm	57mm
122-04-0	122-04-2	75-100mm	0.005mm	132.6mm	69.5mm



## Single Point Micrometers

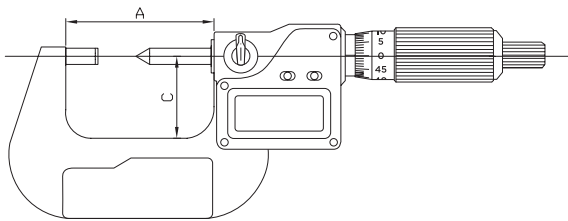
135 Series



135-01-0

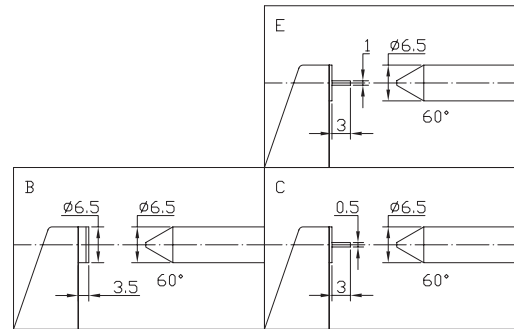


135-01-0



### FEATURES

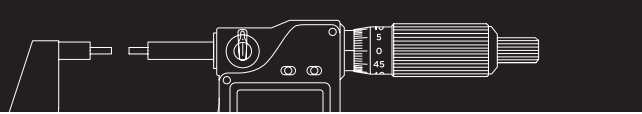
- Resolution:  
Digital reading: .00005" / 0.001mm
- Ratchet stop
- For measuring the height of crimp contacts
- Carbide tipped measuring faces
- Grey painted steel frame
- Inch/Metric conversion
- Upon switching on the display will read the actual absolute measuring position
- Automatic On/Off to maximize battery life
- Absolute or incremental measuring modes
- Support Bluetooth data transmission  
Bluetooth data output: 901-01-5
- Protection level IP65



unit:mm

Anvil Type B	Anvil Type C	Anvil Type E	Inch	Dimensions
Code No.	Code No.	Code No.	Range	Accuracy
135-01-1	135-01-3	135-01-5	0-1"	±0.001"
135-02-1	-	-	1-2"	±0.002"
135-03-1	-	-	2-3"	±0.002"
135-04-1	-	-	3-4"	±0.002"

Anvil Type B	Anvil Type C	Anvil Type E	Metric	Dimensions
Code No.	Code No.	Code No.	Range	Accuracy
135-01-0	135-01-2	135-01-4	0-25mm	±0.002mm
135-02-0	-	-	25-50mm	±0.002mm
135-03-0	-	-	50-75mm	±0.003mm
135-04-0	-	-	75-100mm	±0.003mm

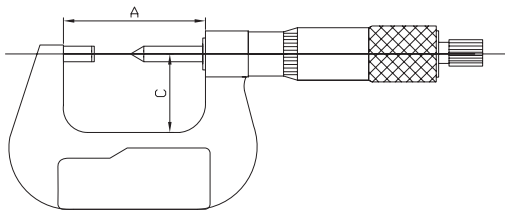


## Single Point Micrometers

131 Series

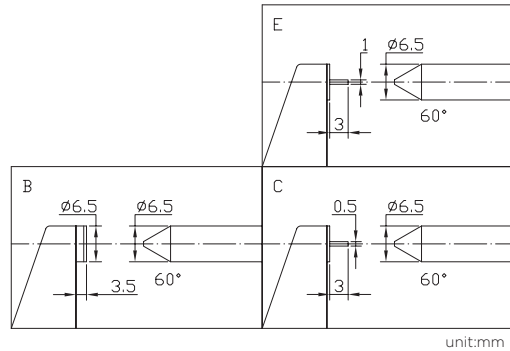


131-01-3



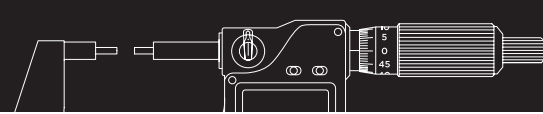
### FEATURES

- Graduation: .0001" / 0.01mm
- Ratchet stop
- For measuring the height of crimp contacts
- Carbide tipped measuring faces
- Grey painted steel frame



Anvil Type B	Anvil Type C	Anvil Type E	Inch	Accuracy	Dimensions	
Code No.	Code No.	Code No.	Range		A	C
131-01-1	131-01-3	131-01-5	0-1"	±.0001"	34.4mm	24mm
131-02-1	-	-	1-2"	±.0002"	59.4mm	32mm
131-03-1	-	-	2-3"	±.0002"	84.8mm	44.5mm
131-04-1	-	-	3-4"	±.0002"	110.2mm	57mm

Anvil Type B	Anvil Type C	Anvil Type E	Metric	Accuracy	Dimensions	
Code No.	Code No.	Code No.	Range		A	C
131-01-0	131-01-2	131-01-4	0-25mm	0.004mm	34.4mm	24mm
131-02-0	-	-	25-50mm	0.004mm	59.4mm	32mm
131-03-0	-	-	50-75mm	0.005mm	84.8mm	44.5mm
131-04-0	-	-	75-100mm	0.005mm	110.2mm	57mm



## Spline Micrometers

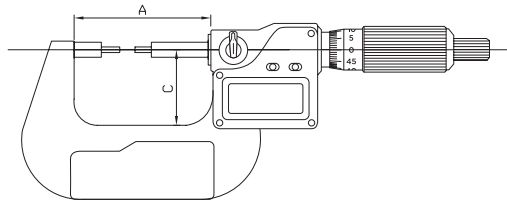
118 Series



118-01-0

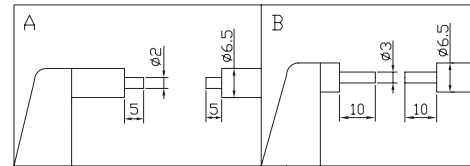


118-01-0



### FEATURES

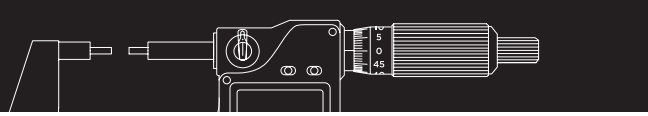
- Resolution:  
Digital reading: .00005" / 0.001mm
- Ratchet stop
- For measuring spline shafts, slots and keyways
- Carbide tipped measuring faces
- Grey painted steel frame
- Anvils A and Anvils B are optional
- Inch/Metric conversion
- Upon switching on the display will read the actual absolute measuring position
- Automatic On/Off to maximize battery life
- Absolute or incremental measuring modes
- Support Bluetooth data transmission  
Bluetooth data output: 901-01-5
- Protection level IP65



unit:mm

Anvil Type A (Ø2*5)	Anvil Type B (Ø3*10)	Inch	Dimensions
Code No.	Code No.	Range	Accuracy
118-01-1	118-01-3	0-1"	±.0001"
118-02-1	118-02-3	1-2"	±.0002"
118-03-1	118-03-3	2-3"	±.0002"
118-04-1	118-04-3	3-4"	±.0002"
118-05-1	118-05-3	4-5"	±.0002"
118-06-1	118-06-3	5-6"	±.0002"

Anvil Type A (Ø2*5)	Anvil Type B (Ø3*10)	Metric	Dimensions
Code No.	Code No.	Range	Accuracy
118-01-0	118-01-2	0-25mm	±0.002mm
118-02-0	118-02-2	25-50mm	±0.002mm
118-03-0	118-03-2	50-75mm	±0.003mm
118-04-0	118-04-2	75-100mm	±0.003mm
118-05-0	118-05-2	100-125mm	±0.003mm
118-06-0	118-06-2	125-150mm	±0.003mm

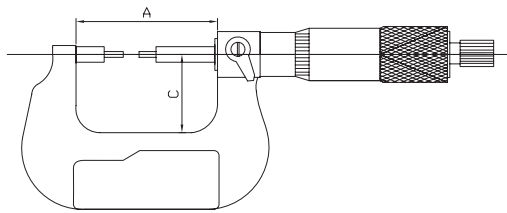


## Spline Micrometers

118 Series

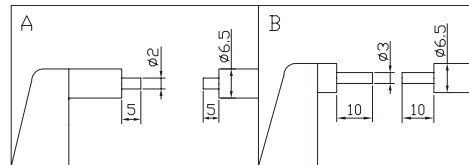


118-61-1



### FEATURES

- Graduation: .0001" / 0.01mm
- Ratchet stop
- For measuring spline shafts, slots and keyways
- Carbide tipped measuring faces
- Grey painted steel frame
- Anvils A and Anvils B are optional

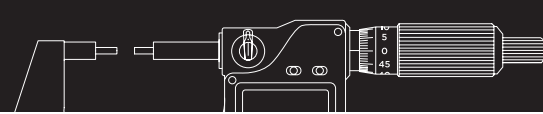


unit:mm

Anvil Type A (Ø2*5)	Anvil Type B (Ø3*10)	Inch	Dimensions		
Code No.	Code No.	Range	Accuracy	A	C
118-61-1	118-61-3	0-1"	±.0001"	57mm	32mm
118-62-1	118-62-3	1-2"	±.0002"	82mm	44.5mm
118-63-1	118-63-3	2-3"	±.0002"	107mm	57mm
118-64-1	118-64-3	3-4"	±.0002"	132.6mm	69.5mm
118-65-1	118-65-3	4-5"	±.0002"	158mm	82mm
118-66-1	118-66-3	5-6"	±.0002"	183.4mm	94.5mm

Anvil Type A (Ø2*5)	Anvil Type B (Ø3*10)	Metric	Dimensions		
Code No.	Code No.	Range	Accuracy	A	C
118-61-0	118-61-2	0-25mm	0.004mm	57mm	32mm
118-62-0	118-62-2	25-50mm	0.004mm	82mm	44.5mm
118-63-0	118-63-2	50-75mm	0.005mm	107mm	57mm
118-64-0	118-64-2	75-100mm	0.005mm	132.6mm	69.5mm
118-65-0	118-65-2	100-125mm	0.006mm	158mm	82mm
118-66-0	118-66-2	125-150mm	0.006mm	183.4mm	94.5mm



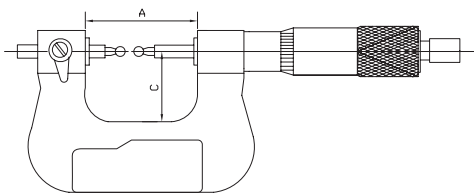


## Gear Tooth Micrometers

118 Series



118-71-9



### FEATURES

- Graduation: .001" / 0.01mm
- Ratchet stop
- Measures over-pin diameter of gears with precision steel (carbide) ball-tipped measuring faces
- Interchangeable ball anvil-spindle tips for various gear modules (0.6-3.5) are optional
- Set includes 10 pairs interchangeable anvils
- Grey painted steel frame

Inch		Set	Dimensions		
Code No.	Set Code No.	Range	Accuracy	A	C
118-71-1	118-71-9	0-1"	±.0001"	67mm	38mm
118-72-1	118-72-9	1-2"	±.0002"	92.4mm	50mm
118-73-1	118-73-9	2-3"	±.0002"	117.6mm	62mm
118-74-1	118-74-9	3-4"	±.0002"	143mm	70mm
118-75-1	118-75-9	4-5"	±.0002"	168.2mm	82mm
118-76-1	118-76-9	5-6"	±.0002"	192mm	94.5mm
118-77-1	118-77-9	6-7"	±.0002"	217mm	107mm

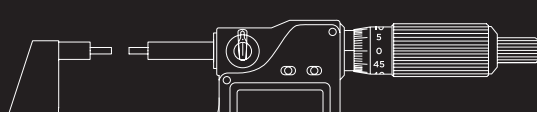
Metric		Set	Dimensions		
Code No.	Set Code No.	Range	Accuracy	A	C
118-71-0	118-71-8	0-25mm	0.004mm	67mm	38mm
118-72-0	118-72-8	25-50mm	0.004mm	92.4mm	50mm
118-73-0	118-73-8	50-75mm	0.005mm	117.6mm	62mm
118-74-0	118-74-8	75-100mm	0.005mm	143mm	70mm
118-75-0	118-75-8	100-125mm	0.006mm	168.2mm	82mm
118-76-0	118-76-8	125-150mm	0.006mm	192mm	94.5mm
118-77-0	118-77-8	150-175mm	0.007mm	217mm	107mm

## Anvils For Gear Tooth Micrometers

119 Series

Anvils			
Code No.	Ball Dia.	Module	Diametral Pitch
119-80-0	Ø1mm-Ø6.0mm	0.6-3.5	45-7
119-81-0	Ø1mm	0.6-0.65	45
119-82-0	Ø1.5mm	0.9-1.0	28-26
119-83-0	Ø2.0mm	1.25	22
119-84-0	Ø2.5mm	1.5	17
119-85-0	Ø3.0mm	1.75	15

Anvils			
Code No.	Ball Dia.	Module	Diametral Pitch
119-86-0	Ø3.5mm	2	13
119-87-0	Ø4.0mm	2.25	11
119-88-0	Ø4.5mm	2.5	10
119-89-0	Ø5.0mm	2.75	9
119-90-0	Ø6.0mm	3.5	7



## Gear Tooth Micrometers

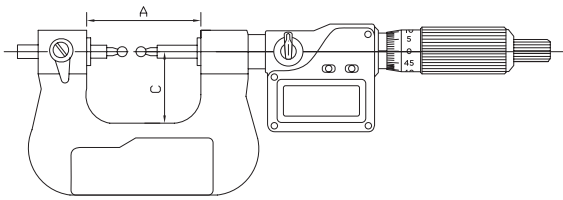
118 Series



118-31-8



118-31-1



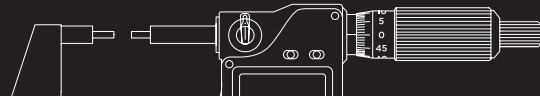
### FEATURES

- Resolution:  
Digital reading: .00005" / 0.001mm
- Ratchet stop
- Measures over-pin diameter of gears with precision steel (carbide) ball-tipped measuring faces
- Interchangeable ball anvil-spindle tips for various gear modules (0.6-3.5) are optional
- Set includes 10 pairs Interchangeable anvils
- Grey painted steel frame
- Inch/Metric conversion
- Upon switching on the display will read the actual absolute measuring position
- Automatic On/Off to maximize battery life
- Absolute or incremental measuring modes
- Support Bluetooth data transmission  
Bluetooth data output: 901-01-5
- Protection level IP65



Inch		Set	Dimensions		
Code No.	Set Code No.	Range	Accuracy	A	C
118-31-1	118-31-9	0-1"	±.0001"	67mm	38mm
118-32-1	118-32-9	1-2"	±.0002"	92.4mm	50mm
118-33-1	118-33-9	2-3"	±.0002"	117.6mm	62mm
118-34-1	118-34-9	3-4"	±.0002"	143mm	70mm
118-35-1	118-35-9	4-5"	±.0002"	168.2mm	82mm
118-36-1	118-36-9	5-6"	±.0002"	192mm	94.5mm
118-37-1	118-37-9	6-7"	±.0002"	217mm	107mm

Metric		Set	Dimensions		
Code No.	Set Code No.	Range	Accuracy	A	C
118-31-0	118-31-8	0-25mm	±0.002mm	67mm	38mm
118-32-0	118-32-8	25-50mm	±0.002mm	92.4mm	50mm
118-33-0	118-33-8	50-75mm	±0.003mm	117.6mm	62mm
118-34-0	118-34-8	75-100mm	±0.003mm	143mm	70mm
118-35-0	118-35-8	100-125mm	±0.003mm	168.2mm	82mm
118-36-0	118-36-8	125-150mm	±0.003mm	192mm	94.5mm
118-37-0	118-37-8	150-175mm	±0.004mm	217mm	107mm



## Screw Thread Micrometers

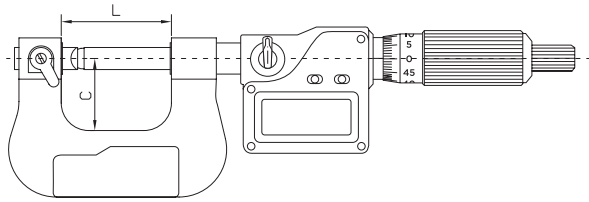
136/137 Series



136-01-0



136-01-0



### FEATURES

- Resolution:  
Digital reading: .00005" / 0.001mm
- For measuring various screw threads
- Non-rotating spindle
- Grey painted steel frame
- Ratchet stop for digital models
- Set includes 5 pairs
- Interchangeable anvils
- Inch/Metric conversion
- Upon switching on the display will read the actual absolute measuring position
- Automatic On/Off to maximize battery life
- Absolute or incremental measuring modes
- Support Bluetooth data transmission  
Bluetooth data output: 901-01-5
- Protection level IP65



Set		Inch	Dimensions			
Code No.	Set Code No.	Range	Accuracy	L	C	Anvils
136-01-1	137-01-1	0-1"	±.0001"	42mm	26mm	5
136-02-1	137-02-1	1-2"	±.0002"	67mm	38mm	5
136-03-1	137-03-1	2-3"	±.0002"	92mm	50mm	4
136-04-1	137-04-1	3-4"	±.0002"	117.6mm	62mm	4
136-05-1	137-05-1	4-5"	±.0002"	143mm	70mm	3
136-06-1	137-06-1	5-6"	±.0002"	168.2mm	82mm	3

Set		Metric	Dimensions			
Code No.	Set Code No.	Range	Accuracy	L	C	Anvils
136-01-0	137-01-0	0-25mm	±0.002mm	42mm	26mm	5
136-02-0	137-02-0	25-50mm	±0.002mm	67mm	38mm	5
136-03-0	137-03-0	50-75mm	±0.003mm	92mm	50mm	4
136-04-0	137-04-0	75-100mm	±0.003mm	117.6mm	62mm	4
136-05-0	137-05-0	100-125mm	±0.003mm	143mm	70mm	3
136-06-0	137-06-0	125-150mm	±0.003mm	168.2mm	82mm	3

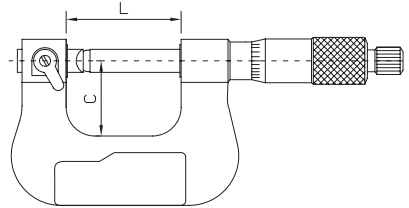


## Screw Thread Micrometers

132/133 Series



133-01-1



### FEATURES

- Graduation: .001" / 0.01mm
- For measuring various screw threads
- Non-rotating spindle
- Grey painted steel frame
- Ratchet thimble
- Set includes 5 pairs
- Interchangeable anvils

Set		Inch	Dimensions			
Code No.	Set Code No.	Range	Accuracy	L	C	Anvils
132-01-1	133-01-1	0-1"	±.0001"	42mm	26mm	5
132-02-1	133-02-1	1-2"	±.0002"	67mm	38mm	5
132-03-1	133-03-1	2-3"	±.0002"	92mm	50mm	4
132-04-1	133-04-1	3-4"	±.0002"	117.6mm	62mm	4
132-05-1	133-05-1	4-5"	±.0002"	143mm	70mm	3
132-06-1	133-06-1	5-6"	±.0002"	168.2mm	82mm	3

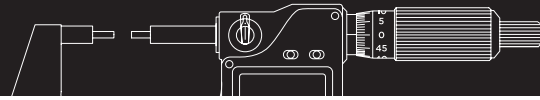
Set		Metric	Dimensions			
Code No.	Set Code No.	Range	Accuracy	L	C	Anvils
132-01-0	133-01-0	0-25mm	0.004mm	42mm	26mm	5
132-02-0	133-02-0	25-50mm	0.004mm	67mm	38mm	5
132-03-0	133-03-0	50-75mm	0.005mm	92mm	50mm	4
132-04-0	133-04-0	75-100mm	0.005mm	117.6mm	62mm	4
132-05-0	133-05-0	100-125mm	0.006mm	143mm	70mm	3
132-06-0	133-06-0	125-150mm	0.006mm	168.2mm	82mm	3

## Anvils (For Screw 60° ISO)

130 Series



Anvils		
Code No.	Pitch	Notes
130-60-0	0.4-7.0mm / 64-3.5TPI	Set of 6
130-61-0	0.4-0.5mm / 64-48TPI	1 Set
130-62-0	0.6-0.9mm / 44-28TPI	1 Set
130-63-0	1.0-1.75mm / 24-14TPI	1 Set
130-64-0	2.0-3.0mm / 13-9TPI	1 Set
130-65-0	3.5-5.0mm / 8-5TPI	1 Set
130-66-0	5.5-7.0mm / 4.5-3.5TPI	1 Set



## Disc Micrometers

145 Series



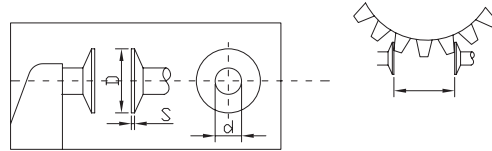
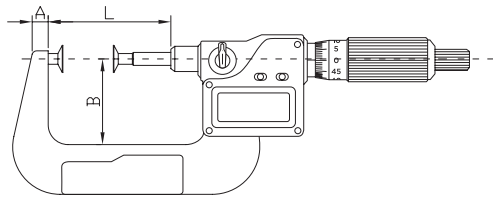
145-02-0



145-01-0

### FEATURES

- Resolution:  
Digital reading: .00005" / 0.001mm
- For measuring gears and paper thickness
- Non-rotating spindle
- Grey painted steel frame
- Ratchet stop
- Inch/Metric conversion
- Upon switching on the display will read the actual absolute measuring position
- Automatic On/Off to maximize battery life
- Absolute or incremental measuring modes
- Support Bluetooth data transmission  
Bluetooth data output: 901-01-5
- Protection level IP65



Inch			Dimensions					
Code No.	Range	Accuracy	A	B	L	D	S	d
145-01-1	0-1"	±0.001"	8mm	32mm	43mm	20mm	0.7mm	8mm
145-02-1	1-2"	±0.002"	8mm	44.5mm	68mm	20mm	0.7mm	8mm
145-03-1	2-3"	±0.002"	8mm	57mm	93mm	20mm	0.7mm	8mm
145-04-1	3-4"	±0.002"	10mm	70mm	118.5mm	20mm	0.7mm	8mm
145-05-1	4-5"	±0.002"	10mm	82mm	144mm	30mm	0.9mm	12mm
145-06-1	5-6"	±0.002"	12mm	94.5mm	169.5mm	30mm	0.9mm	12mm
145-07-1	6-7"	±0.002"	12mm	107mm	194.8mm	30mm	0.9mm	12mm
145-08-1	7-8"	±0.002"	12mm	120mm	220mm	30mm	0.9mm	12mm

Metric			Dimensions					
Code No.	Range	Accuracy	A	B	L	D	S	d
145-01-0	0-25mm	±0.002mm	8mm	32mm	43mm	20mm	0.7mm	8mm
145-02-0	25-50mm	±0.002mm	8mm	44.5mm	68mm	20mm	0.7mm	8mm
145-03-0	50-75mm	±0.003mm	8mm	57mm	93mm	20mm	0.7mm	8mm
145-04-0	75-100mm	±0.003mm	10mm	70mm	118.5mm	20mm	0.7mm	8mm
145-05-0	100-125mm	±0.003mm	10mm	82mm	144mm	30mm	0.9mm	12mm
145-06-0	125-150mm	±0.003mm	12mm	94.5mm	169.5mm	30mm	0.9mm	12mm
145-07-0	150-175mm	±0.003mm	12mm	107mm	194.8mm	30mm	0.9mm	12mm
145-08-0	175-200mm	±0.003mm	12mm	120mm	220mm	30mm	0.9mm	12mm



## Disc Micrometers

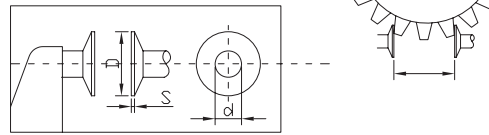
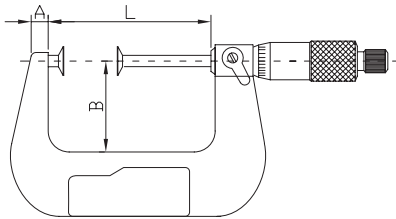
141 Series



141-03-1

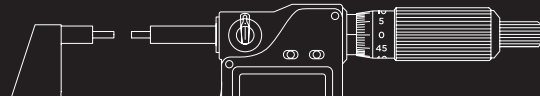
### FEATURES

- Graduation: .0001" / 0.01mm
- For measuring gears and paper thickness
- Non-rotating spindle
- Grey painted steel frame
- Ratchet stop



Rotating Spindle	Non-rotating Spindle	Inch	Dimensions						
Code No.	Code No.	Range	Accuracy	A	B	L	D	S	d
141-01-1	141-01-3	0-1"	±.0001"	8mm	32mm	43mm	20mm	0.7mm	8mm
141-02-1	141-02-3	1-2"	±.0002"	8mm	44.5mm	68mm	20mm	0.7mm	8mm
141-03-1	141-03-3	2-3"	±.0002"	8mm	57mm	93mm	20mm	0.7mm	8mm
141-04-1	141-04-3	3-4"	±.0002"	10mm	70mm	118.5mm	20mm	0.7mm	8mm
141-05-1	141-05-3	4-5"	±.0002"	10mm	82mm	144mm	30mm	0.9mm	12mm
141-06-1	141-06-3	5-6"	±.0002"	12mm	94.5mm	169.5mm	30mm	0.9mm	12mm
141-07-1	141-07-3	6-7"	±.0003"	12mm	107mm	194.8mm	30mm	0.9mm	12mm
141-08-1	141-08-3	7-8"	±.0003"	12mm	120mm	220mm	30mm	0.9mm	12mm

Rotating Spindle	Non-rotating Spindle	Metric	Dimensions						
Code No.	Code No.	Range	Accuracy	A	B	L	D	S	d
141-01-0	141-01-2	0-25mm	0.004mm	8mm	32mm	43mm	20mm	0.7mm	8mm
141-02-0	141-02-2	25-50mm	0.004mm	8mm	44.5mm	68mm	20mm	0.7mm	8mm
141-03-0	141-03-2	50-75mm	0.005mm	8mm	57mm	93mm	20mm	0.7mm	8mm
141-04-0	141-04-2	75-100mm	0.005mm	10mm	70mm	118.5mm	20mm	0.7mm	8mm
141-05-0	141-05-2	100-125mm	0.006mm	10mm	82mm	144mm	30mm	0.9mm	12mm
141-06-0	141-06-2	125-150mm	0.006mm	12mm	94.5mm	169.5mm	30mm	0.9mm	12mm
141-07-0	141-07-2	150-175mm	0.007mm	12mm	107mm	194.8mm	30mm	0.9mm	12mm
141-08-0	141-08-2	175-200mm	0.007mm	12mm	120mm	220mm	30mm	0.9mm	12mm



## Jaw Type Micrometers

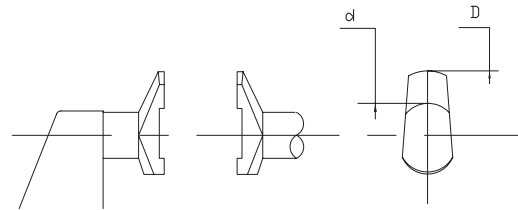
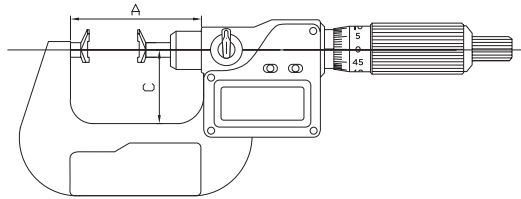
126 Series



126-52-0



126-51-0



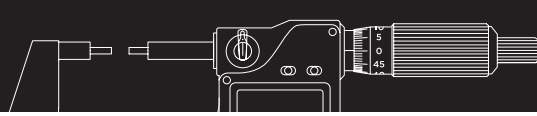
### FEATURES

- Resolution: Digital reading: .00005" / 0.001mm
- For measuring gears and paper thickness
- Non-rotating spindle
- Jaw type measuring faces
- Grey painted steel frame
- Ratchet stop
- Inch/Metric conversion
- Upon switching on the display will read the actual absolute measuring position
- Automatic On/Off to maximize battery life
- Absolute or incremental measuring modes
- Support Bluetooth data transmission
- Bluetooth data output: 901-01-5
- Protection level IP65



Inch			Dimensions			
Code No.	Range	Accuracy	A	B	D	d
126-51-1	0-1"	±.0001"	34.4mm	24mm	R10mm	Φ8mm
126-52-1	1-2"	±.0002"	59.4mm	32mm	R10mm	Φ8mm
126-53-1	2-3"	±.0002"	84.8mm	44.5mm	R10mm	Φ8mm
126-54-1	3-4"	±.0002"	110.2mm	57mm	R10mm	Φ8mm
126-55-1	4-5"	±.0002"	137.6mm	69.5mm	R15mm	Φ12mm
126-56-1	5-6"	±.0002"	163mm	82mm	R15mm	Φ12mm
126-57-1	6-7"	±.0002"	188.4mm	94.5mm	R15mm	Φ12mm
126-58-1	7-8"	±.0002"	213.8mm	107mm	R15mm	Φ12mm

Metric			Dimensions			
Code No.	Range	Accuracy	A	B	D	d
126-51-0	0-25mm	±0.002mm	34.4mm	24mm	R10mm	Φ8mm
126-52-0	25-50mm	±0.002mm	59.4mm	32mm	R10mm	Φ8mm
126-53-0	50-75mm	±0.003mm	84.8mm	44.5mm	R10mm	Φ8mm
126-54-0	75-100mm	±0.003mm	110.2mm	57mm	R10mm	Φ8mm
126-55-0	100-125mm	±0.003mm	137.6mm	69.5mm	R15mm	Φ12mm
126-56-0	125-150mm	±0.003mm	163mm	82mm	R15mm	Φ12mm
126-57-0	150-175mm	±0.004mm	188.4mm	94.5mm	R15mm	Φ12mm
126-58-0	175-200mm	±0.004mm	213.8mm	107mm	R15mm	Φ12mm



## Jaw Type Micrometers

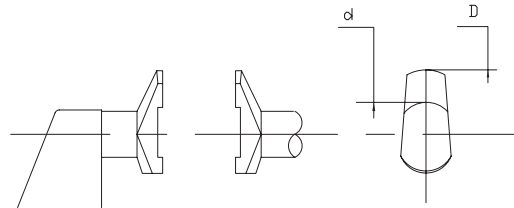
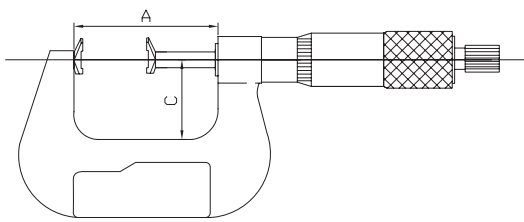
122 Series



122-51-1

### FEATURES

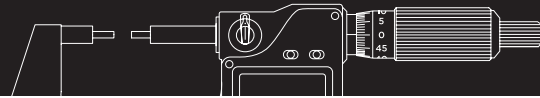
- Graduation: .0001" / 0.01mm
- For measuring gears and paper thickness
- Non-rotating spindle
- Jaw type measuring faces
- Grey painted steel frame
- Ratchet stop



Inch			Dimensions			
Code No.	Range	Accuracy	A	C	D	d
122-51-1	0-1"	±.0001"	34.4mm	24mm	R10mm	φ8mm
122-52-1	1-2"	±.0002"	59.4mm	32mm	R10mm	φ8mm
122-53-1	2-3"	±.0002"	84.8mm	44.5mm	R10mm	φ8mm
122-54-1	3-4"	±.0002"	110.2mm	57mm	R10mm	φ8mm
122-55-1	4-5"	±.0002"	137.6mm	69.5mm	R15mm	φ12mm
122-56-1	5-6"	±.0002"	163mm	82mm	R15mm	φ12mm
122-57-1	6-7"	±.0003"	188.4mm	94.5mm	R15mm	φ12mm
122-58-1	7-8"	±.0003"	213.8mm	107mm	R15mm	φ12mm

Metric			Dimensions			
Code No.	Range	Accuracy	A	C	D	d
122-51-0	0-25mm	0.004mm	34.4mm	24mm	R10mm	φ8mm
122-52-0	25-50mm	0.004mm	59.4mm	32mm	R10mm	φ8mm
122-53-0	50-75mm	0.005mm	84.8mm	44.5mm	R10mm	φ8mm
122-54-0	75-100mm	0.005mm	110.2mm	57mm	R10mm	φ8mm
122-55-0	100-125mm	0.006mm	137.6mm	69.5mm	R15mm	φ12mm
122-56-0	125-150mm	0.006mm	163mm	82mm	R15mm	φ12mm
122-57-0	150-175mm	0.007mm	188.4mm	94.5mm	R15mm	φ12mm
122-58-0	175-200mm	0.007mm	213.8mm	107mm	R15mm	φ12mm





## Universal Micrometers

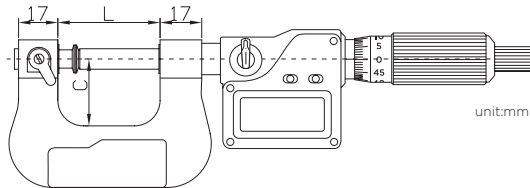
146 Series



146-01-0



146-01-1



### FEATURES

- Resolution:  
Digital reading: .00005" / 0.001mm
- With 7 pairs of interchangeable anvils
- For a wide range of applications
- Grey painted steel frame
- Ratchet stop
- Inch/Metric conversion
- Upon switching on the display will read the actual absolute measuring position
- Automatic On/Off to maximize battery life
- Absolute or incremental measuring modes
- Support Bluetooth data transmission  
Bluetooth data output: 901-01-5
- Protection level IP65



Anvils	Flat	Spherical	Blade	Point	Spline	Disc	Knife-Edge
Type							

Inch			Dimensions		
Code No.	Range	Accuracy	C	L	
146-01-1	0-1"	±.0001"	26mm	42mm	
146-02-1	1-2"	±.0002"	38mm	67mm	
146-03-1	2-3"	±.0002"	50mm	92mm	
146-04-1	3-4"	±.0002"	62mm	118mm	
146-05-1	4-5"	±.0002"	70mm	143mm	
146-06-1	5-6"	±.0002"	82mm	168mm	
146-07-1	6-7"	±.0002"	95mm	192mm	
146-08-1	7-8"	±.0002"	107mm	217mm	

Metric			Dimensions		
Code No.	Range	Accuracy	C	L	
146-01-0	0-25mm	±0.002mm	26mm	42mm	
146-02-0	25-50mm	±0.002mm	38mm	67mm	
146-03-0	50-75mm	±0.003mm	50mm	92mm	
146-04-0	75-100mm	±0.003mm	62mm	118mm	
146-05-0	100-125mm	±0.003mm	70mm	143mm	
146-06-0	125-150mm	±0.003mm	82mm	168mm	
146-07-0	150-175mm	±0.004mm	95mm	192mm	
146-08-0	175-200mm	±0.004mm	107mm	217mm	

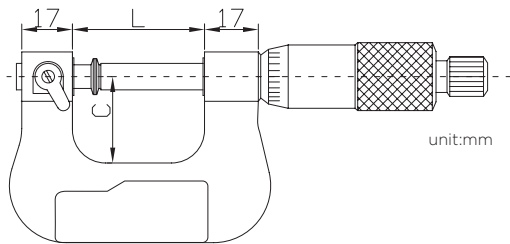


## Universal Micrometers

142 Series



142-01-1



### FEATURES

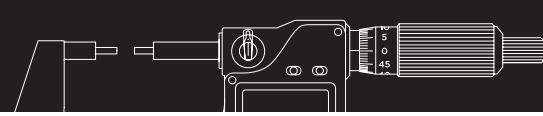
- Graduation: .001" / 0.01mm
- With 7 pairs of interchangeable anvils
- For a wide range of applications
- Grey painted steel frame
- Ratchet stop



Anvils	Flat	Spherical	Blade	Point	Spline	Disc	Knife-Edge
Type							

Inch				Dimensions	
Code No.	Range	Accuracy	C	L	
142-01-1	0-1"	±.0001"	26mm	42mm	
142-02-1	1-2"	±.0002"	38mm	67mm	
142-03-1	2-3"	±.0002"	50mm	92mm	
142-04-1	3-4"	±.0002"	62mm	118mm	
142-05-1	4-5"	±.0002"	70mm	143mm	
142-06-1	5-6"	±.0002"	82mm	168mm	
142-07-1	6-7"	±.0002"	95mm	192mm	
142-08-1	7-8"	±.0002"	107mm	217mm	

Metric				Dimensions	
Code No.	Range	Accuracy	C	L	
142-01-0	0-25mm	0.004mm	26mm	42mm	
142-02-0	25-50mm	0.004mm	38mm	67mm	
142-03-0	50-75mm	0.005mm	50mm	92mm	
142-04-0	75-100mm	0.005mm	62mm	118mm	
142-05-0	100-125mm	0.006mm	70mm	143mm	
142-06-0	125-150mm	0.006mm	82mm	168mm	
142-07-0	150-175mm	0.007mm	95mm	192mm	
142-08-0	175-200mm	0.007mm	107mm	217mm	



## V-Anvil Micrometers

155 Series



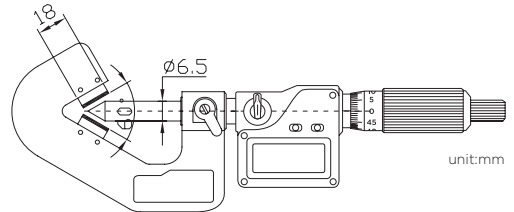
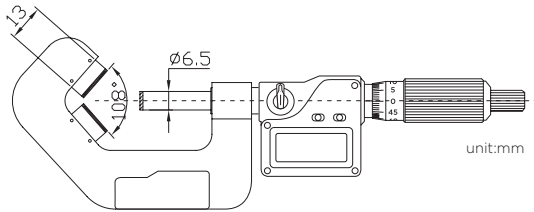
155-01-0



155-01-1

### FEATURES

- Resolution:  
Digital reading: .00005" / 0.001mm
- For measuring the outside diameter of cutting tools like taps, reamers and end mills
- Carbide tipped measuring faces
- Grey painted steel frame
- Ratchet stop
- Inch/Metric conversion
- Upon switching on the display will read the actual absolute measuring position
- Automatic On/Off to maximize battery life
- Absolute or incremental measuring modes
- Support Bluetooth data transmission  
Bluetooth data output: 901-01-5
- Protection level IP65



3 Flutes			5 Flutes		
Inch			Inch		
Code No.	Range	Accuracy	Code No.	Range	Accuracy
155-01-1	.04-.6"	±.0001"	155-01-5	.2-1.0"	±.0001"
155-02-1	.2-.8"	±.0001"	155-02-5	1.0-1.8'	±.0002"
155-03-1	.8-1.4"	±.0002"			

3 Flutes			5 Flutes		
Metric			Metric		
Code No.	Range	Accuracy	Code No.	Range	Accuracy
155-01-0	1-15mm	±0.002mm	155-01-4	5-25mm	±0.002mm
155-02-0	5-20mm	±0.002mm	155-02-4	25-45mm	±0.003mm
155-03-0	20-35mm	±0.003mm			



## V-Anvil Micrometers

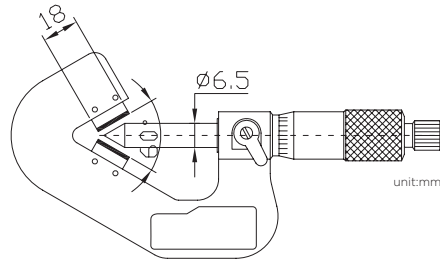
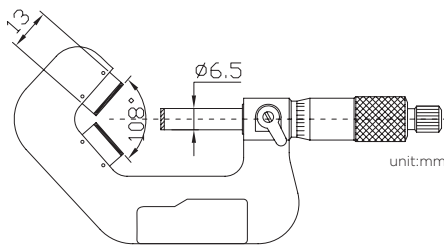
151 Series



151-01-5

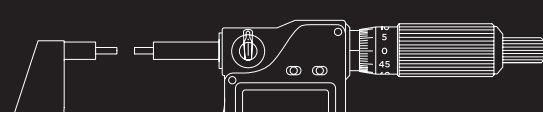
### FEATURES

- Graduation: .001" / 0.01mm
- For measuring the outside diameter of cutting tools like taps, reamers and end mills
- Carbide tipped measuring faces
- Grey painted steel frame
- Ratchet stop



3 Flutes			5 Flutes		
Inch			Inch		
Code No.	Range	Accuracy	Code No.	Range	Accuracy
151-01-1	.04-.6"	±.0001"	151-01-5	.2-1.0"	±.0001"
151-02-1	.2-.8"	±.0001"	151-02-5	1.0-1.8"	±.0002"
151-03-1	.8-1.4"	±.0002"			

3 Flutes			5 Flutes		
Metric			Metric		
Code No.	Range	Accuracy	Code No.	Range	Accuracy
151-01-0	1-15mm	0.004mm	151-01-4	5-25mm	0.004mm
151-02-0	5-20mm	0.004mm	151-02-4	25-45mm	0.005mm
151-03-0	20-35mm	0.005mm			



## Tube Micrometers

147 Series



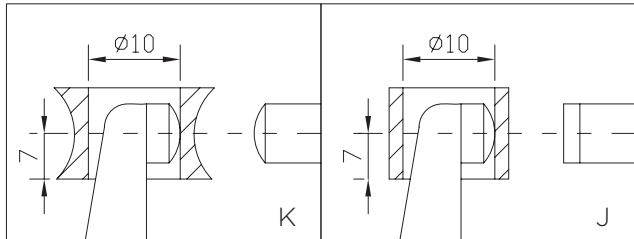
147-01-0



147-01-1

### FEATURES

- Resolution:  
Digital reading: .00005" / 0.001mm
- For measuring wall thickness of various tubes
- Carbide tipped measuring faces
- Grey painted steel frame
- Ratchet stop
- Anvils J and Anvils K are optional
- Inch/Metric conversion
- Upon switching on the display will read the actual absolute measuring position
- Automatic On/Off to maximize battery life
- Absolute or incremental measuring modes
- Support Bluetooth data transmission  
Bluetooth data output: 901-01-5
- Protection level IP65

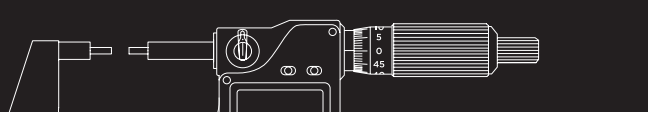


\* Min dimension of measured diameters

unit:mm

Anvil Type J		Anvil Type K		Inch	
Code No.	Code No.	Code No.	Code No.	Range	Accuracy
147-01-1	147-01-3	147-01-2	147-01-4	0-1"	±0.001"
147-02-1	147-02-3	147-02-2	147-02-4	1-2"	±0.002"
147-03-1	147-03-3	147-03-2	147-03-4	2-3"	±0.002"
147-04-1	147-04-3	147-04-2	147-04-4	3-4"	±0.002"

Anvil Type J		Anvil Type K		Metric	
Code No.	Code No.	Code No.	Code No.	Range	Accuracy
147-01-0	147-01-2	147-01-1	147-01-3	0-25mm	±0.002mm
147-02-0	147-02-2	147-02-1	147-02-3	25-50mm	±0.002mm
147-03-0	147-03-2	147-03-1	147-03-3	50-75mm	±0.003mm
147-04-0	147-04-2	147-04-1	147-04-3	75-100mm	±0.003mm



## Tube Micrometers

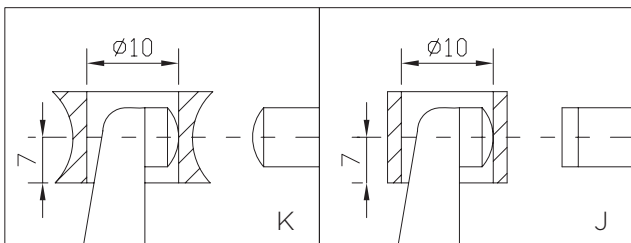
143 Series



143-01-3

### FEATURES

- Graduation: .0001" / 0.01mm
- For measuring wall thickness of various tubes
- Carbide tipped measuring faces
- Grey painted steel frame
- Ratchet stop

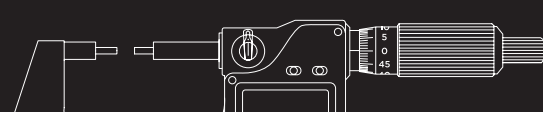


\* Min dimension of measured diameter

unit:mm

Anvil Type J		Anvil Type K		Inch	
Code No.	Code No.	Range	Code No.	Range	Accuracy
143-01-1	143-01-3	0-1"	143-01-3	0-1"	±.0001"
143-02-1	143-02-3	1-2"	143-02-3	1-2"	±.0002"
143-03-1	143-03-3	2-3"	143-03-3	2-3"	±.0002"
143-04-1	143-04-3	3-4"	143-04-3	3-4"	±.0002"

Anvil Type J		Anvil Type K		Metric	
Code No.	Code No.	Range	Code No.	Range	Accuracy
143-01-0	143-01-2	0-25mm	143-01-2	0-25mm	0.004mm
143-02-0	143-02-2	25-50mm	143-02-2	25-50mm	0.004mm
143-03-0	143-03-2	50-75mm	143-03-2	50-75mm	0.005mm
143-04-0	143-04-2	75-100mm	143-04-2	75-100mm	0.005mm



## Tube Micrometers 113 Series



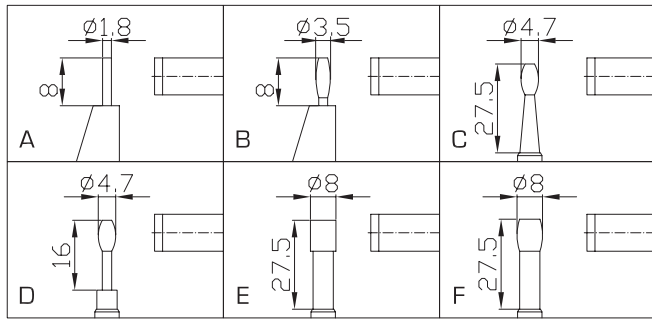
113-01-0



113-01-1

### FEATURES

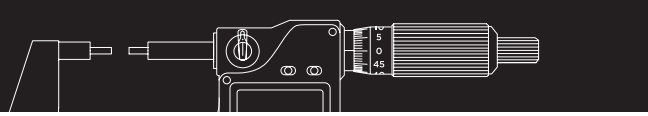
- Resolution:  
Digital reading: .00005" / 0.001mm
- For measuring wall thickness of various tubes
- Carbide tipped measuring faces
- Grey painted steel frame
- Ratchet stop
- Six Anvils are optional
- Inch/Metric conversion
- Upon switching on the display will read the actual absolute measuring position
- Automatic On/Off to maximize battery life
- Absolute or incremental measuring modes
- Support Bluetooth data transmission  
Bluetooth data output: 901-01-5
- Protection level IP65



unit:mm


Anvil Type A	Anvil Type B	Anvil Type C	Anvil Type D	Anvil Type E	Anvil Type F	Inch	
Code No.	Code No.	Code No.	Code No.	Code No.	Code No.	Range	Accuracy
113-01-1	113-11-1	113-21-1	113-31-1	113-41-1	113-51-1	0-1"	±0.001"
113-02-1	113-12-1	113-22-1	113-32-1	113-42-1	113-52-1	1-2"	±0.002"

Anvil Type A	Anvil Type B	Anvil Type C	Anvil Type D	Anvil Type E	Anvil Type F	Metric	
Code No.	Code No.	Code No.	Code No.	Code No.	Code No.	Range	Accuracy
113-01-0	113-11-0	113-21-0	113-31-0	113-41-0	113-51-0	0-25mm	±0.002mm
113-02-0	113-12-0	113-22-0	113-32-0	113-42-0	113-52-0	25-50mm	±0.002mm



## Tube Micrometers

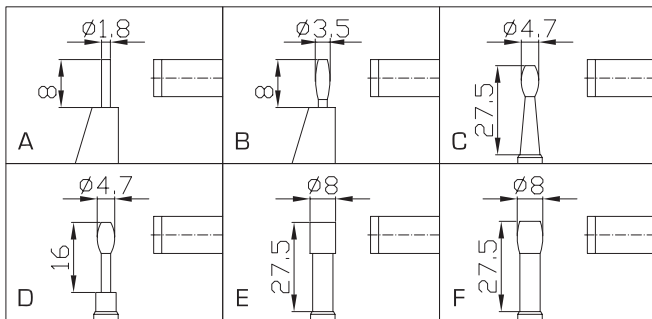
114 Series



114-21-0

### FEATURES

- Graduation: .0001" / 0.01mm
- For measuring wall thickness of various tubes
- Carbide tipped measuring faces
- Grey painted steel frame
- Ratchet stop
- Six Anvils are optional

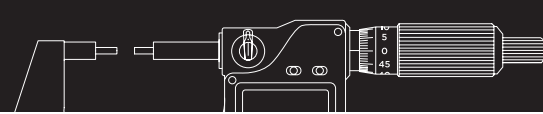


unit:mm

Anvil Type A	Anvil Type B	Anvil Type C	Anvil Type D	Anvil Type E	Anvil Type F	Inch	
Code No.	Code No.	Code No.	Code No.	Code No.	Code No.	Range	Accuracy
114-01-1	114-11-1	114-21-1	114-31-1	114-41-1	114-51-1	0-1"	±.0001"
114-02-1	114-12-1	114-22-1	114-32-1	114-42-1	114-52-1	1-2"	±.0002"

Anvil Type A	Anvil Type B	Anvil Type C	Anvil Type D	Anvil Type E	Anvil Type F	Metric	
Code No.	Code No.	Code No.	Code No.	Code No.	Code No.	Range	Accuracy
114-01-0	114-11-0	114-21-0	114-31-0	114-41-0	114-51-0	0-25mm	0.004mm
114-02-0	114-12-0	114-22-0	114-32-0	114-42-0	114-52-0	25-50mm	0.004mm





## Deep Throat Micrometers

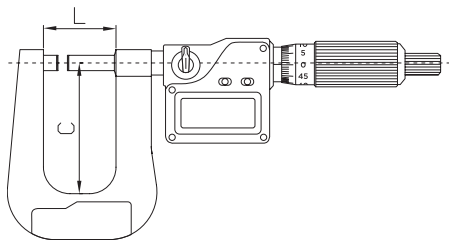
157 Series



157-51-0

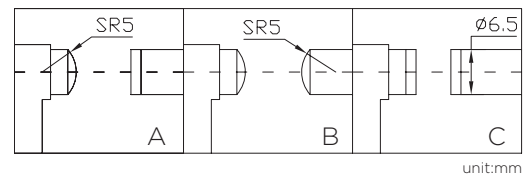


157-51-1



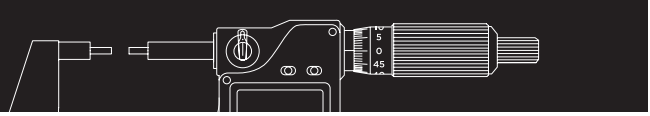
### FEATURES

- Resolution:  
Digital reading: .00005" / 0.001mm
- For measuring thickness of sheet metal paper and sheet plastic
- Carbide tipped measuring faces
- Grey painted steel frame
- Ratchet stop
- Inch/Metric conversion
- Upon switching on the display will read the actual absolute measuring position
- Automatic On/Off to maximize battery life
- Absolute or incremental measuring modes
- Support Bluetooth data transmission  
Bluetooth data output: 901-01-5
- Protection level IP65



Anvil Type A	Anvil Type B	Anvil Type C	Inch	Dimensions			
Code No.	Code No.	Code No.	Throat Depth	Range	Accuracy	L	C
157-01-1	157-31-1	157-51-1	50mm	0-1"	±.0002"	32mm	55mm
157-02-1	157-32-1	157-52-1		1-2"	±.0002"	57mm	55mm
157-01-3	157-31-3	157-51-3	100mm	0-1"	±.0002"	32mm	105mm
157-02-3	157-32-3	157-52-3		1-2"	±.0002"	57mm	105mm
157-01-5	157-31-5	157-51-5	150mm	0-1"	±.0003"	32mm	155mm
157-02-5	157-32-5	157-52-5		1-2"	±.0003"	57mm	155mm
157-01-7	157-31-7	-	300mm	0-1"	±.0003"	32mm	310mm
157-02-7	157-32-7	-		1-2"	±.0003"	57mm	310mm

Anvil Type A	Anvil Type B	Anvil Type C	Metric	Dimensions			
Code No.	Code No.	Code No.	Throat Depth	Range	Accuracy	L	C
157-01-0	157-31-0	157-51-0	50mm	0-25mm	±0.002mm	32mm	55mm
157-02-0	157-32-0	157-52-0		25-50mm	±0.002mm	57mm	55mm
157-01-2	157-31-2	157-51-2	100mm	0-25mm	±0.003mm	32mm	105mm
157-02-2	157-32-2	157-52-2		25-50mm	±0.003mm	57mm	105mm
157-01-4	157-31-4	157-51-4	150mm	0-25mm	±0.003mm	32mm	155mm
157-02-4	157-32-4	157-52-4		25-50mm	±0.003mm	57mm	155mm
157-01-6	157-31-6	-	300mm	0-25mm	±0.004mm	32mm	310mm
157-02-6	157-32-6	-		25-50mm	±0.004mm	57mm	310mm



## Deep Throat Micrometers

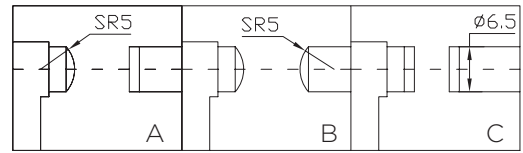
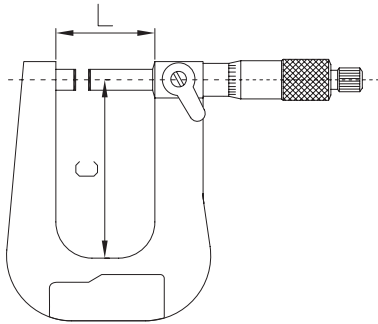
150 Series



150-51-0

### FEATURES

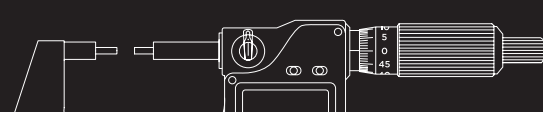
- Graduation: .0001" / 0.01mm
- For measuring thickness of sheet metal paper and sheet plastic
- Carbide tipped measuring faces
- Grey painted steel frame
- Ratchet stop



unit:mm

Anvil Type A	Anvil Type B	Anvil Type C	Inch		Dimensions		
Code No.	Code No.	Code No.	Throat Depth	Range	Accuracy	L	C
150-01-1	150-31-1	150-51-1	50mm	0-1"	±.0002"	32mm	55mm
150-02-1	150-32-1	150-52-1		1-2"	±.0002"	57mm	55mm
150-01-3	150-31-3	150-51-3	100mm	0-1"	±.0002"	32mm	105mm
150-02-3	150-32-3	150-52-3		1-2"	±.0002"	57mm	105mm
150-01-5	150-31-5	150-51-5	150mm	0-1"	±.0003"	32mm	155mm
150-02-5	150-32-5	150-52-5		1-2"	±.0003"	57mm	155mm
150-01-7	150-31-7	-	300mm	0-1"	±.0003"	32mm	310mm
150-02-7	150-32-7	-		1-2"	±.0003"	57mm	310mm

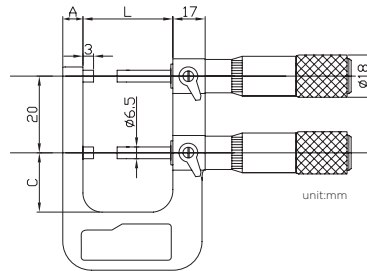
Anvil Type A	Anvil Type B	Anvil Type C	Metric		Dimensions		
Code No.	Code No.	Code No.	Throat Depth	Range	Accuracy	L	C
150-01-0	150-31-0	150-51-0	50mm	0-25mm	0.004mm	32mm	55mm
150-02-0	150-32-0	150-52-0		25-50mm	0.004mm	57mm	55mm
150-01-2	150-31-2	150-51-2	100mm	0-25mm	0.005mm	32mm	105mm
150-02-2	150-32-2	150-52-2		25-50mm	0.005mm	57mm	105mm
150-01-4	150-31-4	150-51-4	150mm	0-25mm	0.006mm	32mm	155mm
150-02-4	150-32-4	150-52-4		25-50mm	0.006mm	57mm	155mm
150-01-6	150-31-6	-	300mm	0-25mm	0.007mm	32mm	310mm
150-02-6	150-32-6	-		25-50mm	0.007mm	57mm	310mm



## Limit Micrometers 133 Series



133-31-0



### FEATURES

- Graduation: .0001" / 0.002mm
- Carbide tipped measuring faces
- Grey painted steel frame
- Can be used as a GO/NOGO gauge by setting the upper and lower limits

Inch			Dimensions		
Code No.	Range	Accuracy	A	L	C
133-31-1	0-1"	±.0001"	12mm	32mm	24mm
133-32-1	1-2"	±.0002"	15mm	57mm	32mm

Metric			Dimensions		
Code No.	Range	Accuracy	A	L	C
133-31-0	0-25mm	0.003mm	12mm	32mm	24mm
133-32-0	25-50mm	0.003mm	15mm	57mm	32mm

## Wire Micrometers 161 Series



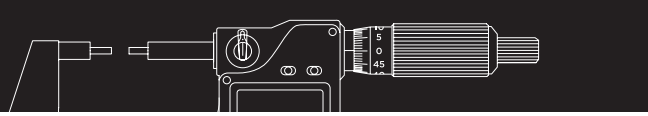
161-01-0

### FEATURES

- Graduation: .001" / 0.01mm
- Chrome-plated steel feet Frame
- Carbide tipped measuring faces
- For measuring the diameter of wire and small spheres
- Ratchet stop

Inch		
Code No.	Range	Accuracy
161-01-1	0-.4"	±.0001"

Metric		
Code No.	Range	Accuracy
161-01-0	0-10mm	0.004mm



## Hub Micrometers

160 Series



160-01-0

### FEATURES

- Graduation: .0001" / 0.01mm
- Carbide tipped measuring faces
- Measures the hub thickness and shoulders inside the bore
- Ratchet stop

Inch		
Code No.	Range	Accuracy
160-01-1	0-1"	±.0001"
160-02-1	1-2"	±.0002"
160-03-1	2-3"	±.0002"
160-04-1	3-4"	±.0002"

Metric		
Code No.	Range	Accuracy
160-01-0	0-25mm	0.004mm
160-02-0	25-50mm	0.004mm
160-03-0	50-75mm	0.005mm
160-04-0	75-100mm	0.005mm

## Can Seam Micrometers

162 Series



162-01-0



162-01-2



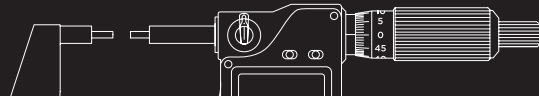
162-01-4

### FEATURES

- Graduation: .001" / 0.01mm
- Painted steel frame
- Measures the width, height, and depth of can seams
- The different models correspond to the type of cans as per the chart below

Steel Cans	Aluminum Cans	Aerosol Cans	Inch	
Code No.	Code No.	Code No.	Range	Accuracy
162-01-1	162-01-3	162-01-5	0-.6"	.0001"

Steel Cans	Aluminum Cans	Aerosol Cans	Metric	
Code No.	Code No.	Code No.	Range	Accuracy
162-01-0	162-01-2	162-01-4	0-13mm	0.004mm



## Sheet Metal Micrometers

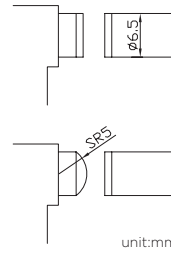
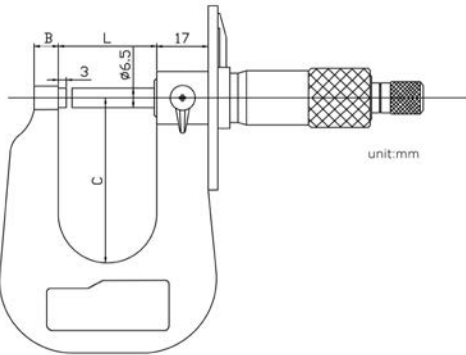
158 Series



158-51-1

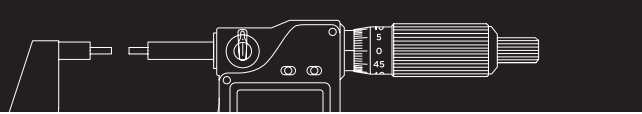
### FEATURES

- Graduation: .001" / 0.01mm
- Grey painted steel frame
- Carbide tipped measuring faces
- The dial reading allows for quick reading of sheet metal thickness
- Ratchet stop



Flat	Spherical	Inch		Dimensions		
Code No.	Code No.	Range	Accuracy	L	B	C
158-51-1	158-51-3	0-.6"	±.0001"	22mm	8mm	55mm
158-52-1	158-52-3	0-1"	±.0001"	32mm	8mm	55mm
158-53-1	158-53-3	1-2"	±.0002"	57mm	12mm	105mm

Flat	Spherical	Metric		Dimensions		
Code No.	Code No.	Range	Accuracy	L	B	C
158-51-0	158-51-2	0-15mm	0.004mm	22mm	8mm	55mm
158-52-0	158-52-2	0-25mm	0.004mm	32mm	8mm	55mm
158-53-0	158-53-2	0-50mm	0.005mm	57mm	12mm	105mm



## Groove Micrometers 163 Series



163-01-0



163-02-2



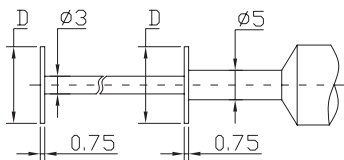
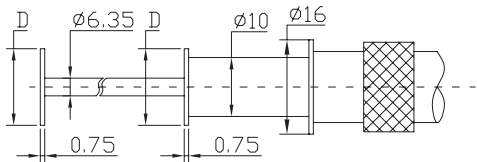
163-61-0



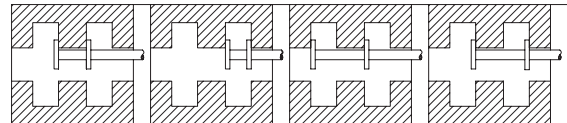
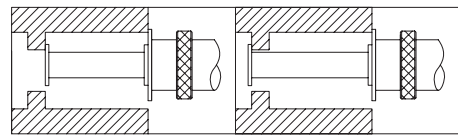
163-62-2

### FEATURES

- Graduation: .001" / 0.01mm
- Non-rotating spindle with bi-directional ratchet stop
- Contact faces allow for the measurement of both internal and external grooves, width and flank
- Individual scale readings are provided for inside and outside measurements

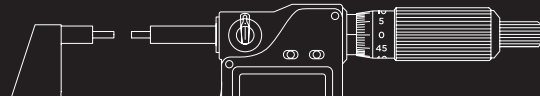


unit:mm




Without Measuring Force	Two-directional Measuring Force	Inch			
Code No.	Code No.	Flange Dia.	Outside Range	Inside Range	Accuracy
163-01-1	163-61-1	6.5mm	0-1"	.06-1.05"	±.001"
163-01-3	163-61-3	13mm	0-1"	.06-1.05"	±.001"
163-02-3	163-62-3	13mm	1-2"	1.05-2.05"	±.001"
163-03-3	163-63-3	13mm	2-3"	2.05-3.05"	±.001"
163-04-3	163-64-3	13mm	3-4"	3.05-4.05"	±.001"

Without Measuring Force	Two-Directional Measuring Force	Metric			
Code No.	Code No.	Flange Dia.	Outside Range	Inside Range	Accuracy
163-01-0	163-61-0	6.5mm	0-25mm	1.6-26.5mm	0.01mm
163-01-2	163-61-2	13mm	0-25mm	1.6-26.5mm	0.01mm
163-02-2	163-62-2	13mm	25-50mm	26.5-51.5mm	0.01mm
163-03-2	163-63-2	13mm	50-75mm	51.5-76.5mm	0.01mm
163-04-2	163-64-2	13mm	75-100mm	76.5-101.5mm	0.01mm



## Snap Gauges

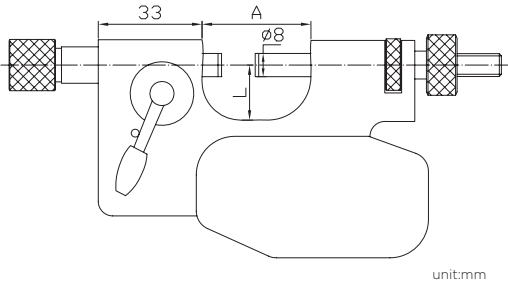
181 Series



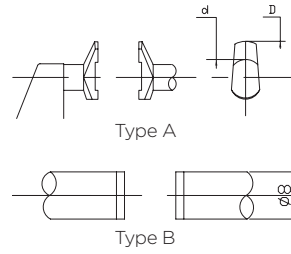
181-01-0

### FEATURES

- Grey painted steel frame
- Carbide tipped measuring faces
- Dial gauge is not included and is optional, refer to 422-21-1 or 422-21-2 (The measuring resolution is indicative of the dial gauge)
- 8mm diameter stem dial gauge
- Suitable for quickly measuring dimensions of mass-produced work pieces
- Type A and type B measuring anvil configurations are available

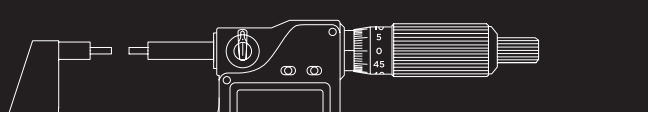


unit:mm



Type A	Inch	Type B	Inch	Dimensions	
Code No.	Range	Code No.	Range	L	A
181-01-1	0-1"	181-01-3	0-1.5"	34mm	18mm
181-02-1	0-2"	181-02-3	1.5-3.5"	62mm	32mm
181-04-1	2-4"	181-04-3	3.5-5.5"	112mm	62mm
181-06-1	4-6"	181-06-3	5.5-7.5"	162mm	85mm
181-08-1	6-8"	-	-	212mm	110mm

Type A	Metric	Type B	Metric	Dimensions	
Code No.	Range	Code No.	Range	L	A
181-01-0	0-25mm	181-01-2	0-40mm	34mm	18mm
181-02-0	0-50mm	181-02-2	40-90mm	62mm	32mm
181-04-0	50-100mm	181-04-2	90-140mm	112mm	62mm
181-06-0	100-150mm	181-06-2	140-190mm	162mm	85mm
181-08-0	150-200mm	-	-	212mm	110mm

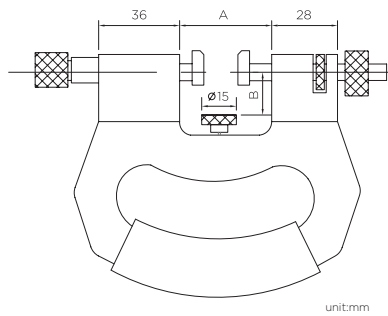


## Snap Gauges

182 Series



182-01-1



unit:mm

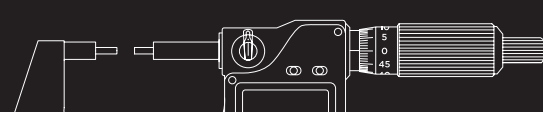
### FEATURES

- Grey painted steel frame
- Dial gauge is not included and is optional (The measuring resolution is indicative of the dial gauge) refer to 405-95-4 or 405-95-5
- 8mm diameter stem dial gauge
- Suitable for quickly measuring dimensions of mass-produced work pieces
- The measuring anvils are designed with an angle to allow for easy insertion of the work piece
- Dimension of measuring face: 14x11mm

Inch		Dimensions	
Code No.	Range	A	B
182-01-1	0-1"	42mm	20mm
182-02-1	0-2"	69mm	32.5mm
182-03-1	2-3"	94mm	45mm
182-04-1	3-4"	119mm	57.5mm
182-05-1	4-5"	144mm	70mm
182-06-1	5-6"	169mm	82.5mm
182-07-1	6-7"	194mm	95mm
182-08-1	7-8"	219mm	107.5mm
182-09-1	8-9"	244mm	120mm
182-10-1	9-10"	269mm	132.5mm
182-11-1	10-11"	294mm	145mm
182-12-1	11-12"	319mm	157.5mm

Metric		Dimensions	
Code No.	Range	A	B
182-01-0	0-25mm	42mm	20mm
182-02-0	25-50mm	69mm	32.5mm
182-03-0	50-75mm	94mm	45mm
182-04-0	75-100mm	119mm	57.5mm
182-05-0	100-125mm	144mm	70mm
182-06-0	125-150mm	169mm	82.5mm
182-07-0	150-175mm	194mm	95mm
182-08-0	175-200mm	219mm	107.5mm
182-09-0	200-225mm	244mm	120mm
182-10-0	225-250mm	269mm	132.5mm
182-11-0	250-275mm	294mm	145mm
182-12-0	275-300mm	319mm	157.5mm





## Digital Micrometer Heads

165 Series



165-01-0

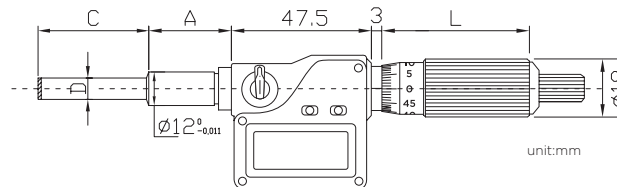


165-01-1



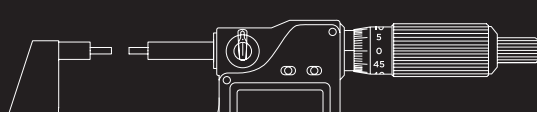
### FEATURES

- Resolution:  
Digital reading: .00005" / 0.001mm
- Carbide tipped measuring faces
- Extra large LCD readout
- Ratchet stop
- Inch/Metric conversion
- Upon switching on the display will read the actual absolute measuring position
- Automatic On/Off to maximize battery life
- Absolute or incremental measuring modes
- Support Bluetooth data transmission  
Bluetooth data output: 901-01-5
- Protection level IP65



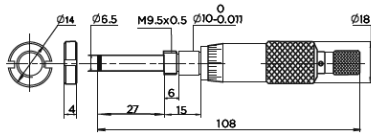
Inch				Dimensions				
Code No.	Range	Accuracy	Measuring Face	Clamp Nut	D	A	C	L
165-01-1	0-1"	±.0001"	Flat & Carbide tipped	W/O	Ø6.5mm	17.5mm	28.5mm	47mm
165-01-3	0-1"	±.0001"	Spherical	W/O	Ø6.5mm	17.5mm	28.5mm	47mm
165-01-5	0-1"	±.0001"	With non-rotating device	W/O	Ø6.5mm	17.5mm	28.5mm	47mm
165-61-1	0-1"	±.0001"	Flat & Carbide tipped	With	Ø6.5mm	17.5mm	28.5mm	47mm
165-61-3	0-1"	±.0001"	Spherical	With	Ø6.5mm	17.5mm	28.5mm	47mm
165-61-5	0-1"	±.0001"	With non-rotating device	With	Ø6.5mm	17.5mm	28.5mm	47mm
165-02-1	0-2"	±.0002"	Flat & Carbide tipped	W/O	Ø8mm	35.5mm	53mm	71.5mm
165-02-3	0-2"	±.0002"	Spherical	W/O	Ø8mm	35.5mm	53mm	71.5mm

Metric				Dimensions				
Code No.	Range	Accuracy	Measuring Face	Clamp Nut	D	A	C	L
165-01-0	0-25mm	±0.002mm	Flat & Carbide tipped	w/o	Ø6.5mm	17.5mm	28.5mm	47mm
165-01-2	0-25mm	±0.002mm	Spherical	w/o	Ø6.5mm	17.5mm	28.5mm	47mm
165-01-4	0-25mm	±0.002mm	With non-rotating device	w/o	Ø6.5mm	17.5mm	28.5mm	47mm
165-61-0	0-25mm	±0.002mm	Flat & Carbide tipped	with	Ø6.5mm	17.5mm	28.5mm	47mm
165-61-2	0-25mm	±0.002mm	Spherical	with	Ø6.5mm	17.5mm	28.5mm	47mm
165-61-4	0-25mm	±0.002mm	With non-rotating device	with	Ø6.5mm	17.5mm	28.5mm	47mm
165-02-0	0-50mm	±0.002mm	Flat & Carbide tipped	w/o	Ø8mm	35.5mm	53mm	71.5mm
165-02-2	0-50mm	±0.002mm	Spherical	w/o	Ø8mm	35.5mm	53mm	71.5mm



## Micrometer Heads

169 Series



### FEATURES

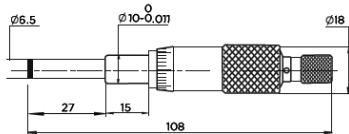
- Satin chrome finish
- Ratchet stop for 0-25mm range

#### Inch

Code No.	Range	Accuracy	Graduation	Spindle Dia.	Spindle Lock	Measuring Face	Clamp Nut
169-01-3	0-1"	±.0001"	.001"	Ø .256"	W/O	Carbide & Flat	With
169-01-1	0-1"	±.0001"	.001"	Ø .256"	W/O	Carbide & Spherical	With

#### Metric

Code No.	Range	Accuracy	Graduation	Spindle Dia.	Spindle Lock	Measuring Face	Clamp Nut
169-01-2	0-25mm	0.004mm	0.01mm	Ø6.5mm	W/O	Carbide & Flat	With
169-01-0	0-25mm	0.004mm	0.01mm	Ø6.5mm	W/O	Carbide & Spherical	With

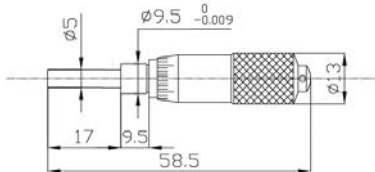


#### Inch

Code No.	Range	Accuracy	Graduation	Spindle Dia.	Spindle Lock	Measuring Face	Clamp Nut
169-11-3	0-1"	±.0001"	.001"	Ø .256"	W/O	Carbide & Flat	W/O
169-11-1	0-1"	±.0001"	.001"	Ø .256"	W/O	Carbide & Spherical	W/O

#### Metric

Code No.	Range	Accuracy	Graduation	Spindle Dia.	Spindle Lock	Measuring Face	Clamp Nut
169-11-2	0-25mm	0.004mm	0.01mm	Ø6.5mm	W/O	Carbide & Flat	W/O
169-11-0	0-25mm	0.004mm	0.01mm	Ø6.5mm	W/O	Carbide & Spherical	W/O

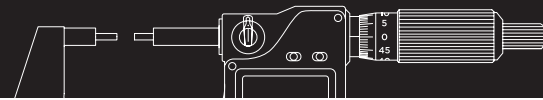


#### Inch

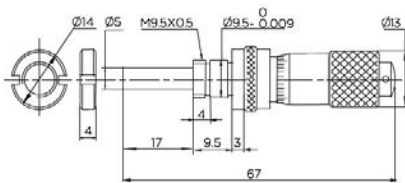
Code No.	Range	Accuracy	Graduation	Spindle Dia.	Spindle Lock	Measuring Face	Clamp Nut
169-05-1	0-.5"	±.0001"	.001"	Ø .197"	W/O	Flat	W/O
169-05-5	0-.5"	±.0001"	.001"	Ø .197"	W/O	Spherical	W/O

#### Metric

Code No.	Range	Accuracy	Graduation	Spindle Dia.	Spindle Lock	Measuring Face	Clamp Nut
169-05-0	0-13mm	0.004mm	0.01mm	Ø5mm	W/O	Flat	W/O
169-05-4	0-13mm	0.004mm	0.01mm	Ø5mm	W/O	Spherical	W/O

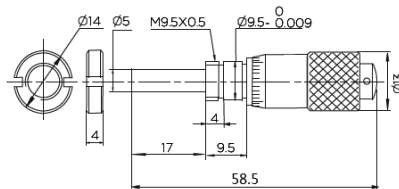


## Micrometer Heads 169 Series



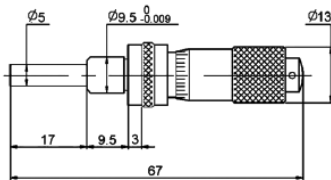
Inch							
Code No.	Range	Accuracy	Graduation	Spindle Dia.	Spindle Lock	Measuring Face	Clamp Nut
169-05-3	0-.5"	±.0001"	.001"	Ø .197"	With	Flat	With
169-05-7	0-.5"	±.0001"	.001"	Ø .197"	With	Spherical	With

Metric							
Code No.	Range	Accuracy	Graduation	Spindle Dia.	Spindle Lock	Measuring Face	Clamp Nut
169-05-2	0-13mm	0.004mm	0.01mm	Ø5mm	With	Flat	With
169-05-6	0-13mm	0.004mm	0.01mm	Ø5mm	With	Spherical	With



Inch							
Code No.	Range	Accuracy	Graduation	Spindle Dia.	Spindle Lock	Measuring Face	Clamp Nut
169-05-9	0-.5"	±.0001"	.001"	Ø .197"	W/O	Flat	With

Metric							
Code No.	Range	Accuracy	Graduation	Spindle Dia.	Spindle Lock	Measuring Face	Clamp Nut
169-05-8	0-13mm	0.004mm	0.01mm	Ø5mm	W/O	Flat	With

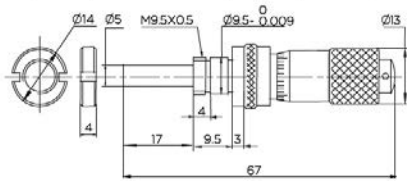


Inch							
Code No.	Range	Accuracy	Graduation	Spindle Dia.	Spindle Lock	Measuring Face	Clamp Nut
169-06-1	0-.5"	±.0001"	.001"	Ø .197"	With	Flat	W/O
169-06-3	0-.5"	±.0001"	.001"	Ø .197"	With	Spherical	W/O

Metric							
Code No.	Range	Accuracy	Graduation	Spindle Dia.	Spindle Lock	Measuring Face	Clamp Nut
169-06-0	0-13mm	0.004mm	0.01mm	Ø5mm	With	Flat	W/O
169-06-2	0-13mm	0.004mm	0.01mm	Ø5mm	With	Spherical	W/O



## Micrometer Heads 169 Series

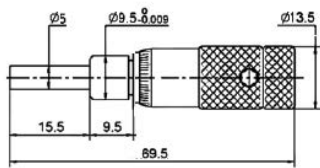


### Inch

Code No.	Range	Accuracy	Graduation	Spindle Dia.	Spindle Lock	Measuring Face	Clamp Nut
169-06-5	0-.5"	±.0001"	.001"	Ø .197"	W/O	Spherical	With

### Metric

Code No.	Range	Accuracy	Graduation	Spindle Dia.	Spindle Lock	Measuring Face	Clamp Nut
169-06-4	0-13mm	0.004mm	0.01mm	Ø5mm	W/O	Spherical	With

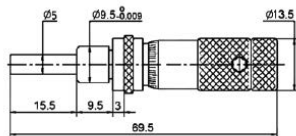


### Inch

Code No.	Range	Accuracy	Graduation	Spindle Dia.	Spindle Lock	Measuring Face	Clamp Nut
169-13-1	0-.5"	±.0001"	.001"	Ø .197"	W/O	Flat	W/O
169-13-5	0-.5"	±.0001"	.001"	Ø .197"	W/O	Spherical	W/O

### Metric

Code No.	Range	Accuracy	Graduation	Spindle Dia.	Spindle Lock	Measuring Face	Clamp Nut
169-13-0	0-13mm	0.004mm	0.01mm	Ø5mm	W/O	Flat	W/O
169-13-4	0-13mm	0.004mm	0.01mm	Ø5mm	W/O	Spherical	W/O

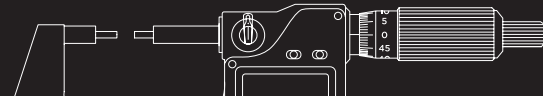


### Inch

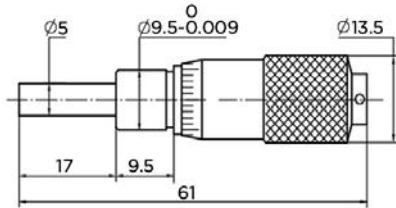
Code No.	Range	Accuracy	Graduation	Spindle Dia.	Spindle Lock	Measuring Face	Clamp Nut
169-13-3	0-.5"	±.0001"	.001"	Ø .197"	With	Flat	W/O
169-13-7	0-.5"	±.0001"	.001"	Ø .197"	With	Spherical	W/O

### Metric

Code No.	Range	Accuracy	Graduation	Spindle Dia.	Spindle Lock	Measuring Face	Clamp Nut
169-13-2	0-13mm	0.004mm	0.01mm	Ø5mm	With	Flat	W/O
169-13-6	0-13mm	0.004mm	0.01mm	Ø5mm	With	Spherical	W/O



## Micrometer Heads 169 Series

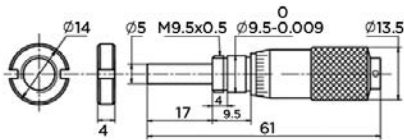


### Inch

Code No.	Range	Accuracy	Graduation	Spindle Dia.	Spindle Lock	Measuring Face	Clamp Nut
169-15-1	0-.6"	±.0001"	.001"	Ø .197"	W/O	Flat	W/O
169-15-3	0-.6"	±.0001"	.001"	Ø .197"	W/O	Spherical	W/O

### Metric

Code No.	Range	Accuracy	Graduation	Spindle Dia.	Spindle Lock	Measuring Face	Clamp Nut
169-15-0	0-15mm	0.004mm	0.01mm	Ø5mm	W/O	Flat	W/O
169-15-2	0-15mm	0.004mm	0.01mm	Ø5mm	W/O	Spherical	W/O

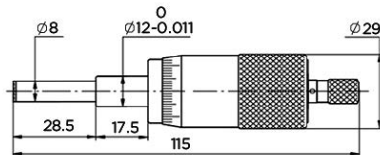


### Inch

Code No.	Range	Accuracy	Graduation	Spindle Dia.	Spindle Lock	Measuring Face	Clamp Nut
169-15-5	0-.6"	±.0001"	.001"	Ø .197"	W/O	Flat	With
169-15-7	0-.6"	±.0001"	.001"	Ø .197"	W/O	Spherical	With

### Metric

Code No.	Range	Accuracy	Graduation	Spindle Dia.	Spindle Lock	Measuring Face	Clamp Nut
169-15-4	0-15mm	0.004mm	0.01mm	Ø5mm	W/O	Flat	With
169-15-6	0-15mm	0.004mm	0.01mm	Ø5mm	W/O	Spherical	With

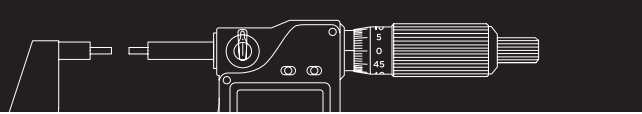


### Inch

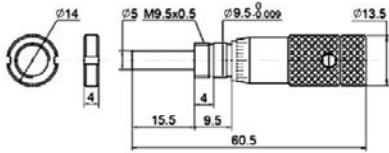
Code No.	Range	Accuracy	Graduation	Spindle Dia.	Spindle Lock	Measuring Face	Clamp Nut
169-21-1	0-1"	±.0001"	.001"	Ø .315"	W/O	Carbide & Flat	W/O
169-21-3	0-1"	±.0001"	.001"	Ø .315"	W/O	Carbide & Spherical	W/O

### Metric

Code No.	Range	Accuracy	Graduation	Spindle Dia.	Spindle Lock	Measuring Face	Clamp Nut
169-21-0	0-25mm	0.004mm	0.01mm	Ø8mm	W/O	Carbide & Flat	W/O
169-21-2	0-25mm	0.004mm	0.01mm	Ø8mm	W/O	Carbide & Spherical	W/O

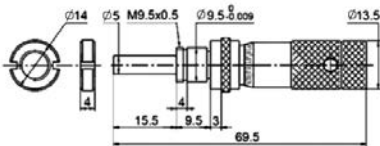


## Micrometer Heads 169 Series



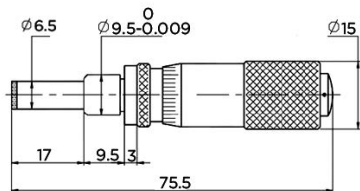
Inch							
Code No.	Range	Accuracy	Graduation	Spindle Dia.	Spindle Lock	Measuring Face	Clamp Nut
169-23-1	0-.5"	±.0001"	.001"	Ø .197"	W/O	Flat	With
169-23-5	0-.5"	±.0001"	.001"	Ø .197"	W/O	Spherical	With

Metric							
Code No.	Range	Accuracy	Graduation	Spindle Dia.	Spindle Lock	Measuring Face	Clamp Nut
169-23-0	0-13mm	0.004mm	0.01mm	Ø5mm	W/O	Flat	With
169-23-4	0-13mm	0.004mm	0.01mm	Ø5mm	W/O	Spherical	With



Inch							
Code No.	Range	Accuracy	Graduation	Spindle Dia.	Spindle Lock	Measuring Face	Clamp Nut
169-23-3	0-.5"	±.0001"	.001"	Ø .197"	With	Flat	With
169-23-7	0-.5"	±.0001"	.001"	Ø .197"	With	Spherical	With

Metric							
Code No.	Range	Accuracy	Graduation	Spindle Dia.	Spindle Lock	Measuring Face	Clamp Nut
169-23-2	0-13mm	0.004mm	0.01mm	Ø5mm	With	Flat	With
169-23-6	0-13mm	0.004mm	0.01mm	Ø5mm	With	Spherical	With

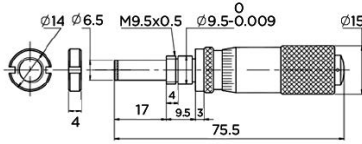


Inch							
Code No.	Range	Accuracy	Graduation	Spindle Dia.	Spindle Lock	Measuring Face	Clamp Nut
169-25-1	0-.6"	±.0001"	.001"	Ø .256"	With	Flat	W/O
169-25-3	0-.6"	±.0001"	.001"	Ø .256"	With	Spherical	W/O

Metric							
Code No.	Range	Accuracy	Graduation	Spindle Dia.	Spindle Lock	Measuring Face	Clamp Nut
169-25-0	0-15mm	0.004mm	0.01mm	Ø6.5mm	With	Flat	W/O
169-25-2	0-15mm	0.004mm	0.01mm	Ø6.5mm	With	Spherical	W/O

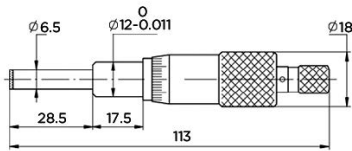


## Micrometer Heads 169 Series



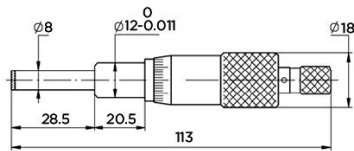
Inch							
Code No.	Range	Accuracy	Graduation	Spindle Dia.	Spindle Lock	Measuring Face	Clamp Nut
169-25-5	0-.6"	±.0001"	.001"	Ø .256"	With	Flat	With
169-25-7	0-.6"	±.0001"	.001"	Ø .256"	With	Spherical	With

Metric							
Code No.	Range	Accuracy	Graduation	Spindle Dia.	Spindle Lock	Measuring Face	Clamp Nut
169-25-4	0-15mm	0.004mm	0.01mm	Ø6.5mm	With	Flat	With
169-25-6	0-15mm	0.004mm	0.01mm	Ø6.5mm	With	Spherical	With



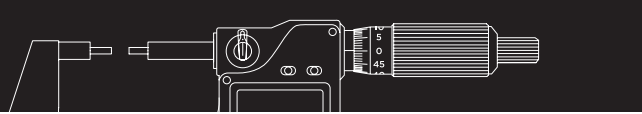
Inch							
Code No.	Range	Accuracy	Graduation	Spindle Dia.	Spindle Lock	Measuring Face	Clamp Nut
169-31-1	0-1"	±.0001"	.001"	Ø .256"	W/O	Carbide & Flat	W/O
169-32-1	0-1"	±.0001"	.001"	Ø .256"	W/O	Carbide & Spherical	W/O
169-31-5	0-1"	±.0001"	.0001"	Ø .256"	W/O	Carbide & Flat	W/O
169-32-5	0-1"	±.0001"	.0001"	Ø .256"	W/O	Carbide & Spherical	W/O

Metric							
Code No.	Range	Accuracy	Graduation	Spindle Dia.	Spindle Lock	Measuring Face	Clamp Nut
169-31-0	0-25mm	0.004mm	0.01mm	Ø6.5mm	W/O	Carbide & Flat	W/O
169-32-0	0-25mm	0.004mm	0.01mm	Ø6.5mm	W/O	Carbide & Spherical	W/O
169-31-4	0-25mm	0.004mm	0.002mm	Ø6.5mm	W/O	Carbide & Flat	W/O
169-32-4	0-25mm	0.004mm	0.002mm	Ø6.5mm	W/O	Carbide & Spherical	W/O

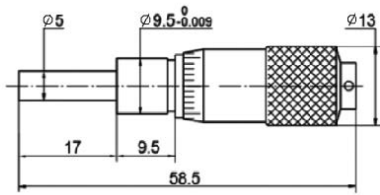


Inch							
Code No.	Range	Accuracy	Graduation	Spindle Dia.	Spindle Lock	Measuring Face	Clamp Nut
169-31-3	0-1"	±.0001"	.001"	Ø .315"	W/O	Carbide & Flat	W/O
169-32-3	0-1"	±.0001"	.001"	Ø .315"	W/O	Carbide & Spherical	W/O
169-31-7	0-1"	±.0001"	.0001"	Ø .315"	W/O	Carbide & Flat	W/O
169-32-7	0-1"	±.0001"	.0001"	Ø .315"	W/O	Carbide & Spherical	W/O

Metric							
Code No.	Range	Accuracy	Graduation	Spindle Dia.	Spindle Lock	Measuring Face	Clamp Nut
169-31-2	0-25mm	0.004mm	0.01mm	Ø8mm	W/O	Carbide & Flat	W/O
169-32-2	0-25mm	0.004mm	0.01mm	Ø8mm	W/O	Carbide & Spherical	W/O
169-31-6	0-25mm	0.004mm	0.002mm	Ø8mm	W/O	Carbide & Flat	W/O
169-32-6	0-25mm	0.004mm	0.002mm	Ø8mm	W/O	Carbide & Spherical	W/O



## Micrometer Heads 169 Series

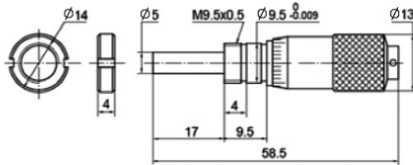


### Inch

Code No.	Range	Accuracy	Graduation	Spindle Dia.	Spindle Lock	Measuring Face	Clamp Nut
169-33-1	0-.5"	±.0001"	.0002"	Ø .197"	W/O	Flat	W/O
169-33-3	0-.5"	±.0001"	.0002"	Ø .197"	W/O	Carbide & Spherical	W/O

### Metric

Code No.	Range	Accuracy	Graduation	Spindle Dia.	Spindle Lock	Measuring Face	Clamp Nut
169-33-0	0-13mm	0.004mm	0.005mm	Ø5mm	W/O	Flat	W/O
169-33-2	0-13mm	0.004mm	0.005mm	Ø5mm	W/O	Carbide & Spherical	W/O

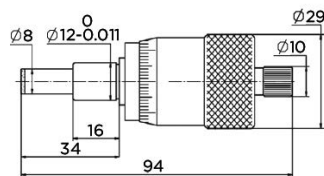


### Inch

Code No.	Range	Accuracy	Graduation	Spindle Dia.	Spindle Lock	Measuring Face	Clamp Nut
169-33-5	0-.5"	±.0001"	.0002"	Ø .197"	W/O	Flat	With
169-33-7	0-.5"	±.0001"	.0002"	Ø .197"	W/O	Spherical	With

### Metric

Code No.	Range	Accuracy	Graduation	Spindle Dia.	Spindle Lock	Measuring Face	Clamp Nut
169-33-4	0-13mm	0.004mm	0.005mm	Ø5mm	W/O	Flat	With
169-33-6	0-13mm	0.004mm	0.005mm	Ø5mm	W/O	Spherical	With



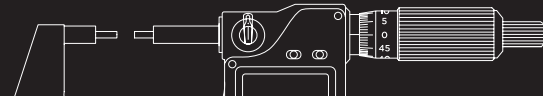
### Inch

Code No.	Range	Accuracy	Graduation	Spindle Dia.	Spindle Lock	Measuring Face	Clamp Nut
169-35-1	0-.5"	±.0001"	.001"	Ø .315"	W/O	Carbide & Flat	W/O
169-35-3	0-.5"	±.0001"	.001"	Ø .315"	W/O	Carbide & Spherical	W/O

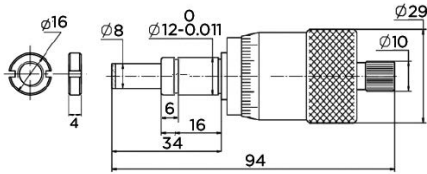
### Metric

Code No.	Range	Accuracy	Graduation	Spindle Dia.	Spindle Lock	Measuring Face	Clamp Nut
169-35-0	0-13mm	0.004mm	0.01mm	Ø8mm	W/O	Carbide & Flat	W/O
169-35-2	0-13mm	0.004mm	0.01mm	Ø8mm	W/O	Carbide & Spherical	W/O



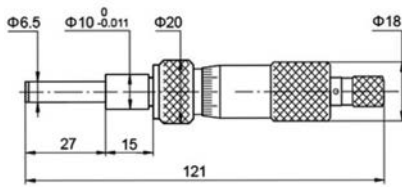


## Micrometer Heads 169 Series



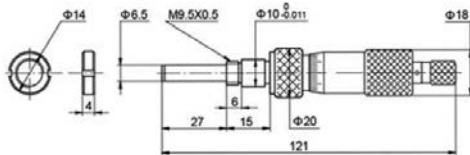
Inch							
Code No.	Range	Accuracy	Graduation	Spindle Dia.	Spindle Lock	Measuring Face	Clamp Nut
169-35-5	0-.5"	±.0001"	.001"	Ø .315"	W/O	Carbide & Flat	With
169-35-7	0-.5"	±.0001"	.001"	Ø .315"	W/O	Carbide & Spherical	With

Metric							
Code No.	Range	Accuracy	Graduation	Spindle Dia.	Spindle Lock	Measuring Face	Clamp Nut
169-35-4	0-13mm	0.004mm	0.01mm	Ø8mm	W/O	Carbide & Flat	With
169-35-6	0-13mm	0.004mm	0.01mm	Ø8mm	W/O	Carbide & Spherical	With



Inch							
Code No.	Range	Accuracy	Graduation	Spindle Dia.	Spindle Lock	Measuring Face	Clamp Nut
169-41-1	0-1"	±.0001"	.001"	Ø .256"	With	Carbide & Flat	W/O
169-41-3	0-1"	±.0001"	.001"	Ø .256"	With	Carbide & Spherical	W/O

Metric							
Code No.	Range	Accuracy	Graduation	Spindle Dia.	Spindle Lock	Measuring Face	Clamp Nut
169-41-0	0-25mm	0.004mm	0.01mm	Ø6.5mm	With	Carbide & Flat	W/O
169-41-2	0-25mm	0.004mm	0.01mm	Ø6.5mm	With	Carbide & Spherical	W/O



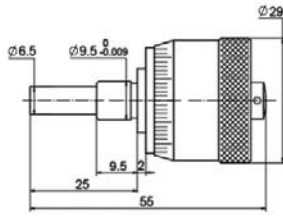
Inch							
Code No.	Range	Accuracy	Graduation	Spindle Dia.	Spindle Lock	Measuring Face	Clamp Nut
169-42-1	0-1"	±.0001"	.001"	Ø .256"	With	Carbide & Flat	With
169-42-3	0-1"	±.0001"	.001"	Ø .256"	With	Carbide & Spherical	With

Metric							
Code No.	Range	Accuracy	Graduation	Spindle Dia.	Spindle Lock	Measuring Face	Clamp Nut
169-42-0	0-25mm	0.004mm	0.01mm	Ø6.5mm	With	Carbide & Flat	With
169-42-2	0-25mm	0.004mm	0.01mm	Ø6.5mm	With	Carbide & Spherical	With



## Micrometer Heads

169 Series

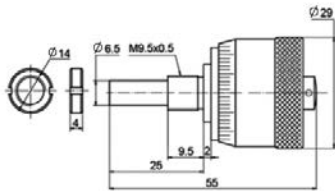


### Inch

Code No.	Range	Accuracy	Graduation	Spindle Dia.	Spindle Lock	Measuring Face	Clamp Nut
169-43-1	0-.5"	$\pm 0.0001"$	.001"	$\varnothing .197"$	W/O	Carbide & Flat	W/O
169-43-3	0-.5"	$\pm 0.0001"$	.001"	$\varnothing .197"$	W/O	Carbide & Spherical	W/O

### Metric

Code No.	Range	Accuracy	Graduation	Spindle Dia.	Spindle Lock	Measuring Face	Clamp Nut
169-43-0	0-13mm	0.004mm	0.01mm	$\varnothing 5\text{mm}$	W/O	Carbide & Flat	W/O
169-43-2	0-13mm	0.004mm	0.01mm	$\varnothing 5\text{mm}$	W/O	Carbide & Spherical	W/O

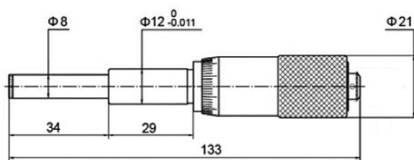


### Inch

Code No.	Range	Accuracy	Graduation	Spindle Dia.	Spindle Lock	Measuring Face	Clamp Nut
169-43-5	0-.5"	$\pm 0.0001"$	.001"	$\varnothing .197"$	W/O	Carbide & Flat	With
169-43-7	0-.5"	$\pm 0.0001"$	.001"	$\varnothing .197"$	W/O	Carbide & Spherical	With

### Metric

Code No.	Range	Accuracy	Graduation	Spindle Dia.	Spindle Lock	Measuring Face	Clamp Nut
169-43-4	0-13mm	0.004mm	0.01mm	$\varnothing 5\text{mm}$	W/O	Carbide & Flat	With
169-43-6	0-13mm	0.004mm	0.01mm	$\varnothing 5\text{mm}$	W/O	Carbide & Spherical	With

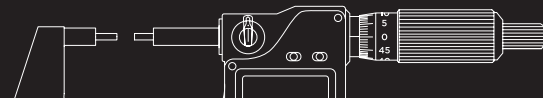


### Inch

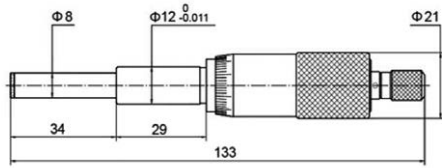
Code No.	Range	Accuracy	Graduation	Spindle Dia.	Spindle Lock	Measuring Face	Clamp Nut
169-51-1	0-1"	$\pm 0.0001"$	.001"	$\varnothing .315"$	W/O	Carbide & Flat	W/O
169-51-3	0-1"	$\pm 0.0001"$	.0001"	$\varnothing .315"$	W/O	Carbide & Flat	W/O
169-52-1	0-1"	$\pm 0.0001"$	.001"	$\varnothing .315"$	W/O	Carbide & Spherical	W/O
169-52-3	0-1"	$\pm 0.0001"$	.0001"	$\varnothing .315"$	W/O	Carbide & Spherical	W/O

### Metric

Code No.	Range	Accuracy	Graduation	Spindle Dia.	Spindle Lock	Measuring Face	Clamp Nut
169-51-0	0-25mm	0.004mm	0.01mm	$\varnothing 8\text{mm}$	W/O	Carbide & Flat	W/O
169-51-2	0-25mm	0.004mm	0.001mm	$\varnothing 8\text{mm}$	W/O	Carbide & Flat	W/O
169-52-0	0-25mm	0.004mm	0.01mm	$\varnothing 8\text{mm}$	W/O	Carbide & Spherical	W/O
169-52-2	0-25mm	0.004mm	0.001mm	$\varnothing 8\text{mm}$	W/O	Carbide & Spherical	W/O

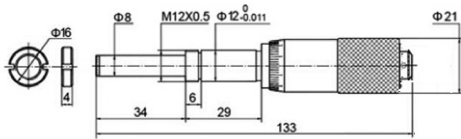


## Micrometer Heads 169 Series



Inch							
Code No.	Range	Accuracy	Graduation	Spindle Dia.	Spindle Lock	Measuring Face	Clamp Nut
169-53-1	0-1"	±.0001"	.001"	Ø .315"	W/O	Carbide & Flat	W/O
169-54-1	0-1"	±.0001"	.001"	Ø .315"	W/O	Carbide & Spherical	W/O
169-53-3	0-1"	±.0001"	.0001"	Ø .315"	W/O	Carbide & Flat	W/O
169-54-3	0-1"	±.0001"	.0001"	Ø .315"	W/O	Carbide & Spherical	W/O

Metric							
Code No.	Range	Accuracy	Graduation	Spindle Dia.	Spindle Lock	Measuring Face	Clamp Nut
169-53-0	0-25mm	0.004mm	0.01mm	Ø8mm	W/O	Carbide & Flat	W/O
169-54-0	0-25mm	0.004mm	0.01mm	Ø8mm	W/O	Carbide & Spherical	W/O
169-53-2	0-25mm	0.004mm	0.001mm	Ø8mm	W/O	Carbide & Flat	W/O
169-54-2	0-25mm	0.004mm	0.001mm	Ø8mm	W/O	Carbide & Spherical	W/O

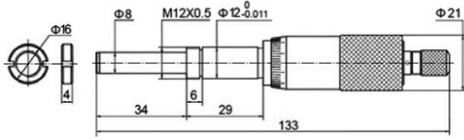


Inch							
Code No.	Range	Accuracy	Graduation	Spindle Dia.	Spindle Lock	Measuring Face	Clamp Nut
169-51-5	0-1"	±.0001"	.001"	Ø0.315"	W/O	Carbide & Flat	With
169-51-7	0-1"	±.0001"	.0001"	Ø0.315"	W/O	Carbide & Flat	With
169-52-5	0-1"	±.0001"	.001"	Ø0.315"	W/O	Carbide & Spherical	With
169-52-7	0-1"	±.0001"	.0001"	Ø0.315"	W/O	Carbide & Spherical	With

Metric							
Code No.	Range	Accuracy	Graduation	Spindle Dia.	Spindle Lock	Measuring Face	Clamp Nut
169-51-4	0-25mm	0.004mm	0.01mm	Ø8mm	W/O	Carbide & Flat	With
169-51-6	0-25mm	0.004mm	0.001mm	Ø8mm	W/O	Carbide & Flat	With
169-52-4	0-25mm	0.004mm	0.01mm	Ø8mm	W/O	Carbide & Spherical	With
169-52-6	0-25mm	0.004mm	0.001mm	Ø8mm	W/O	Carbide & Spherical	With

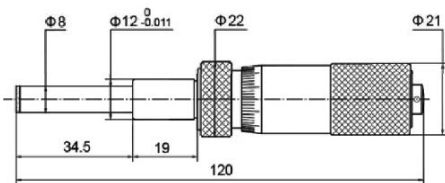


## Micrometer Heads 169 Series



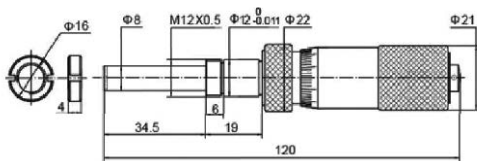
Inch							
Code No.	Range	Accuracy	Graduation	Spindle Dia.	Spindle Lock	Measuring Face	Clamp Nut
169-53-5	0-1"	±.0001"	.001"	Ø .315"	W/O	Carbide & Flat	With
169-54-5	0-1"	±.0001"	.001"	Ø .315"	W/O	Carbide & Spherical	With
169-53-7	0-1"	±.0001"	.0001"	Ø .315"	W/O	Carbide & Flat	With
169-54-7	0-1"	±.0001"	.0001"	Ø .315"	W/O	Carbide & Spherical	With

Metric							
Code No.	Range	Accuracy	Graduation	Spindle Dia.	Spindle Lock	Measuring Face	Clamp Nut
169-53-4	0-25mm	0.004mm	0.01mm	Ø8mm	W/O	Carbide & Flat	With
169-54-4	0-25mm	0.004mm	0.01mm	Ø8mm	W/O	Carbide & Spherical	With
169-53-6	0-25mm	0.004mm	0.001mm	Ø8mm	W/O	Carbide & Flat	With
169-54-6	0-25mm	0.004mm	0.001mm	Ø8mm	W/O	Carbide & Spherical	With



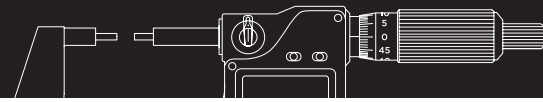
Inch							
Code No.	Range	Accuracy	Graduation	Spindle Dia.	Spindle Lock	Measuring Face	Clamp Nut
169-55-1A	0-1"	±.0001"	.001"	Ø .315"	With	Carbide & Flat	W/O
169-56-1	0-1"	±.0001"	.001"	Ø .315"	With	Carbide & Spherical	W/O
169-55-3	0-1"	±.0001"	.0001"	Ø .315"	With	Carbide & Flat	W/O
169-56-3	0-1"	±.0001"	.0001"	Ø .315"	With	Carbide & Spherical	W/O

Metric							
Code No.	Range	Accuracy	Graduation	Spindle Dia.	Spindle Lock	Measuring Face	Clamp Nut
169-55-0A	0-25mm	0.004mm	0.01mm	Ø8mm	With	Carbide & Flat	W/O
169-56-0	0-25mm	0.004mm	0.01mm	Ø8mm	With	Carbide & Spherical	W/O
169-55-2	0-25mm	0.004mm	0.001mm	Ø8mm	With	Carbide & Flat	W/O
169-56-2	0-25mm	0.004mm	0.001mm	Ø8mm	With	Carbide & Spherical	W/O

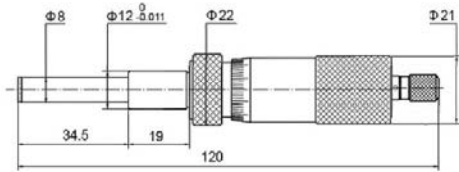


Inch							
Code No.	Range	Accuracy	Graduation	Spindle Dia.	Spindle Lock	Measuring Face	Clamp Nut
169-55-5	0-1"	±.0001"	.001"	Ø .315"	With	Carbide & Flat	With
169-56-5	0-1"	±.0001"	.001"	Ø .315"	With	Carbide & Spherical	With
169-55-7	0-1"	±.0001"	.0001"	Ø .315"	With	Carbide & Flat	With
169-56-7	0-1"	±.0001"	.0001"	Ø .315"	With	Carbide & Spherical	With

Metric							
Code No.	Range	Accuracy	Graduation	Spindle Dia.	Spindle Lock	Measuring Face	Clamp Nut
169-55-4	0-25mm	0.004mm	0.01mm	Ø8mm	With	Carbide & Flat	With
169-56-4	0-25mm	0.004mm	0.01mm	Ø8mm	With	Carbide & Spherical	With
169-55-6	0-25mm	0.004mm	0.001mm	Ø8mm	With	Carbide & Flat	With
169-56-6	0-25mm	0.004mm	0.001mm	Ø8mm	With	Carbide & Spherical	With

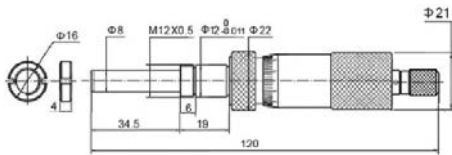


## Micrometer Heads 169 Series



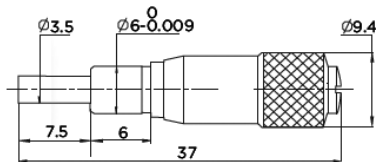
Inch							
Code No.	Range	Accuracy	Graduation	Spindle Dia.	Spindle Lock	Measuring Face	Clamp Nut
169-57-1	0-1"	±.0001"	.001"	Ø .315"	With	Carbide & Flat	W/O
169-58-1	0-1"	±.0001"	.001"	Ø .315"	With	Carbide & Spherical	W/O
169-57-3	0-1"	±.0001"	.0001"	Ø .315"	With	Carbide & Flat	W/O
169-58-3	0-1"	±.0001"	.0001"	Ø .315"	With	Carbide & Spherical	W/O

Metric							
Code No.	Range	Accuracy	Graduation	Spindle Dia.	Spindle Lock	Measuring Face	Clamp Nut
169-57-0	0-25mm	0.004mm	0.01mm	Ø8mm	With	Carbide & Flat	W/O
169-58-0	0-25mm	0.004mm	0.01mm	Ø8mm	With	Carbide & Spherical	W/O
169-57-2	0-25mm	0.004mm	0.001mm	Ø8mm	With	Carbide & Flat	W/O
169-58-2	0-25mm	0.004mm	0.001mm	Ø8mm	With	Carbide & Spherical	W/O



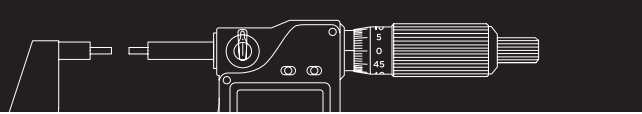
Inch							
Code No.	Range	Accuracy	Graduation	Spindle Dia.	Spindle Lock	Measuring Face	Clamp Nut
169-57-5	0-1"	±.0001"	.001"	Ø .315"	With	Carbide & Flat	With
169-58-5	0-1"	±.0001"	.001"	Ø .315"	With	Carbide & Spherical	With
169-57-7	0-1"	±.0001"	.0001"	Ø .315"	With	Carbide & Flat	With
169-58-7	0-1"	±.0001"	.0001"	Ø .315"	With	Carbide & Spherical	With

Metric							
Code No.	Range	Accuracy	Graduation	Spindle Dia.	Spindle Lock	Measuring Face	Clamp Nut
169-57-4	0-25mm	0.004mm	0.01mm	Ø8mm	With	Carbide & Flat	With
169-58-4	0-25mm	0.004mm	0.01mm	Ø8mm	With	Carbide & Spherical	With
169-57-6	0-25mm	0.004mm	0.001mm	Ø8mm	With	Carbide & Flat	With
169-58-6	0-25mm	0.004mm	0.001mm	Ø8mm	With	Carbide & Spherical	With

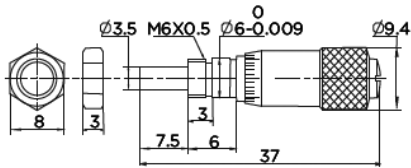


Inch							
Code No.	Range	Accuracy	Graduation	Spindle Dia.	Spindle Lock	Measuring Face	Clamp Nut
169-65-1	0-.25"	±.0001"	.001"	Ø .138"	W/O	Flat	W/O
169-65-3	0-.25"	±.0001"	.001"	Ø .138"	W/O	Spherical	W/O

Metric							
Code No.	Range	Accuracy	Graduation	Spindle Dia.	Spindle Lock	Measuring Face	Clamp Nut
169-65-0	0-6.5mm	0.004mm	0.01mm	Ø3.5mm	W/O	Flat	W/O
169-65-2	0-6.5mm	0.004mm	0.01mm	Ø3.5mm	W/O	Spherical	W/O

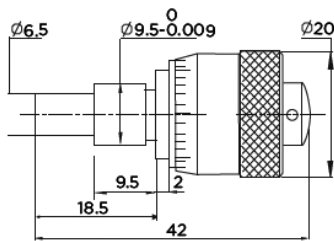


## Micrometer Heads 169 Series



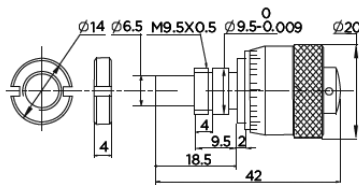
Inch							
Code No.	Range	Accuracy	Graduation	Spindle Dia.	Spindle Lock	Measuring Face	Clamp Nut
169-65-5	0-.25"	±.0001"	.001"	Ø .138"	W/O	Flat	With
169-65-7	0-.25"	±.0001"	.001"	Ø .138"	W/O	Spherical	With

Metric							
Code No.	Range	Accuracy	Graduation	Spindle Dia.	Spindle Lock	Measuring Face	Clamp Nut
169-65-6	0-6.5mm	0.004mm	0.01mm	Ø3.5mm	W/O	Flat	With
169-65-2	0-6.5mm	0.004mm	0.01mm	Ø3.5mm	W/O	Spherical	With



Inch							
Code No.	Range	Accuracy	Graduation	Spindle Dia.	Spindle Lock	Measuring Face	Clamp Nut
169-75-1	0-.25"	±.0001"	.001"	Ø .256"	W/O	Carbide & Flat	W/O
169-75-3	0-.25"	±.0001"	.001"	Ø .256"	W/O	Carbide & Spherical	W/O

Metric							
Code No.	Range	Accuracy	Graduation	Spindle Dia.	Spindle Lock	Measuring Face	Clamp Nut
169-75-0	0-6.5mm	0.004mm	0.01mm	Ø6.5mm	W/O	Carbide & Flat	W/O
169-75-2	0-6.5mm	0.004mm	0.01mm	Ø6.5mm	W/O	Carbide & Spherical	W/O

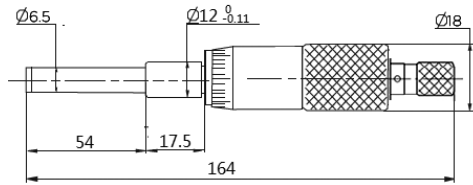


Inch							
Code No.	Range	Accuracy	Graduation	Spindle Dia.	Spindle Lock	Measuring Face	Clamp Nut
169-75-5	0-.25"	±.0001"	.001"	Ø .256"	W/O	Carbide & Flat	With
169-75-7	0-.25"	±.0001"	.001"	Ø .256"	W/O	Carbide & Spherical	With

Metric							
Code No.	Range	Accuracy	Graduation	Spindle Dia.	Spindle Lock	Measuring Face	Clamp Nut
169-75-4	0-6.5mm	0.004mm	0.01mm	Ø6.5mm	W/O	Carbide & Flat	With
169-75-6	0-6.5mm	0.004mm	0.01mm	Ø6.5mm	W/O	Carbide & Spherical	With

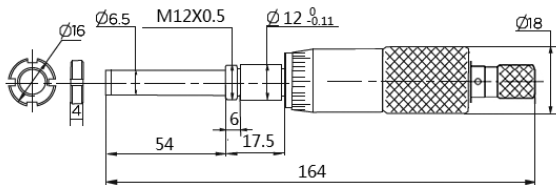


## Micrometer Heads 169 Series



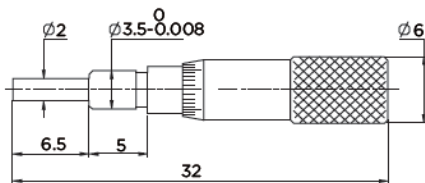
Inch							
Code No.	Range	Accuracy	Graduation	Spindle Dia.	Spindle Lock	Measuring Face	Clamp Nut
169-81-1	0-2"	±.0001"	.001"	Ø .256"	W/O	Carbide & Flat	W/O
169-81-3	0-2"	±.0001"	.001"	Ø .256"	W/O	Carbide & Spherical	W/O

Metric							
Code No.	Range	Accuracy	Graduation	Spindle Dia.	Spindle Lock	Measuring Face	Clamp Nut
169-81-0	0-50mm	0.004mm	0.01mm	Ø6.5mm	W/O	Carbide & Flat	W/O
169-81-2	0-50mm	0.004mm	0.01mm	Ø6.5mm	W/O	Carbide & Spherical	W/O



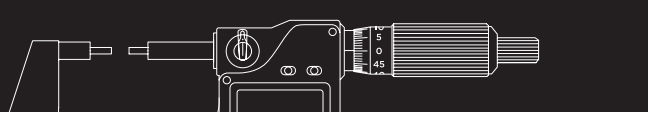
Inch							
Code No.	Range	Accuracy	Graduation	Spindle Dia.	Spindle Lock	Measuring Face	Clamp Nut
169-81-5	0-2"	±.0001"	.001"	Ø .256"	W/O	Carbide & Flat	With
169-81-7	0-2"	±.0001"	.001"	Ø .256"	W/O	Carbide & Spherical	With

Metric							
Code No.	Range	Accuracy	Graduation	Spindle Dia.	Spindle Lock	Measuring Face	Clamp Nut
169-81-4	0-50mm	0.004mm	0.01mm	Ø6.5mm	W/O	Carbide & Flat	With
169-81-6	0-50mm	0.004mm	0.01mm	Ø6.5mm	W/O	Carbide & Spherical	With

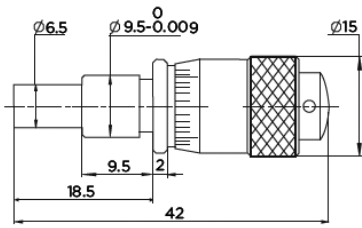


Inch							
Code No.	Range	Accuracy	Graduation	Spindle Dia.	Spindle Lock	Measuring Face	Clamp Nut
169-82-1	0-.2"	±.0001"	.001"	Ø .079"	W/O	Flat	W/O
169-82-3	0-.2"	±.0001"	.001"	Ø .079"	W/O	Spherical	W/O

Metric							
Code No.	Range	Accuracy	Graduation	Spindle Dia.	Spindle Lock	Measuring Face	Clamp Nut
169-82-0	0-5mm	0.004mm	0.02mm	Ø2mm	W/O	Flat	W/O
169-82-2	0-5mm	0.004mm	0.02mm	Ø2mm	W/O	Spherical	W/O



## Micrometer Heads 169 Series

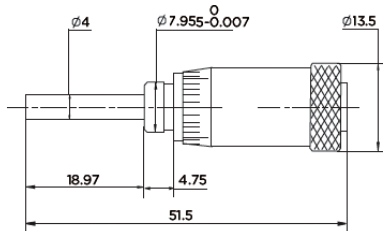


### Inch

Code No.	Range	Accuracy	Graduation	Spindle Dia.	Spindle Lock	Measuring Face	Clamp Nut
169-85-1	0-.25"	$\pm 0.001$ "	.0002"	$\phi .256$ "	W/O	Carbide & Flat	W/O
169-85-3	0-.25"	$\pm 0.001$ "	.0002"	$\phi .256$ "	W/O	Carbide & Spherical	W/O

### Metric

Code No.	Range	Accuracy	Graduation	Spindle Dia.	Spindle Lock	Measuring Face	Clamp Nut
169-85-0	0-6.5mm	0.004mm	0.005mm	$\phi 6.5$ mm	W/O	Carbide & Flat	W/O
169-85-2	0-6.5mm	0.004mm	0.005mm	$\phi 6.5$ mm	W/O	Carbide & Spherical	W/O

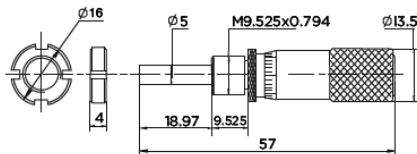


### Inch

Code No.	Range	Accuracy	Graduation	Spindle Dia.	Spindle Lock	Measuring Face	Clamp Nut
169-91-1	0-.5"	$\pm 0.001$ "	.001"	$\phi .157$ "	W/O	Flat	W/O

### Metric

Code No.	Range	Accuracy	Graduation	Spindle Dia.	Spindle Lock	Measuring Face	Clamp Nut
169-91-0	0-13mm	0.004mm	0.01mm	$\phi 4$ mm	W/O	Flat	W/O



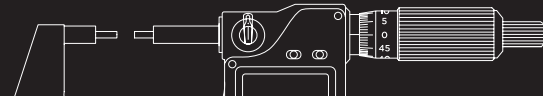
### Inch

Code No.	Range	Accuracy	Graduation	Spindle Dia.	Spindle Lock	Measuring Face	Clamp Nut
169-91-3	0-.5"	$\pm 0.001$ "	.001"	$\phi .197$ "	w/W/O	Flat	With

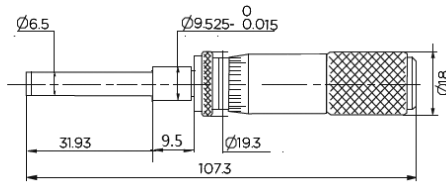
### Metric

Code No.	Range	Accuracy	Graduation	Spindle Dia.	Spindle Lock	Measuring Face	Clamp Nut
169-91-2	0-13mm	0.004mm	0.01mm	$\phi 5$ mm	W/O	Flat	With



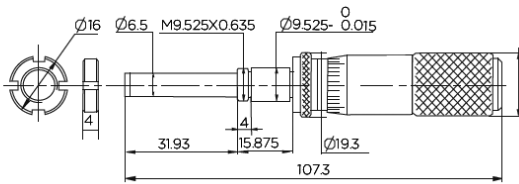


## Micrometer Heads 169 Series



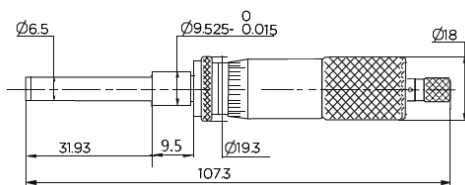
Inch							
Code No.	Range	Accuracy	Graduation	Spindle Dia.	Spindle Lock	Measuring Face	Clamp Nut
169-92-1	0-1"	±.0001"	.001"	Ø .256"	With	Carbide & Flat	W/O

Metric							
Code No.	Range	Accuracy	Graduation	Spindle Dia.	Spindle Lock	Measuring Face	Clamp Nut
169-92-0	0-25mm	0.004mm	0.01mm	Ø6.5mm	With	Carbide & Flat	W/O



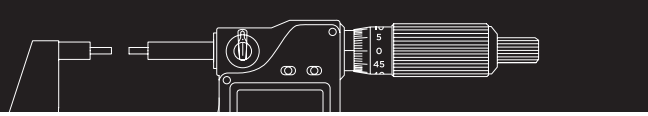
Inch							
Code No.	Range	Accuracy	Graduation	Spindle Dia.	Spindle Lock	Measuring Face	Clamp Nut
169-92-3	0-1"	±.0001"	.001"	Ø .256"	With	Carbide & Flat	With

Metric							
Code No.	Range	Accuracy	Graduation	Spindle Dia.	Spindle Lock	Measuring Face	Clamp Nut
169-92-2	0-25mm	0.004mm	0.01mm	Ø6.5mm	With	Carbide & Flat	With

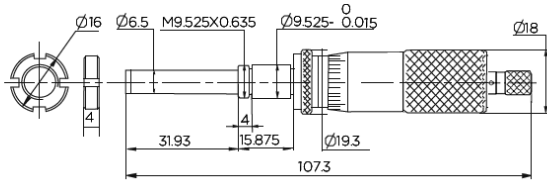


Inch							
Code No.	Range	Accuracy	Graduation	Spindle Dia.	Spindle Lock	Measuring Face	Clamp Nut
169-92-5	0-1"	±.0001"	.001"	Ø .256"	With	Carbide & Flat	W/O

Metric							
Code No.	Range	Accuracy	Graduation	Spindle Dia.	Spindle Lock	Measuring Face	Clamp Nut
169-92-4	0-25mm	0.004mm	0.01mm	Ø6.5mm	With	Carbide & Flat	W/O

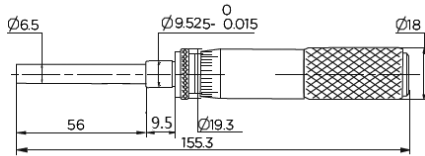


## Micrometer Heads 169 Series



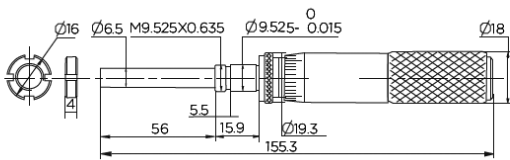
Inch							
Code No.	Range	Accuracy	Graduation	Spindle Dia.	Spindle Lock	Measuring Face	Clamp Nut
169-92-7	0-1"	±0.001"	.001"	Ø .256"	With	Carbide & Flat	With

Metric							
Code No.	Range	Accuracy	Graduation	Spindle Dia.	Spindle Lock	Measuring Face	Clamp Nut
169-92-6	0-25mm	0.004mm	0.01mm	Ø6.5mm	With	Carbide & Flat	With



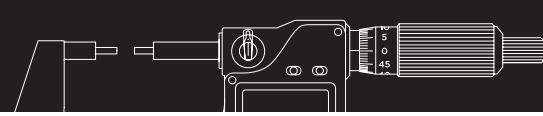
Inch							
Code No.	Range	Accuracy	Graduation	Spindle Dia.	Spindle Lock	Measuring Face	Clamp Nut
169-93-1	0-2"	±0.001"	.001"	Ø .256"	With	Carbide & Flat	W/O

Metric							
Code No.	Range	Accuracy	Graduation	Spindle Dia.	Spindle Lock	Measuring Face	Clamp Nut
169-93-0	0-50mm	0.004mm	0.01mm	Ø6.5mm	With	Carbide & Flat	W/O

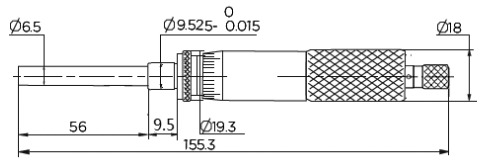


Inch							
Code No.	Range	Accuracy	Graduation	Spindle Dia.	Spindle Lock	Measuring Face	Clamp Nut
169-93-3	0-2"	±0.001"	.001"	Ø .256"	With	Carbide & Flat	With

Metric							
Code No.	Range	Accuracy	Graduation	Spindle Dia.	Spindle Lock	Measuring Face	Clamp Nut
169-93-2	0-50mm	0.004mm	0.01mm	Ø6.5mm	With	Carbide & Flat	With

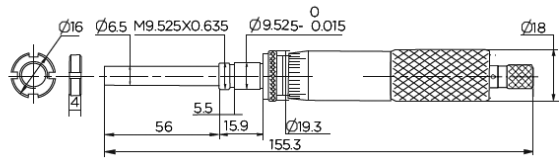


## Micrometer Heads 169 Series



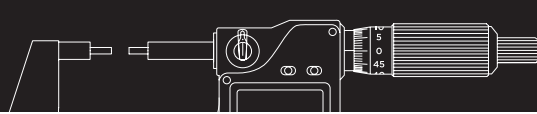
Inch							
Code No.	Range	Accuracy	Graduation	Spindle Dia.	Spindle Lock	Measuring Face	Clamp Nut
169-93-5	0-2"	±0.001"	.001"	Ø .256"	With	Carbide & Flat	W/O

Metric							
Code No.	Range	Accuracy	Graduation	Spindle Dia.	Spindle Lock	Measuring Face	Clamp Nut
169-93-4	0-50mm	0.004mm	0.01mm	Ø6.5mm	With	Carbide & Flat	W/O



Inch							
Code No.	Range	Accuracy	Graduation	Spindle Dia.	Spindle Lock	Measuring Face	Clamp Nut
169-93-7	0-2"	±0.001"	.001"	Ø .256"	With	Carbide & Flat	With

Metric							
Code No.	Range	Accuracy	Graduation	Spindle Dia.	Spindle Lock	Measuring Face	Clamp Nut
169-93-6	0-50mm	0.004mm	0.01mm	Ø6.5mm	With	Carbide & Flat	With



## Depth Micrometers

205 Series



205-04-0



205-04-1

### FEATURES

- Resolution: .00005" / 0.001mm  
Micrometers head accuracy: (0-25mm / 0-1")  
Metric:  $\pm 0.003\text{mm}$   
Inch:  $\pm 0.0001"$
- Measuring inserts accuracy:  
Metric:  $\pm(2+L/75)\ \mu\text{m}$   
Inch:  $\pm[0.001+0.0005(L/3)]"$   
L=Maximum measuring Length (mm) / (inch)
- Ratchet stop

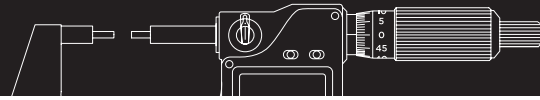
- The integrity of the measurements are maintained throughout the total range of the measuring rods. However the measuring rods must be kept as a set and may not be interchangeable with other depth micrometers sets
- Both flat and spherical depth rod sets are available
- The measurement mode of Absolute or



- Incremental is displayed when turned on
- The battery life is maximized with the automatic On/Off feature
- Inch/Metric conversion
- Support Bluetooth data transmission  
Bluetooth data output: 901-01-5
- Protection level IP65


Flat End	Spherical End	Inch		
Code No.	Code No.	Range	Base Length	Rods
205-02-1	205-52-1	0-2"	63mm	2 pcs
205-04-1	205-54-1	0-4"	63mm	4 pcs
205-06-1	205-56-1	0-6"	63mm	6 pcs
205-12-1	205-62-1	0-12"	63mm	12 pcs
205-04-3	205-54-3	0-4"	101.5mm	4 pcs
205-06-3	205-56-3	0-6"	101.5mm	6 pcs
205-12-3	205-62-3	0-12"	101.5mm	12 pcs

Flat End	Spherical End	Metric		
Code No.	Code No.	Range	Base Length	Rods
205-02-0	205-52-0	0-50mm	63mm	2 pcs
205-04-0	205-54-0	0-100mm	63mm	4 pcs
205-06-0	205-56-0	0-150mm	63mm	6 pcs
205-12-0	205-62-0	0-300mm	63mm	12 pcs
205-04-2	205-54-2	0-100mm	101.5mm	4 pcs
205-06-2	205-56-2	0-150mm	101.5mm	6 pcs
205-12-2	205-62-2	0-300mm	101.5mm	12 pcs



## Depth Micrometers

201 Series



201-04-3

### FEATURES

- Graduation: .001" / 0.01mm
- Micrometers head accuracy: (0-25mm / 0-1")  
Metric:  $\pm 0.003\text{mm}$   
Inch:  $\pm 0.0001"$
- Measuring inserts accuracy:  
Metric:  $\pm(2+L/75)\ \mu\text{m}$   
Inch:  $\pm[0.001+0.0005(L/3)]"$
- The integrity of the measurements are maintained throughout the total range of the measuring rods. However the measuring rods must be kept as a set and may not be interchangeable with other depth micrometers sets
- Both flat and spherical depth rod sets are available
- Ratchet stop

L=Maximum measuring Length (mm) / (inch)

Flat End	Spherical End	Inch	Run Through Interchangeable Rods	
Code No.	Code No.	Range	Base Length	Rods
201-02-1	201-52-1	0-2"	63mm	2 pcs
201-04-1	201-54-1	0-4"	63mm	4 pcs
201-06-1	201-56-1	0-6"	63mm	6 pcs
201-12-1	201-62-1	0-12"	63mm	12 pcs
201-04-3	201-54-3	0-4"	101.5mm	4 pcs
201-06-3	201-56-3	0-6"	101.5mm	6 pcs
201-12-3	201-62-3	0-12"	101.5mm	12 pcs

Flat End	Spherical End	Inch	Half Base	Rods
Code No.	Code No.	Range	Base Length	Rods
201-04-7	-	0-4"	57mm	4 pcs
201-06-7	-	0-6"	57mm	6 pcs

Flat End	Spherical End	Metric	Run Through Interchangeable Rods	
Code No.	Code No.	Range	Base Length	Rods
201-02-0	201-52-0	0-50mm	63mm	2 pcs
201-04-0	201-54-0	0-100mm	63mm	4 pcs
201-06-0	201-56-0	0-150mm	63mm	6 pcs
201-12-0	201-62-0	0-300mm	63mm	12 pcs
201-04-2	201-54-2	0-100mm	101.5mm	4 pcs
201-06-2	201-56-2	0-150mm	101.5mm	6 pcs
201-12-2	201-62-2	0-300mm	101.5mm	12 pcs

Flat End	Spherical End	Metric	Half Base	Rods
Code No.	Code No.	Range	Base Length	Rods
201-04-6	-	0-100mm	57mm	4 pcs
201-06-6	-	0-150mm	57mm	6 pcs



## Micrometer Standards

110 Series



110-11-1



110-08-1



110-06-1

### FEATURES

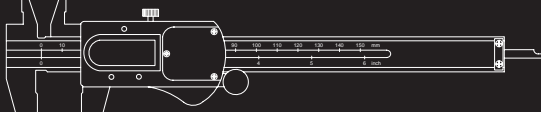
- Used for zero point setting of outside micrometers
- Heat insulating handle to prevent heat expansion due to body temperature
- Flat measuring face for up to 11"/275mm size standards Spherical measuring face for over 12"/300mm size standards

Inch			
Code No.	Size	Accuracy	Diameter
110-01-1	1"	±.00005"	Ø7mm
110-02-1	2"	±.0001"	Ø7mm
110-03-1	3"	±.0001"	Ø7mm
110-04-1	4"	±.0001"	Ø8mm
110-05-1	5"	±.00015"	Ø8mm
110-06-1	6"	±.00015"	Ø8mm
110-07-1	7"	±.00015"	Ø8mm
110-08-1	8"	±.00015"	Ø8mm
110-09-1	9"	±.00020"	Ø8mm
110-10-1	10"	±.00020"	Ø8mm
110-11-1	11"	±.00020"	Ø8mm
110-12-1	12"	±.00025"	Ø16mm
110-13-1	13"	±.00025"	Ø16mm
110-14-1	14"	±.00025"	Ø16mm
110-15-1	15"	±.00025"	Ø16mm
110-16-1	16"	±.00025"	Ø16mm
110-17-1	17"	±.00025"	Ø16mm
110-18-1	18"	±.00025"	Ø16mm
110-19-1	19"	±.00030"	Ø16mm
110-20-1	20"	±.00030"	Ø16mm
110-21-1	21"	±.00030"	Ø16mm
110-22-1	23"	±.00030"	Ø16mm
110-23-1	25"	±.00030"	Ø16mm
110-24-1	27"	±.00035"	Ø16mm
110-25-1	29"	±.00035"	Ø16mm
110-26-1	31"	±.00035"	Ø16mm
110-27-1	33"	±.00035"	Ø16mm
110-28-1	35"	±.00035"	Ø16mm
110-29-1	37"	±.00035"	Ø16mm

Metric			
Code No.	Size	Accuracy	Diameter
110-01-0	25mm	±0.0012mm	Ø7mm
110-02-0	50mm	±0.0012mm	Ø7mm
110-03-0	75mm	±0.0015mm	Ø7mm
110-04-0	100mm	±0.0020mm	Ø8mm
110-05-0	125mm	±0.0025mm	Ø8mm
110-06-0	150mm	±0.0025mm	Ø8mm
110-07-0	175mm	±0.0025mm	Ø8mm
110-08-0	200mm	±0.0035mm	Ø8mm
110-09-0	225mm	±0.0035mm	Ø8mm
110-10-0	250mm	±0.0035mm	Ø8mm
110-11-0	275mm	±0.0040mm	Ø8mm
110-12-0	300mm	±0.0040mm	Ø16mm
110-13-0	325mm	±0.0045mm	Ø16mm
110-14-0	350mm	±0.0045mm	Ø16mm
110-15-0	375mm	±0.0045mm	Ø16mm
110-16-0	400mm	±0.0045mm	Ø16mm
110-17-0	425mm	±0.0050mm	Ø16mm
110-18-0	450mm	±0.0050mm	Ø16mm
110-19-0	475mm	±0.0050mm	Ø16mm
110-20-0	500mm	±0.0050mm	Ø16mm
110-21-0	525mm	±0.0055mm	Ø16mm
110-22-0	575mm	±0.0055mm	Ø16mm
110-23-0	625mm	±0.0055mm	Ø16mm
110-24-0	675mm	±0.0065mm	Ø16mm
110-25-0	725mm	±0.0065mm	Ø16mm
110-26-0	775mm	±0.0065mm	Ø16mm
110-27-0	825mm	±0.0075mm	Ø16mm
110-28-0	875mm	±0.0075mm	Ø16mm
110-29-0	925mm	±0.0075mm	Ø16mm
110-30-0	975mm	±0.0075mm	Ø16mm
110-31-0	1050mm	±0.0090mm	Ø23mm
110-32-0	1150mm	±0.0090mm	Ø23mm
110-33-0	1250mm	±0.0090mm	Ø23mm
110-34-0	1350mm	±0.0105mm	Ø23mm
110-35-0	1450mm	±0.0105mm	Ø23mm
110-36-0	1550mm	±0.0105mm	Ø23mm
110-37-0	1650mm	±0.0125mm	Ø23mm
110-38-0	1750mm	±0.0125mm	Ø23mm
110-39-0	1850mm	±0.0125mm	Ø23mm
110-40-0	1950mm	±0.0125mm	Ø23mm

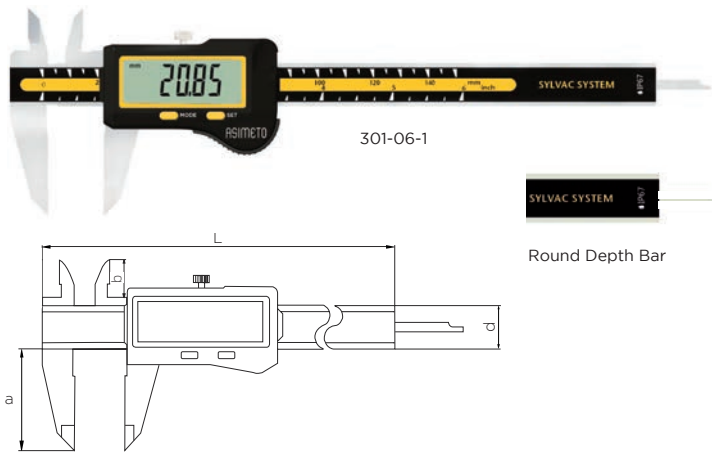
# Calipers

95	IP67 Digital Calipers	111	Digital Welding Fillet Gauges
96	IP67 Big Screen Digital Calipers	112	Digital Chamfering Calipers
96	Big Screen Digital Calipers	112	Digital Gauges With Single Wide Measuring Face
97	Absolute Big Screen Digital Calipers	113	Welding Fillet Gauges
98	Digital Calipers (Four Buttons)	113	Mini-Type 3-Purpose Digital Calipers
98	Absolute Digital Calipers	114	Special Jaws Digital Calipers
99	Digital Calipers (Three Buttons)	114	Hook Type Digital Calipers
99	Digital Calipers With Carbide Tipped Measuring Faces	115	Digital Scales
100	Digital Calipers With Pointed Jaws	117	Dial Calipers
100	Carbon Fiber Digital Calipers	118	Vernier Calipers
101	IP65 Carbon Fiber Digital Calipers	120	Long Jaw Vernier Calipers
102	ABS Heavy Duty Digital Calipers	122	Heavy Duty Vernier Calipers With Upper Knife-Edge
103	Heavy Duty Digital Calipers	124	Heavy Duty Vernier Calipers
105	Heavy Duty Digital Calipers With Inside Measuring Jaws	126	Circle Vernier Calipers
105	Heavy Duty Digital Calipers With Standard Jaws	126	T Form Marking Calipers
106	ABS Digital Calipers For Outside/Inside Grooves	126	Marking Calipers
107	Center Distance Digital Calipers	126	Measuring Gauges
107	ABS Digital Tube Calipers	127	Interchangeable Anvil Dial Caliper Gauges
108	Multi-Function Digital Calipers	127	Internal Caliper Gauges
109	Universal Digital Calipers With Exchangeable Measuring Points	128	Internal Dial Caliper Gauges
110	Digital Calipers With Adjustable Measuring Jaw	130	External Caliper Gauges
110	Digital Gear Tooth Calipers	133	Tool Kits
111	Gear Tooth Calipers		



## IP67 Digital Calipers - SYLVAC SYSTEM

301 Series



### FEATURES

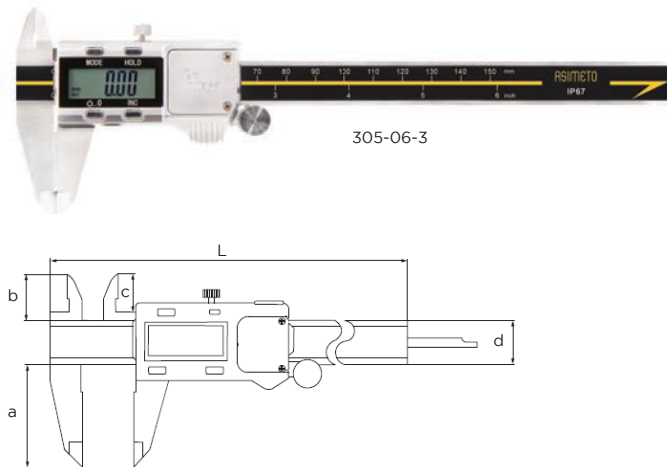
- Resolution: .0005" / 0.01mm
- Inch/Metric conversion
- Auto power Off
- Sylvac system
- Protection level IP67



Code No.	Inch		Metric		Remark	Dimensions			
	Range	Accuracy	Range	Accuracy		L	a	b	d
301-O6-1	0-6"	±.001"	0-150mm	±0.02mm		234.5mm	40mm	16mm	16mm
301-O6-3	0-6"	±.001"	0-150mm	±0.02mm	Round Depth Bar Ø1.5mm	234.5mm	40mm	16mm	16mm
301-O8-1	0-8"	±.0015"	0-200mm	±0.03mm		290.5mm	50mm	19mm	16mm
301-12-1	0-12"	±.0015"	0-300mm	±0.03mm		388mm	64mm	19mm	16mm

## IP67 Digital Calipers

305 Series



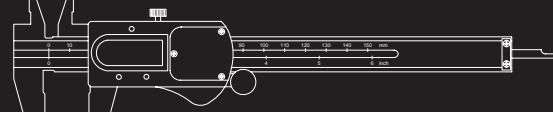
### FEATURES

- Resolution: .0005" / 0.01mm
- Metal housing, strong and durable
- Hold function for easy reading
- Inch/Metric conversion
- Auto power On/Off
- With Thumb Wheel
- Protection level IP67



Code No.	Inch		Metric		Dimensions				
	Range	Accuracy	Range	Accuracy	L	a	b	c	d
305-O6-3	0-6"	±.001"	0-150mm	±0.02mm	236mm	40mm	21mm	16.5mm	16mm
305-O8-3	0-8"	±.0015"	0-200mm	±0.03mm	286mm	50mm	24mm	19.5mm	16mm
305-12-3	0-12"	±.0015"	0-300mm	±0.03mm	400mm	60mm	25mm	20.5mm	16mm





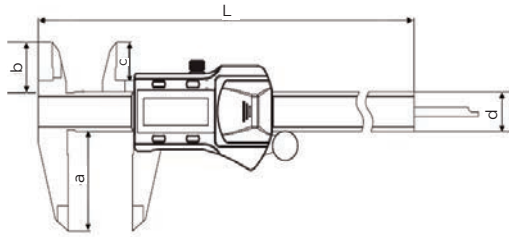
## IP67 Digital Calipers

305 Series

**NEW**



305-06-1



### FEATURES


- Resolution: .0005" / 0.01mm
- Plastic housing
- Hold function for easy reading
- Inch/Metric conversion
- Auto power On/Off
- With Thumb Wheel
- Protection level IP67



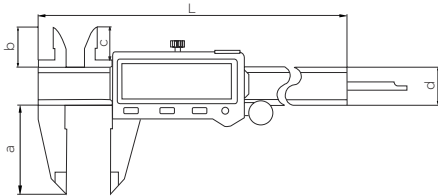
Code No.	Inch	Accuracy	Metric	Accuracy	Dimensions				
	Range		Range		L	a	b	c	d
305-06-1	0-6"	±.001"	0-150mm	±0.02mm	236mm	40mm	21mm	16.5mm	16mm
305-08-1	0-8"	±.0015"	0-200mm	±0.03mm	286mm	50mm	24mm	19.5mm	16mm
305-12-1	0-12"	±.0015"	0-300mm	±0.03mm	400mm	60mm	25mm	20.5mm	16mm

## IP67 Big Screen Digital Calipers

305 Series



305-06-5

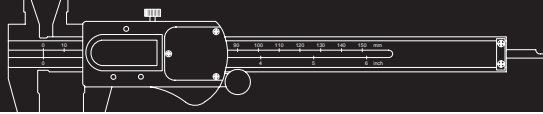


### FEATURES

- Resolution: .0005" / 0.01mm
- Large screen: (53.5 x 15.5mm) LCD display area
- Auto power Off, extend battery life
- Inch/Metric conversion
- Memory function: Keep the reading even after the display is turned off
- Protection level IP67

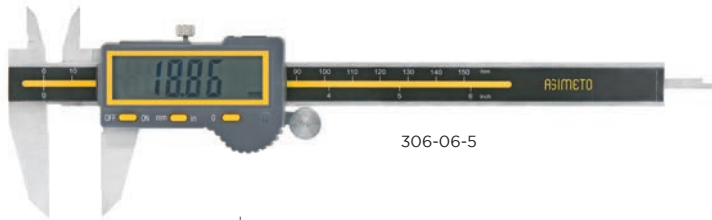


With Thumb Wheel	Without Thumb Wheel	Inch		Metric		Dimensions				
Code No.	Code No.	Range	Accuracy	Range	Accuracy	L	a	b	c	d
305-06-5	305-06-6	0-6"	±.001"	0-150mm	±0.02mm	236mm	40mm	21mm	16.5mm	16mm
305-08-5	305-08-6	0-8"	±.0015"	0-200mm	±0.03mm	286mm	50mm	24mm	19.5mm	16mm
305-12-5	305-12-6	0-12"	±.0015"	0-300mm	±0.03mm	400mm	60mm	25mm	20.5mm	16mm

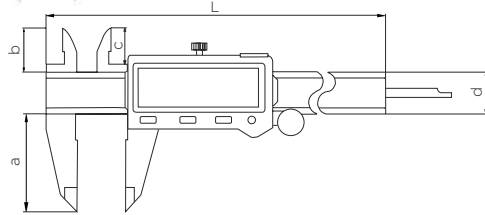


## Big Screen Digital Calipers

306 Series



306-06-5



### FEATURES

- Resolution: .0005" / 0.01mm
- Large screen: (53.5 x 15.5mm) LCD display area
- Auto power Off, extend battery life
- Inch/Metric conversion
- Memory function: Keep the reading even after the display is turned off




### Incremental Type

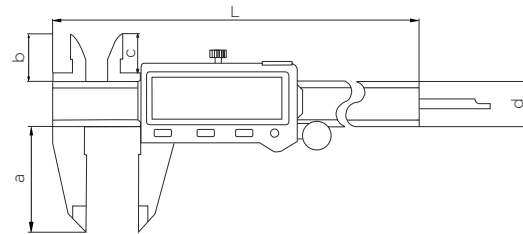
With Thumb Wheel	Without Thumb Wheel	Inch	Metric	Dimensions						
Code No.	Code No.	Range	Accuracy	Range	Accuracy	L	a	b	c	d
306-06-5	306-06-6	0-6"	±.001"	0-150mm	±0.02mm	236mm	40mm	21mm	16.5mm	16mm
306-08-5	306-08-6	0-8"	±.0015"	0-200mm	±0.03mm	286mm	50mm	24mm	19.5mm	16mm
306-12-5	306-12-6	0-12"	±.0015"	0-300mm	±0.03mm	400mm	60mm	25mm	20.5mm	16mm

## Absolute Big Screen Digital Calipers

306 Series



306-06-3

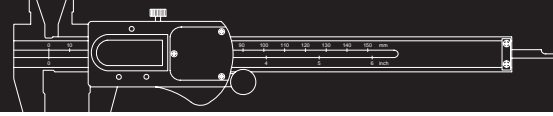


### FEATURES

- Resolution: .0005" / 0.01mm
- Large screen: (53.5 x 15.5mm) LCD display area
- The caliper will be ready for measurements as soon as it is switched on with the LCD screen displaying the actual slider position. There is no need to set the zero position each time the caliper is used as the origin setting is retained even when the caliper is switched off
- Absolute system delivers reliable measurement
- Inch/Metric conversion
- A thumb wheel is provided for easy use
- Cable data output: 900-05-4/5
- Wireless data output: Transmitting device: 901-00-4/6 Receiver device: 901-00-3
- Bluetooth data output: 901-01-2/4


### Absolute Type

With Thumb Wheel	Without Thumb Wheel	Inch	Metric	Dimensions						
Code No.	Code No.	Range	Accuracy	Range	Accuracy	L	a	b	c	d
306-06-3	306-06-4	0-6"	±.001"	0-150mm	±0.02mm	236mm	40mm	21mm	16.5mm	16mm
306-08-3	306-08-4	0-8"	±.0015"	0-200mm	±0.03mm	286mm	50mm	24mm	19.5mm	16mm
306-12-3	306-12-4	0-12"	±.0015"	0-300mm	±0.03mm	400mm	60mm	25mm	20.5mm	16mm

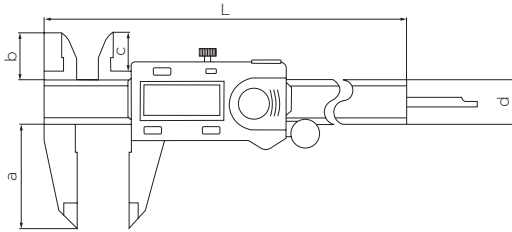


## Digital Calipers (Four Buttons)

307 Series



307-06-5



### FEATURES

- Resolution: .0005" / 0.01mm
- The origin position is retained through the On/Off cycle
- Inch/Metric conversion



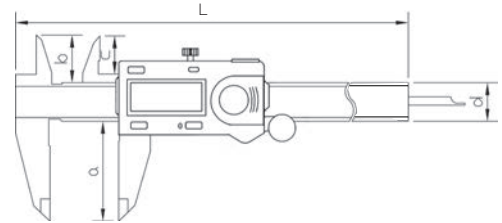
With Thumb Wheel	Without Thumb Wheel	Inch		Metric		Dimensions				
Code No.	Code No.	Range	Accuracy	Range	Accuracy	L	a	b	c	d
307-04-5	307-04-4	0-4"	±.001"	0-100mm	±0.02mm	186mm	40mm	21mm	16.5mm	16mm
307-06-5	307-06-4	0-6"	±.001"	0-150mm	±0.02mm	236mm	40mm	21mm	16.5mm	16mm
307-08-5	307-08-4	0-8"	±.0015"	0-200mm	±0.03mm	286mm	50mm	24mm	19.5mm	16mm
307-12-5	307-12-4	0-12"	±.0015"	0-300mm	±0.03mm	400mm	60mm	25mm	20.5mm	16mm

## Absolute Digital Calipers

307 Series



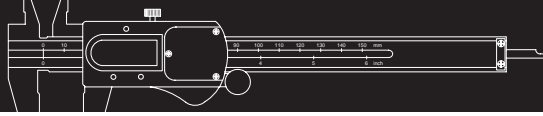
307-56-3



### FEATURES


- Resolution: .0005" / 0.01mm
- The caliper will be ready for measurements as soon as it is switched on with the LCD screen displaying the actual slider position. There is no need to set the zero position each time the caliper is used as the origin setting is retained even when the caliper is switched off
- Absolute system delivers reliable measurement
- Inch/Metric conversion
- A thumb wheel is provided for easy use
- Cable data output: 900-05-4/5
- Wireless data output:
  - Transmitting device: 901-00-4/6
  - Receiver device: 901-00-3
- Bluetooth data output: 901-01-2/4

With Thumb Wheel	Without Thumb Wheel	Inch		Metric		Dimensions				
Code No.	Code No.	Range	Accuracy	Range	Accuracy	L	a	b	c	d
307-56-3	307-56-2	0-6"	±.001"	0-150mm	±0.02mm	236mm	40mm	21mm	16.5mm	16mm
307-58-3	307-58-2	0-8"	±.0015"	0-200mm	±0.03mm	286mm	50mm	24mm	19.5mm	16mm
307-62-3	307-62-2	0-12"	±.0015"	0-300mm	±0.03mm	400mm	60mm	25mm	20.5mm	16mm



## Digital Calipers (Three Buttons)

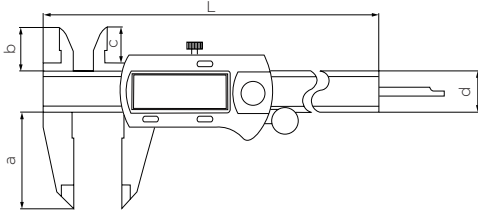
307 Series



307-26-1

### FEATURES


- Resolution: .0005" / 0.01mm
- The origin position is retained through the On/Off cycle
- Inch/Metric conversion



With Thumb Wheel		Without Thumb Wheel		Inch		Metric		Dimensions		
Code No.	Code No.	Range	Accuracy	Range	Accuracy	L	a	b	c	d
307-26-1	307-26-0	0-6"	±.001"	0-150mm	±0.02mm	236mm	40mm	21mm	16.5mm	16mm
307-28-1	307-28-0	0-8"	±.0015"	0-200mm	±0.03mm	286mm	50mm	24mm	19.5mm	16mm
307-32-1	307-32-0	0-12"	±.0015"	0-300mm	±0.03mm	400mm	60mm	25mm	20.5mm	16mm

## Digital Calipers With Carbide Tipped Measuring Faces

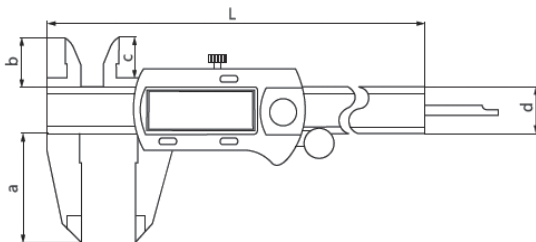
307 Series



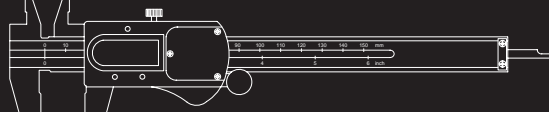
307-26-3

### FEATURES

- Carbide tipped jaws for inside and outside measurement
- Resolution: .0005" / 0.01mm
- The origin position is retained through the On/Off cycle
- Inch/Metric conversion
- Made of hardened stainless steel




Inch		Metric		Dimensions					
Code No.	Range	Accuracy	Range	Accuracy	L	a	b	c	d
307-26-3	0-6"	±.001"	0-150mm	±0.02mm	236mm	40mm	21mm	16.5mm	16mm
307-28-3	0-8"	±.0015"	0-200mm	±0.03mm	286mm	50mm	24mm	19.5mm	16mm
307-32-3	0-12"	±.0015"	0-300mm	±0.03mm	400mm	60mm	26mm	21.5mm	16mm



## Digital Calipers With Pointed Jaws

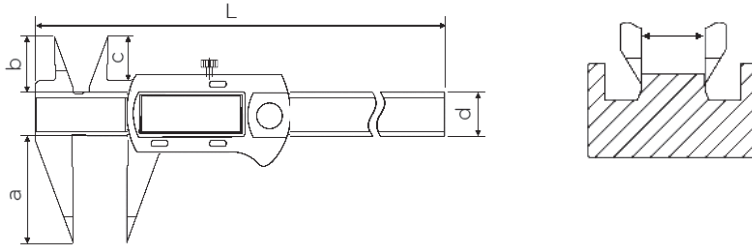
317 Series



317-16-0

### FEATURES

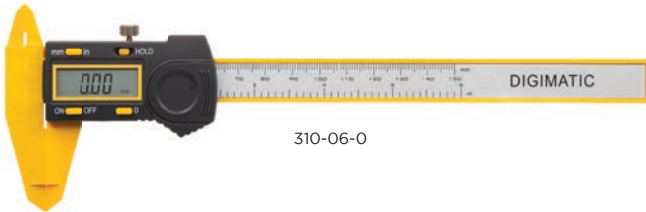
- Pointed jaws fit into small grooves and recesses
- Resolution: .0005" / 0.01 mm
- Buttons: On/Off, Zero, mm/inch
- Made of stainless steel



Code No.	Inch		Metric		Dimensions				
	Range	Accuracy	Range	Accuracy	L	a	b	c	d
317-16-0	0-6"	±.003"	0-150mm	±0.04mm	236mm	40mm	21mm	16.5mm	16mm
317-18-0	0-8"	±.003"	0-200mm	±0.04mm	286mm	50mm	24mm	19.5mm	16mm
317-22-0	0-12"	±.004"	0-300mm	±0.05mm	400mm	60mm	25mm	21.5mm	16mm

## Carbon Fiber Digital Calipers

310 Series



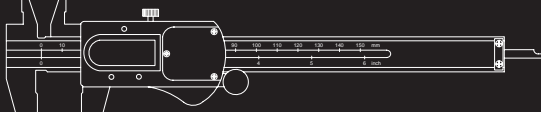
310-06-0

### FEATURES

- Resolution: 0.01mm / .0005"
- Made of hard plastic, non-magnetic and non electric conductive
- Prevent workpieces from scratching by calipers




Code No.	Inch		Metric		Dimensions				
	Range	Accuracy	Range	Accuracy	L	a	b	c	d
310-06-0	0-6"	±.01"	0-150mm	±0.1mm	236mm	40mm	20mm	15.5mm	16mm

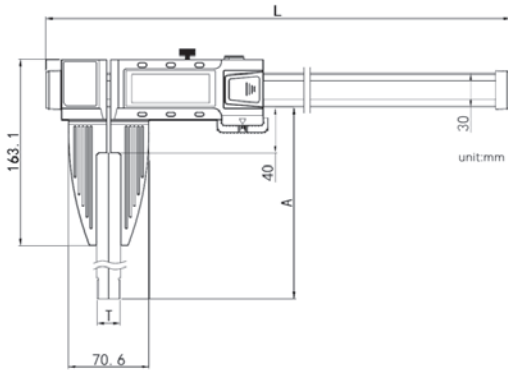


## IP65 Carbon Fiber Digital Calipers

316 Series



316-24-1

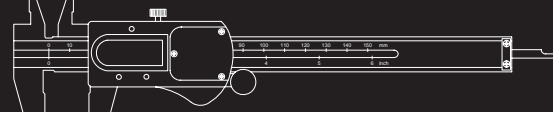


### FEATURES

- Resolution: .0005"/0.01mm
- Protection level IP65, ensure the caliper can work reliably in hard environment
- SPC data output
- Built in wireless transmission
- Round measuring faces
- SET function
- Main frame is made of carbon fiber

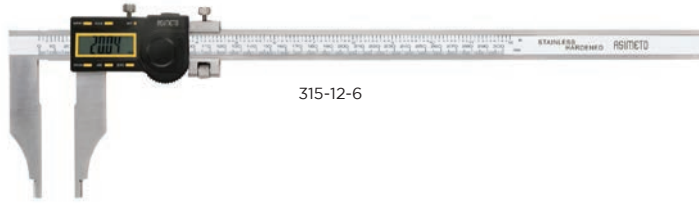


Code No.	Inch		Metric			Dimensions			
	Range	Resolution	Accuracy	Range	Resolution	Accuracy	Jaw Length (A)	T	L
316-24-1	0-24"	.0005"	±.002"	0-600mm	0.01mm	0.05mm	138mm	20mm(.8")	826mm
316-24-2	0-24"	.0005"	±.003"	0-600mm	0.01mm	0.07mm	200mm	20mm(.8")	1226mm
316-24-3	0-24"	.0005"	±.004"	0-600mm	0.01mm	0.10mm	300mm	20mm(.8")	1226mm
316-40-1	0-40"	.0005"	±.0025"	0-1000mm	0.01mm	0.06mm	138mm	20mm(.8")	1226mm
316-40-2	0-40"	.0005"	±.004"	0-1000mm	0.01mm	0.10mm	200mm	20mm(.8")	1226mm
316-40-3	0-40"	.0005"	±.0055"	0-1000mm	0.01mm	0.13mm	300mm	20mm(.8")	1736mm
316-40-4	0-40"	.0005"	±.008"	0-1000mm	0.01mm	0.20mm	500mm	20mm(.8")	1736mm
316-60-2	0-60"	.0005"	±.0055"	0-1500mm	0.01mm	0.13mm	200mm	20mm(.8")	1736mm
316-60-3	0-60"	.0005"	±.007"	0-1500mm	0.01mm	0.17mm	300mm	20mm(.8")	2246mm
316-60-4	0-60"	.0005"	±.012"	0-1500mm	0.01mm	0.30mm	500mm	20mm(.8")	2246mm
316-80-2	0-80"	.0005"	±.007"	0-2000mm	0.01mm	0.17mm	200mm	20mm(.8")	2246mm
316-80-3	0-80"	.0005"	±.008"	0-2000mm	0.01mm	0.20mm	300mm	20mm(.8")	2246mm
316-80-4	0-80"	.0005"	±.014"	0-2000mm	0.01mm	0.35mm	500mm	20mm(.8")	2246mm

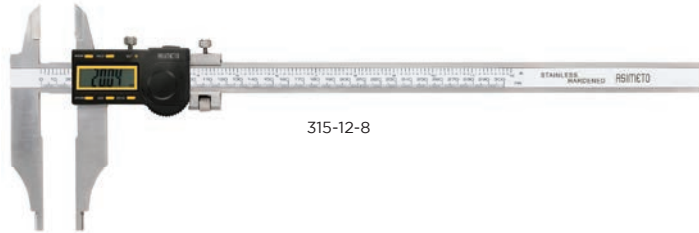


## ABS Heavy Duty Digital Calipers

315 Series



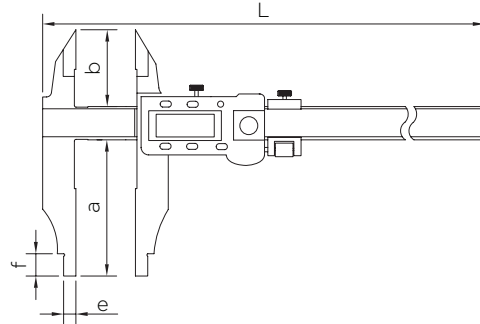
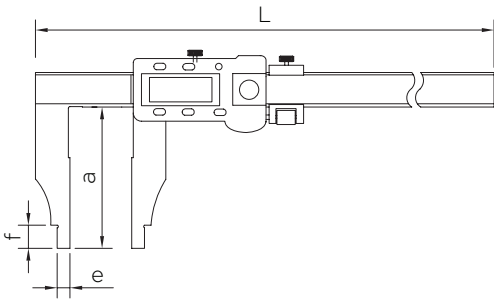
315-12-6



315-12-8

### FEATURES

- Resolution: .0005" / 0.01mm
- Designed with fine adjustment to allow precise movement of the slider
- Internal measurement jaws are rounded to provide accurate measurement of internal diameters
- Minimum internal diameter measurement capability of 20mm
- Inch/Metric conversion
- Zero setting at any position
- Models are available with or without upper jaws
- Absolute delivery reliable measurement
- Cable data output: 900-05-4/5
- Wireless data output:
  - Transmitting Device: 901-00-4/6
  - Receiver Device: 901-00-3
- Bluetooth data output: 901-01-2/4

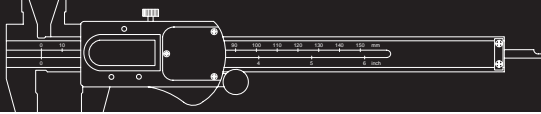


### Without Upper Jaws

Inch		Metric			Dimensions							
Code No.	Range	Resolution	Accuracy	Range	Resolution	Accuracy	Jaw Length	L	a	d	e	f
315-12-6	0-12"	.0005"	±.0015"	0-300mm	0.01mm	±0.04mm	90mm	470mm	90mm	20mm	5mm	18mm
315-20-6	0-20"	.0005"	±.002"	0-500mm	0.01mm	±0.05mm	150mm	680mm	150mm	24mm	10mm	18mm
315-24-6	0-24"	.0005"	±.002"	0-600mm	0.01mm	±0.05mm	100mm	730mm	100mm	24mm	10mm	18mm
315-32-6	0-32"	.0005"	±.003"	0-800mm	0.01mm	±0.07mm	150mm	1030mm	150mm	30mm	10mm	25mm
315-40-6	0-40"	.0005"	±.003"	0-1000mm	0.01mm	±0.07mm	150mm	1230mm	150mm	30mm	10mm	25mm


### With Upper Jaws

Inch		Metric			Dimensions							
Code No.	Range	Resolution	Accuracy	Range	Resolution	Accuracy	Jaw Length	L	a	d	e	f
315-12-8	0-12"	.0005"	±.0015"	0-300mm	0.01mm	±0.04mm	90mm	470mm	90mm	20mm	5mm	18mm
315-20-8	0-20"	.0005"	±.002"	0-500mm	0.01mm	±0.05mm	150mm	680mm	150mm	24mm	10mm	18mm
315-32-8	0-32"	.0005"	±.003"	0-800mm	0.01mm	±0.07mm	150mm	1030mm	150mm	30mm	10mm	25mm
315-40-8	0-40"	.0005"	±.003"	0-1000mm	0.01mm	±0.07mm	150mm	1230mm	150mm	30mm	10mm	25mm



## Heavy Duty Digital Calipers

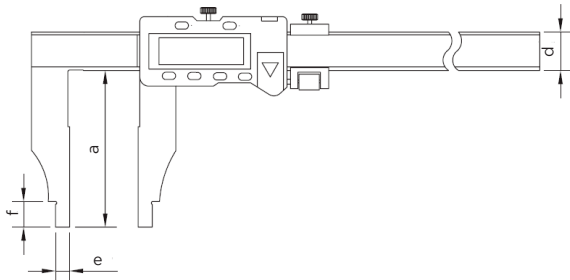
319 Series



319-12-0

### FEATURES

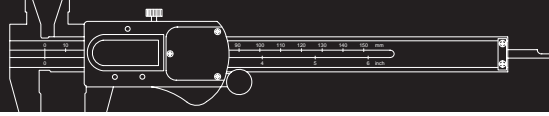
- Resolution: .0005" / 0.01mm
- Designed with fine adjustment to allow precise movement of the slider
- Internal measurement jaws are rounded to provide accurate measurement of internal diameters
- Inch/Metric conversion
- Zero setting at any position
- Models are available with or without upper jaws



### Without Upper Jaws

Inch				Metric			Dimensions			
Code No .	Range	Resolution	Accuracy	Range	Resolution	Accuracy	Jaw Length(a)	d	e	f
319-12-0	0-12"	.0005"	±.002"	0-300mm	0.01mm	±0.04mm	75mm	17 mm	10mm	12mm
319-12-1	0-12"	.0005"	±.002"	0-300mm	0.01mm	±0.04mm	100mm	24mm	10mm	18mm
319-12-2	0-12"	.0005"	±.002"	0-300mm	0.01mm	±0.05mm	150mm	24mm	10mm	18mm
319-20-1	0-20"	.0005"	±.002"	0-500mm	0.01mm	±0.05mm	100mm	31mm	10mm	24mm
319-20-2	0-20"	.0005"	±.002"	0-500mm	0.01mm	±0.05mm	150mm	31mm	10mm	24mm
319-20-3	0-20"	.0005"	±.0025"	0-500mm	0.01mm	±0.06mm	200mm	31mm	10mm	24mm
319-20-4	0-20"	.0005"	±.0025"	0-500mm	0.01mm	±0.06mm	250mm	31mm	10mm	24mm
319-20-5	0-20"	.0005"	±.003"	0-500mm	0.01mm	±0.07mm	300mm	31mm	10mm	24mm
319-24-1	0-24"	.0005"	±.002"	0-600mm	0.01mm	±0.05mm	100mm	31mm	10mm	24mm
319-24-2	0-24"	.0005"	±.002"	0-600mm	0.01mm	±0.05mm	150mm	31mm	10mm	24mm
319-24-3	0-24"	.0005"	±.0025"	0-600mm	0.01mm	±0.06mm	200mm	31mm	10mm	24mm
319-24-4	0-24"	.0005"	±.0025"	0-600mm	0.01mm	±0.06mm	250mm	31mm	10mm	24mm
319-24-5	0-24"	.0005"	±.003"	0-600mm	0.01mm	±0.08mm	300mm	31mm	10mm	24mm
319-32-2	0-32"	.0005"	±.003"	0-800mm	0.01mm	±0.08mm	150mm	31mm	10mm	24mm
319-32-3	0-32"	.0005"	±.003"	0-800mm	0.01mm	±0.08mm	200mm	31mm	10mm	24mm
319-32-4	0-32"	.0005"	±.004"	0-800mm	0.01mm	±0.10mm	250mm	31mm	10mm	24mm
319-32-5	0-32"	.0005"	±.004"	0-800mm	0.01mm	±0.10mm	300mm	31mm	10mm	24mm
319-40-2	0-40"	.0005"	±.003"	0-1000mm	0.01mm	±0.08mm	150mm	31mm	10mm	24mm
319-40-3	0-40"	.0005"	±.003"	0-1000mm	0.01mm	±0.08mm	200mm	31mm	10mm	24mm
319-40-4	0-40"	.0005"	±.004"	0-1000mm	0.01mm	±0.10mm	250mm	42mm	10mm	24mm
319-40-5	0-40"	.0005"	±.004"	0-1000mm	0.01mm	±0.10mm	300mm	42mm	10mm	24mm
319-60-3	0-60"	.0005"	±.005"	0-1500mm	0.01mm	±0.12mm	200mm	31mm	10mm	24mm
319-80-3	0-80"	.0005"	±.005"	0-2000mm	0.01mm	±0.12mm	200mm	31mm	10mm	24mm





## Heavy Duty Digital Calipers

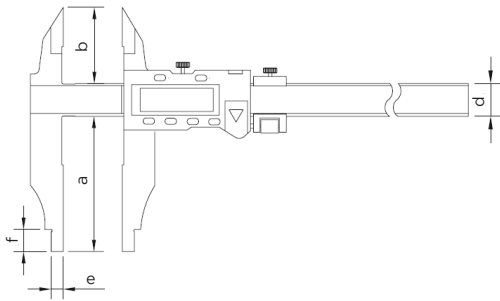
319 Series



319-12-6

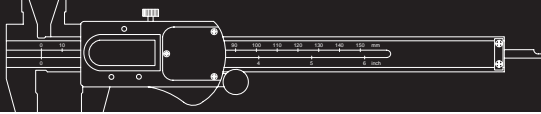
### FEATURES

- Resolution: .0005" / 0.01mm
- Designed with fine adjustment to allow precise movement of the slider
- Internal measurement jaws are rounded to provide accurate measurement of internal diameters
- Inch/Metric conversion
- Zero setting at any position



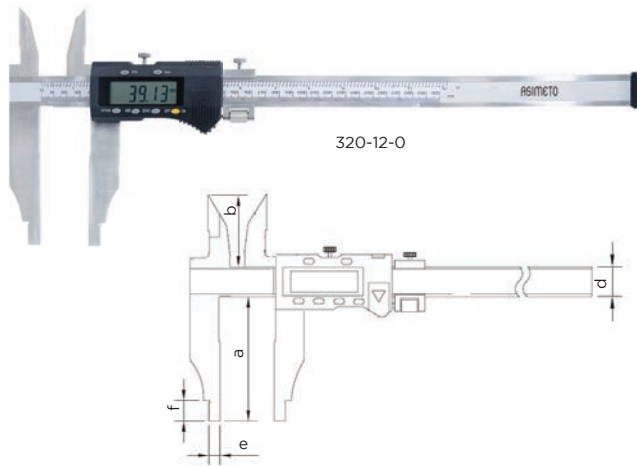
### With Upper Jaws

Code No.	Inch			Metric			Dimensions				
	Range	Resolution	Accuracy	Range	Resolution	Accuracy	Jaw Length (a)	b	d	e	f
319-12-6	0-12"	.0005"	±.002"	0-300mm	0.01mm	±0.04mm	90mm	45mm	24mm	10mm	18mm
319-20-6	0-20"	.0005"	±.002"	0-500mm	0.01mm	±0.05mm	100mm	56mm	24mm	10mm	18mm
319-20-7	0-20"	.0005"	±.002"	0-500mm	0.01mm	±0.05mm	150mm	56mm	24mm	10mm	18mm
319-24-6	0-24"	.0005"	±.002"	0-600mm	0.01mm	±0.05mm	100mm	56mm	24mm	10mm	18mm
319-24-7	0-24"	.0005"	±.0025"	0-600mm	0.01mm	±0.06mm	150mm	56mm	24mm	10mm	18mm
319-32-6	0-32"	.0005"	±.003"	0-800mm	0.01mm	±0.08mm	150mm	67mm	24mm	10mm	18mm
319-32-7	0-32"	.0005"	±.003"	0-800mm	0.01mm	±0.08mm	200mm	67mm	24mm	10mm	18mm
319-40-6	0-40"	.0005"	±.003"	0-1000mm	0.01mm	±0.08mm	150mm	67mm	24mm	10mm	18mm
319-40-7	0-40"	.0005"	±.003"	0-1000mm	0.01mm	±0.08mm	200mm	67mm	24mm	10mm	18mm



## Heavy Duty Digital Calipers With Inside Measuring Jaws

320 Series



### FEATURES


- Resolution: .0005" / 0.01mm
- Designed with fine adjustment to allow precise movement of the slider
- Nib shaped jaws for ID and OD measurement, carrying upper jaws for ID measurements
- Inch/Metric conversion
- Zero setting at any position



Inch			Metric			Dimensions					
Code No.	Range	Resolution	Accuracy	Range	Resolution	Accuracy	Jaw Length (a)	b	d	e	f
320-12-0	0-12"	.0005"	±.002"	0-300mm	0.01mm	±0.04mm	90mm	42mm	20mm	10mm	12mm
320-20-0	0-20"	.0005"	±.002"	0-500mm	0.01mm	±0.05mm	100mm	60mm	24mm	10mm	18mm
320-24-0	0-24"	.0005"	±.002"	0-600mm	0.01mm	±0.05mm	100mm	60mm	24mm	10mm	18mm
320-32-0	0-32"	.0005"	±.003"	0-800mm	0.01mm	±0.08mm	150mm	60mm	31mm	10mm	24mm
320-40-0	0-40"	.0005"	±.003"	0-1000mm	0.01mm	±0.08mm	150mm	60mm	31mm	10mm	24mm

## Heavy Duty Digital Calipers With Standard Jaws

320 Series

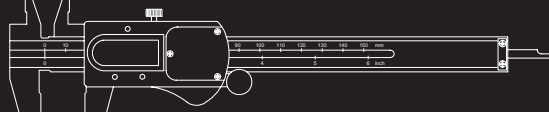


### FEATURES

- Resolution: .0005" / 0.01mm
- Designed with fine adjustment to allow precise movement of the slider
- Nib shaped jaws for ID and OD measurement, carrying upper jaws for ID measurements
- Inch/Metric conversion
- Zero setting at any position



Inch			Metric			Dimensions			
Code No.	Range	Resolution	Accuracy	Range	Resolution	Accuracy	Jaw Length (a)	b	d
320-12-6	0-12"	.0005"	±.002"	0-300mm	0.01mm	±0.04mm	90mm	42mm	20mm
320-20-6	0-20"	.0005"	±.002"	0-500mm	0.01mm	±0.05mm	100mm	45mm	24mm
320-24-6	0-24"	.0005"	±.002"	0-600mm	0.01mm	±0.05mm	100mm	45mm	24mm
320-32-6	0-32"	.0005"	±.003"	0-800mm	0.01mm	±0.08mm	150mm	60mm	31mm
320-40-6	0-40"	.0005"	±.003"	0-1000mm	0.01mm	±0.08mm	150mm	60mm	31mm

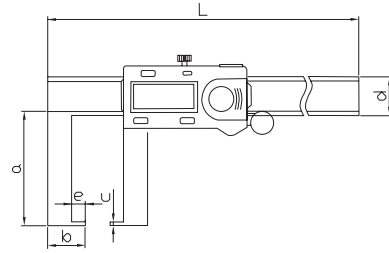


## ABS Digital Calipers For Outside Grooves

309 Series



309-06-3



### FEATURES

- Resolution: .0005" / 0.01mm
- Inch/Metric conversion
- Zero-setting at any position for incremental measurement
- ABS system delivery reliable measurement
- Preset function
- Automatic off to maximize battery life
- Cable data output: 900-05-4/5
- Wireless data output: Receiver Device: 901-00-4/6 Transmitting Device: 901-00-3
- Bluetooth data output: 901-01-2/4

### Outside Grooves

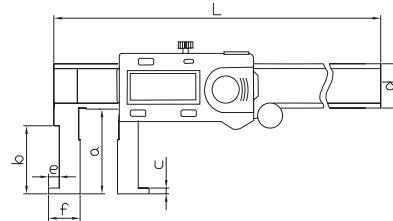
Code No.	Inch		Metric		Dimensions					
	Range	Accuracy	Range	Accuracy	L	a	b	c	d	e
309-06-3	0-6"	±.001"	0-150mm	±0.03mm	250mm	40mm	15mm	1mm	16mm	5mm
309-08-3	0-8"	±.0015"	0-200mm	±0.04mm	300mm	50mm	19mm	1mm	16mm	7mm
309-12-3	0-12"	±.002"	0-300mm	±0.04mm	405mm	60mm	21mm	2mm	16mm	10mm

## ABS Digital Calipers For Inside Grooves

309 Series



309-06-4

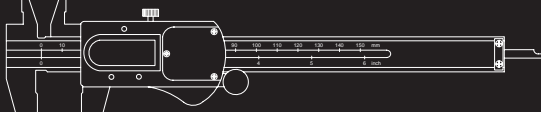


### FEATURES

- Resolution: .0005" / 0.01mm
- Inch/Metric conversion
- Zero-setting at any position for incremental measurement
- ABS system delivery reliable measurement
- Preset function
- Automatic off to maximize battery life
- Cable data output: 900-05-4/5
- Wireless data output: Receiver Device: 901-00-4/6 Transmitting Device: 901-00-3
- Bluetooth data output: 901-01-2/4


### Inside Grooves

Code No.	Inch		Metric		Dimensions						
	Range	Accuracy	Range	Accuracy	L	a	b	c	d	e	f
309-06-4	0-6"	±.001"	0-150mm	±0.03mm	235mm	36mm	29mm	1mm	16mm	4mm	10mm
309-08-4	0-8"	±.0015"	0-200mm	±0.04mm	287mm	46mm	40mm	1.5mm	16mm	5mm	12.5mm
309-12-4	0-12"	±.002"	0-300mm	±0.04mm	390mm	56mm	48mm	1.5mm	16mm	5mm	15mm

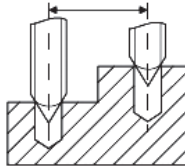
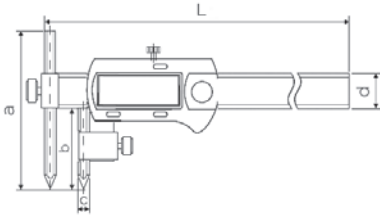


## Center Distance Digital Calipers

314 Series



314-06-0



### FEATURES

- Resolution: .0005" / 0.01mm
- Used for measuring hole C-to-C and E-to-C distances
- Zero-setting at any position, convenient for relative and absolute measure conversion a mm/inch conversion at any position



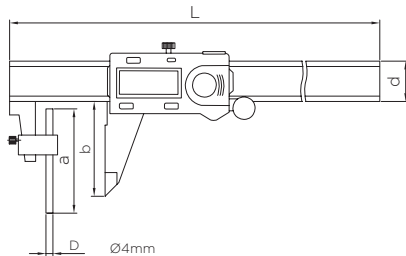
Inch		Metric		Dimensions					
Code No.	Range	Accuracy	Range	Accuracy	L	a	b	c	d
314-06-0	.4-6"	±.002"	10-150mm	±0.05mm	246mm	100mm	60mm	10mm	16mm
314-08-0	.4-8"	±.003"	10-200mm	±0.07mm	295mm	100mm	60mm	10mm	16mm
314-12-0	.4-12"	±.004"	10-300mm	±0.09mm	395mm	100mm	60mm	10mm	16mm
314-20-0	.4-20"	±.004"	10-500mm	±0.09mm	710mm	100mm	45mm	10mm	24mm
314-40-0	.8-40"	±.005"	20-1000mm	±0.13mm	1240mm	125mm	55mm	20mm	31mm

## ABS Digital Tube Calipers

316 Series



316-06-2

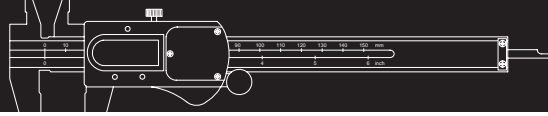


### FEATURES

- Resolution: .0005" / 0.01mm
- The design incorporates a cylindrical stationary jaw on the beam with a normal jaw on the slider and is used for the measurement of tubular wall thicknesses
- Inch/Metric conversion
- Zero-setting at any position
- ABS system delivery reliable measurement
- Cable data output: 900-05-4/5
- Wireless data output:  
Transmitting Device: 901-00-4/6  
Receiver Device: 901-00-3
- Bluetooth data output: 901-01-2/4




Inch		Metric		Dimensions					
Code No.	Range	Accuracy	Range	Accuracy	L	a	b	c	d
316-06-2	0-6"	±.0015"	0-150mm	±0.03mm	250mm	40mm	30mm	16mm	16mm
316-08-2	0-8"	±.0015"	0-200mm	±0.03mm	300mm	50mm	40mm	16mm	16mm
316-12-2	0-12"	±.002"	0-300mm	±0.04mm	400mm	66mm	50mm	16mm	16mm

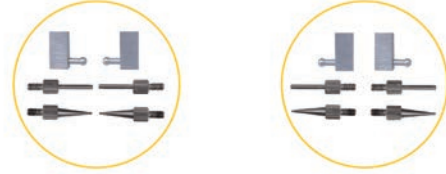


## Multi-function Digital Calipers

318 Series

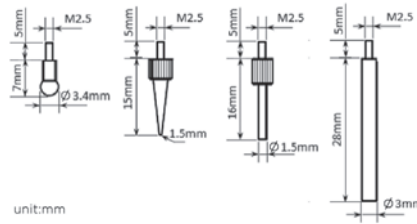
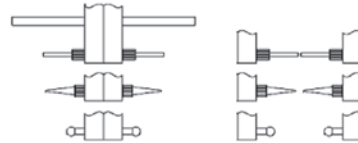
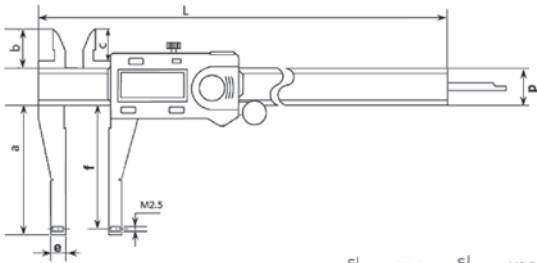


318-06-3



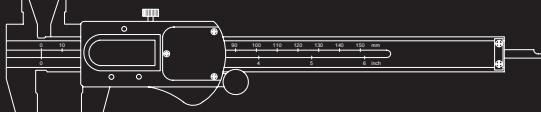
### FEATURES

- Resolution: .0005" / 0.01mm
- ABS system delivery reliable measurement
- With preset value function, the initial value can be set arbitrarily
- Zero-setting at any position for incremental measurement
- Inch/Metric conversion
- With three shape probes
- Cable data output: 900-05-4/5
- Wireless data output:
  - Transmitting Device: 901-00-4 / 6
  - Receiver Device: 901-00-3
  - Bluetooth data output: 901-01-2/4



unit:mm

With Thumb Wheel	Without Thumb Wheel	Inch		Metric		Dimensions						
Code No.	Code No.	Range	Accuracy	Range	Accuracy	L	a	b	c	d	e	f
318-06-3	318-06-2	0-6"	±.001"	0-150mm	±0.03mm	235mm	67.2mm	22.55mm	18mm	16mm	7.5mm	64.2mm
318-08-3	318-08-2	0-8"	±.0015"	0-200mm	±0.03mm	287mm	67.2mm	22.55mm	18mm	16mm	7.5mm	64.2mm
318-12-3	318-12-2	0-12"	±.002"	0-300mm	±0.04mm	390mm	67.2mm	22.55mm	18mm	16mm	7.5mm	64.2mm



## Universal Digital Calipers With Exchangeable Measuring Points

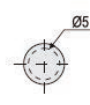
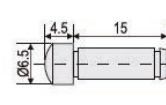
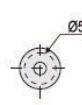
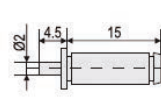
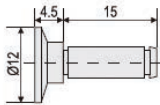
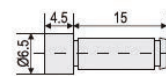
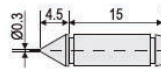
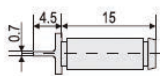
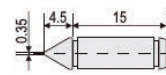
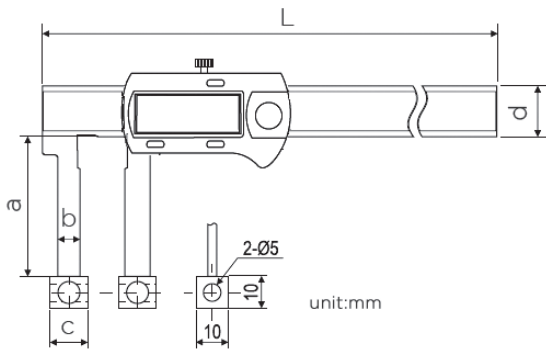
317 Series



317-06-3

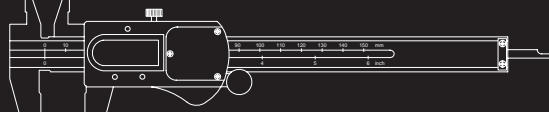
### FEATURES

- Resolution: .0005" / 0.01mm
- Various exchangeable measuring tips for option
- Used for ID, OD and Thickness measurements
- Zero-setting at any position, convenient for relative and absolute measure conversion
- mm/inch conversion at any position



unit:mm

Code No.	Inch		Metric		Dimensions				
	Range	Accuracy	Range	Accuracy	L	a	b	c	d
317-06-3	0-6"	±.003"	0-150mm	±0.04mm	250mm	45mm	7mm	12.0mm	16mm
317-08-3	0-8"	±.003"	0-200mm	±0.04mm	310mm	85mm	10mm	12.0mm	16mm
317-12-3	0-12"	±.004"	0-300mm	±0.05mm	410mm	100mm	15mm	12.0mm	16mm

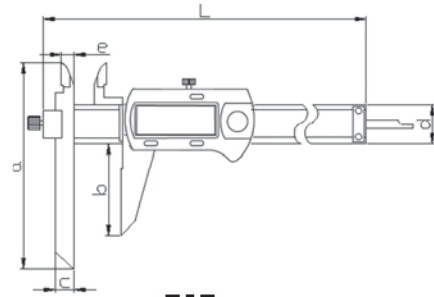


## Digital Calipers With Adjustable Measuring Jaw

317 Series



317-06-2



### FEATURES

- Resolution: .0005" / 0.01mm
- The stationary jaw on the beam is designed with vertical movement for the purpose of measuring various steps of different heights
- Inch/Metric conversion
- Zero-setting at any position

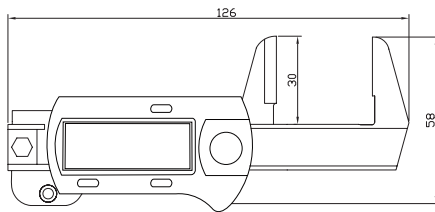
Code No.	Inch		Metric		Dimensions					
	Range	Accuracy	Range	Accuracy	L	a	b	c	d	e
317-06-2	0-6"	±0.0015"	0-150mm	±0.03mm	239mm	110mm	40mm	10mm	16mm	7mm
317-08-2	0-8"	±0.0015"	0-200mm	±0.03mm	289mm	120mm	50mm	10mm	16mm	7mm
317-12-2	0-12"	±0.002"	0-300mm	±0.04mm	389mm	130mm	60mm	10mm	16mm	7mm

## Digital Gauges With Single Wide Measuring Face

325 Series



325-36-2



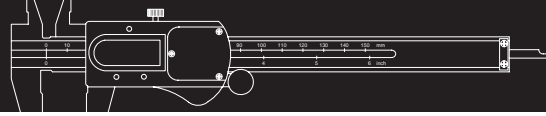
unit:mm

### FEATURES

- Resolution: .0005" / 0.01mm
- Easy operation and normally used for the measurement of small work pieces
- Inch/Metric conversion
- Zero-setting at any position




Code No.	Inch		Metric	
	Range	Accuracy	Range	Accuracy
325-36-2	0-1.2	±0.0015"	0-30mm	±0.03mm



## Gear Tooth Calipers

328/330 Series



330-51-0

### FEATURES

- Graduation: .001" / 0.02mm
- Measures the chordal gear tooth thickness at the chordal addendum (pitch circle)

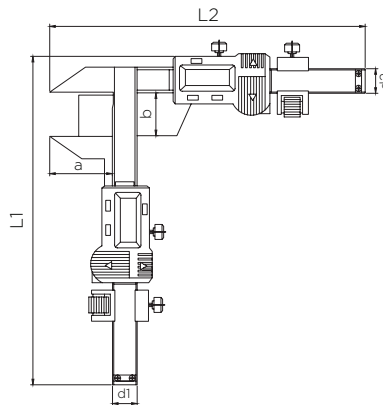
Code No.	Inch	Metric	Accuracy	Dimensions					
	Range	Range		L1	L2	a	b	d1	d2
330-51-0	M.04-1"	M1-25	±0.03mm	156mm	156.5mm	30.5mm	21mm	13mm	13mm
330-52-0	M.2-2"	M5-50	±0.03mm	210mm	185.5mm	50.5mm	50.5mm	13mm	13mm

## Digital Gear Tooth Calipers

328/330 Series



328-06-0



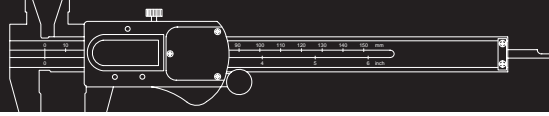
### FEATURES

- Resolution: .0005" / 0.01mm
- Measures the chordal gear tooth thickness at the chordal addendum (pitch circle)
- Inch/Metric conversion
- Zero-setting at any position



Code No.	Inch	Metric	Accuracy	Dimensions					
	Range	Range		L1	L2	a	b	d1	d2
328-06-0	M.04-1"	M1-25	±0.03mm	156mm	156.5mm	30.5mm	21mm	13mm	13mm
328-06-2	M.2-2"	M5-50	±0.03mm	210mm	185.5mm	50.5mm	50.5mm	13mm	13mm





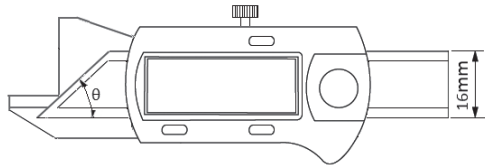
## Digital Chamfering Calipers

325 Series

**NEW**



325-60-0



### FEATURES

- Resolution: .0005" / 0.01mm
- Inch/Metric conversion
- Made of hardened stainless steel



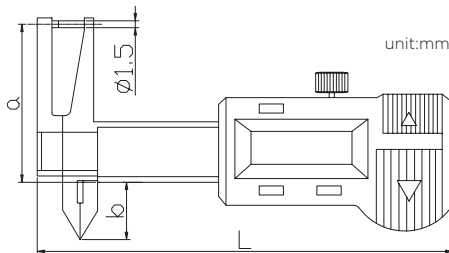
Code No.	Inch		Metric		Chamfer °
	Range	Accuracy	Range	Accuracy	
325-60-0	0-.3"	±.0015"	0-8mm	±0.03mm	30°
325-61-0	0-.3"	±.0015"	0-8mm	±0.03mm	45°
325-62-0	0-.3"	±.0015"	0-8mm	±0.03mm	60°

## Mini-Type 3-Purpose Digital Calipers

305 Series



305-40-0

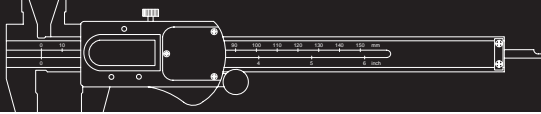


### FEATURES

- Resolution: .0005" / 0.01mm
- For measuring the dimensions of small workpieces
- Inch/Metric conversion
- Zero-setting at any position




Code No.	Inch			Metric			Dimensions		
	Range	Resolution	Accuracy	Range	Resolution	Accuracy	L	a	b
305-40-0	0-.6"	.0005"	±.0015"	0-12mm	0.01mm	±0.03mm	77mm	33.2mm	12.5mm
305-42-0	0-1"	.0005"	±.0015"	0-25mm	0.01mm	±0.03mm	87mm	33.2mm	12.5mm



## Welding Fillet Gauges

325 Series



### FEATURES

- Graduation: 0.1mm
- Measures the thickness of a weld along the intersecting vector of two right angle welded objects

Metric		
Code No.	Range	Accuracy
325-58-6	0-20mm	±0.3mm

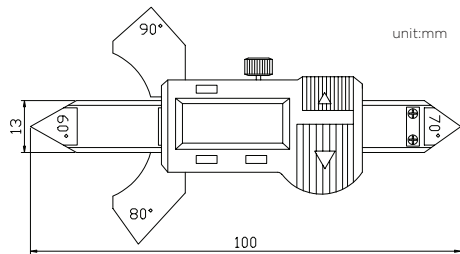
## Digital Welding Fillet Gauges

325 Series

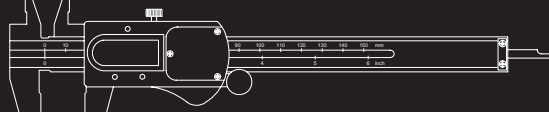


### FEATURES

- Resolution: .0005" / 0.01mm
- Measures the thickness of a weld along the intersecting vector of two right angle welded objects
- Inch/Metric conversion



Code No.	Inch		Metric	
	Range	Accuracy	Range	Accuracy
325-05-6	0-5"	±.0015"	0-12.5mm	±0.03mm
325-08-6	0-8"	±.0015"	0-20mm	±0.03mm

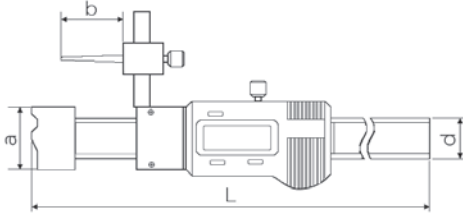


## Special Jaws Digital Calipers

080 Series



080-02-0



### FEATURES

- Resolution: .0005" / 0.01mm
- Inch/Metric conversion
- Made of hardened stainless steel



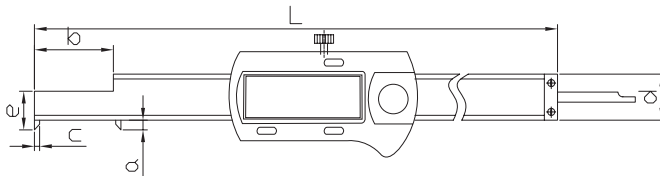
Code No.	Inch		Metric		Dimensions			
	Range	Accuracy	Range	Accuracy	L	a	b	d
080-02-0	-.4-1.2"	±.001"	-10-30mm	±0.02mm	132mm	20mm	21mm	13mm

## Hook Type Digital Calipers

325 Series

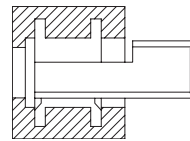


325-05-2

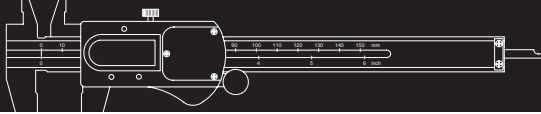


### FEATURES

- Resolution: .0005" / 0.01mm
- For measuring the dimensions of small workpieces
- Inch/Metric conversion
- Zero-setting at any position



Code No.	Inch		Metric		Dimensions							
	Range	Resolution	Accuracy	Range	Resolution	Accuracy	L	a	b	c	d	e
325-05-2	.12-5"	.0005"	±.001"	3-125mm	0.01mm	±0.03mm	235mm	4mm	24mm	3mm	12.5mm	12mm
325-06-2	.12-6"	.0005"	±.001"	3-150mm	0.01mm	±0.03mm	260mm	4mm	24mm	3mm	12.5mm	12mm
325-08-2	.12-8"	.0005"	±.001"	3-200mm	0.01mm	±0.03mm	310mm	4mm	24mm	3mm	12.5mm	12mm
325-12-2	.16-12"	.0005"	±.0015"	4-300mm	0.01mm	±0.04mm	466mm	5mm	86mm	4mm	15mm	14mm

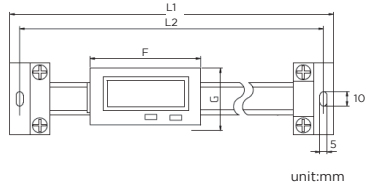


## IP67 Digital Scales

326 Series



326-04-0



### FEATURES

- Resolution: .0005" / 0.01mm
- Built in wireless transmission
- Hold function for easy reading
- Inch/Metric conversion
- Units are supplied with the necessary mounting brackets required for most popular installations
- Protection level IP67



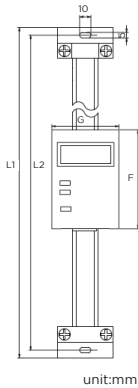
Horizontal	Inch	Accuracy	Metric	Accuracy	Dimensions			
Code No.	Range	Accuracy	Range	Accuracy	F	G	L1	L2
326-04-0	0-4"	±.001"	0-100mm	±0.02mm	75mm	40mm	236mm	227mm
326-06-0	0-6"	±.001"	0-150mm	±0.02mm	75mm	40mm	286mm	277mm
326-08-0	0-8"	±.0015"	0-200mm	±0.03mm	75mm	40mm	326mm	317mm
326-12-0	0-12"	±.002"	0-300mm	±0.04mm	75mm	40mm	426mm	417mm
326-20-0	0-20"	±.003"	0-500mm	±0.05mm	75mm	40mm	646mm	637mm
326-24-0	0-24"	±.003"	0-600mm	±0.06mm	75mm	40mm	746mm	737mm
326-32-0	0-32"	±.004"	0-800mm	±0.06mm	75mm	40mm	946mm	937mm
326-40-0	0-40"	±.004"	0-1000mm	±0.07mm	75mm	40mm	1146mm	1137mm

## IP67 Digital Scales

326 Series



326-04-1

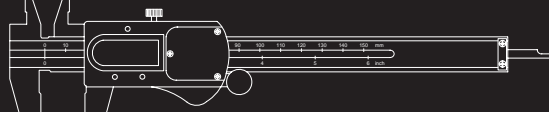


### FEATURES

- Resolution: .0005" / 0.01mm
- Built in wireless transmission
- Hold function for easy reading
- Inch/Metric conversion
- Units are supplied with the necessary mounting brackets required for most popular installations
- Protection level IP67



Vertical	Inch	Accuracy	Metric	Accuracy	Dimensions			
Code No.	Range	Accuracy	Range	Accuracy	F	G	L1	L2
326-04-1	0-4"	±.001"	0-100mm	±0.02mm	75mm	40mm	236mm	227mm
326-06-1	0-6"	±.001"	0-150mm	±0.02mm	75mm	40mm	286mm	277mm
326-08-1	0-8"	±.0015"	0-200mm	±0.03mm	75mm	40mm	326mm	317mm
326-12-1	0-12"	±.002"	0-300mm	±0.04mm	75mm	40mm	426mm	417mm
326-20-1	0-20"	±.003"	0-500mm	±0.05mm	75mm	40mm	646mm	637mm
326-24-1	0-24"	±.003"	0-600mm	±0.06mm	75mm	40mm	746mm	737mm
326-32-1	0-32"	±.004"	0-800mm	±0.06mm	75mm	40mm	946mm	937mm
326-40-1	0-40"	±.004"	0-1000mm	±0.07mm	75mm	40mm	1146mm	1137mm

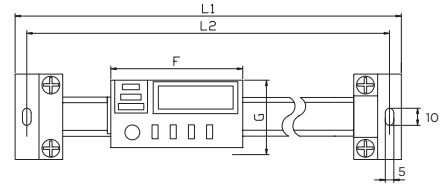


## Digital Scales

326 Series



326-06-9



unit:mm



### FEATURES

- Resolution: .0005" / 0.01mm
- Inch/Metric conversion
- The displayed readings are available in either absolute (measurement to the zero position) or to an incremental (temporary) zero set

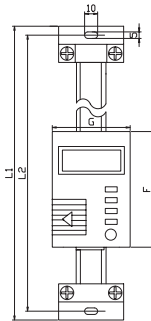
- position at any position along the scale. Either measurement mode can be selected by pressing the ZERO/ABS button
- Units are supplied with the necessary mounting brackets required for most popular installations

- Cable data output: 900-05-4/5
- Wireless data output:  
Receiver Device: 901-00-4/6  
Transmitting Device: 901-00-3
- Bluetooth data output: 901-01-2/4

Horizontal	Inch		Metric		Dimensions			
Code No.	Range	Accuracy	Range	Accuracy	F	G	L1	L2
326-04-9	4"	±.001"	100mm	±0.02mm	75mm	40mm	236mm	227mm
326-06-9	6"	±.0015"	150mm	±0.02mm	75mm	40mm	286mm	277mm
326-08-9	8"	±.0015"	200mm	±0.03mm	75mm	40mm	326mm	317mm
326-12-9	12"	±.0015"	300mm	±0.04mm	75mm	40mm	426mm	417mm
326-20-9	20"	±.003"	500mm	±0.05mm	75mm	40mm	646mm	637mm
326-24-9	24"	±.003"	600mm	±0.06mm	75mm	40mm	746mm	737mm
326-32-9	32"	±.004"	800mm	±0.06mm	75mm	40mm	946mm	937mm
326-40-9	40"	±.004"	1000mm	±0.07mm	75mm	40mm	1146mm	1137mm



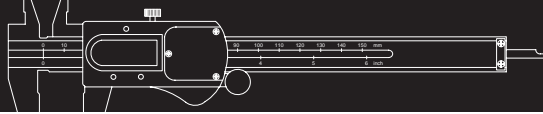
326-06-8



unit:mm




Vertical	Inch		Metric		Dimensions			
Code No.	Range	Accuracy	Range	Accuracy	F	G	L1	L2
326-04-8	4"	±.001"	100mm	±0.02mm	75mm	40mm	236mm	227mm
326-06-8	6"	±.0015"	150mm	±0.02mm	75mm	40mm	286mm	277mm
326-08-8	8"	±.0015"	200mm	±0.03mm	75mm	40mm	326mm	317mm
326-12-8	12"	±.0015"	300mm	±0.04mm	75mm	40mm	426mm	417mm
326-20-8	20"	±.003"	500mm	±0.05mm	75mm	40mm	646mm	637mm
326-24-8	24"	±.003"	600mm	±0.06mm	75mm	40mm	746mm	737mm
326-32-8	32"	±.004"	800mm	±0.06mm	75mm	40mm	946mm	937mm
326-40-8	40"	±.004"	1000mm	±0.07mm	75mm	40mm	1146mm	1137mm



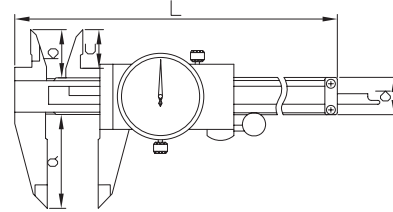
## Dial Calipers 303/304 Series



303-06-1



304-06-6



### FEATURES

- Graduation:
  - Inch: .001"
  - Metric: 0.01mm or 0.02mm
- Stainless steel construction with all measuring surfaces surface-hardened
- Preloaded dual pinions eliminate backlash and provide better repeatability
- Thumb wheel included
- Aluminum models
  - Sturdy Aluminum ergonomic diecast housing can be used without damage in the harshest of manufacturing environments, including situations with hot steel chips
- The dual pinion mechanism offers extra smooth operation

### Standard Models

Graduation: .001"	Inch	Dimensions					
Code No.	Range	Accuracy	L	a	b	c	d
303-06-1	0-6"	±.001"	234mm	40mm	21mm	16mm	16mm
303-08-1	0-8"	±.0015"	290mm	50mm	23.5mm	16mm	16mm
303-12-1	0-12"	±.0015"	393mm	64mm	24.5mm	20mm	17mm

### Standard Models

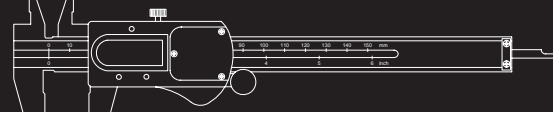
Graduation: 0.01mm	Graduation: 0.02mm	Metric	Dimensions					
Code No.	Code No.	Range	Accuracy	L	a	b	c	d
P303-06-0	303-06-2	0-150mm	±0.02mm	234mm	40mm	21mm	16mm	16mm
P303-08-0	303-08-2	0-200mm	±0.03mm	290mm	50mm	23.5mm	16mm	16mm
P303-12-0	303-12-2	0-300mm	±0.04mm	393mm	64mm	24.5mm	20mm	17mm

### Aluminum Dial Housing Models

Graduation: .001"	Inch	Dimensions					
Code No.	Range	Accuracy	L	a	b	c	d
304-06-5	0-6"	±.001"	234mm	40mm	21mm	16mm	16mm
304-08-5	0-8"	±.0015"	290mm	50mm	23.5mm	16mm	16mm
304-12-5	0-12"	±.0015"	393mm	64mm	24.5mm	20mm	17mm

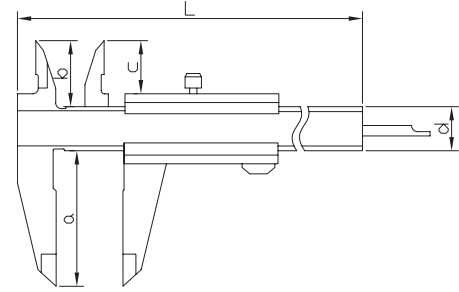

### Aluminum Dial Housing Models

Graduation: 0.02mm	Metric	Dimensions					
Code No.	Range	Accuracy	L	a	b	c	d
304-06-6	0-150mm	±0.02mm	234mm	40mm	21mm	16mm	16mm
304-08-6	0-200mm	±0.03mm	290mm	50mm	23.5mm	16mm	16mm
304-12-6	0-300mm	±0.04mm	393mm	64mm	24.5mm	20mm	17mm



## Vernier Calipers - Plain

341/343 Series



### FEATURES

- Graduation:  
Inch: .001"  
Metric: 0.02mm or 0.05mm
- Various models available with an assortment of dual scales
- Measuring surfaces allow for the measurement of external diameters, internal diameters, depths and steps
- The upper and lower scales on the slider are angled to reduce parallax error
- Stainless steel with surface hardened measuring faces
- Models are available with the slider operation in either plain, thumb clamp, fine adjustment

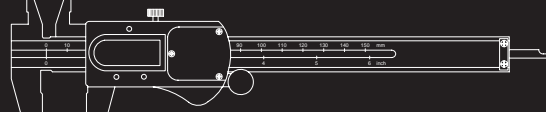
### Mono Block Models

Code No.	Range		Graduation		Accuracy	Note	Dimensions				
	Lower	Upper	Lower	Upper			L	a	b	c	d
341-06-1	0-6"	0-6"	.001"	1/128"	±.001"	Upper Lock	235mm	40mm	21mm	16.5mm	16mm
341-08-1	0-8"	0-8"	.001"	1/128"	±.001"	Upper Lock	297mm	50mm	23.5mm	19mm	16mm
341-06-0	0-150mm	0-6"	0.05mm	1/128"	±0.05mm	Upper Lock	235mm	40mm	21mm	16.5mm	16mm
341-66-0	0-150mm	0-6"	0.05mm	1/128"	±0.05mm	Lower Locking Screw	235mm	40mm	21mm	16.5mm	16mm
341-08-0	0-200mm	0-8"	0.05mm	1/128"	±0.05mm	Upper Lock	297mm	50mm	23.5mm	19mm	16mm
341-12-0	0-300mm	0-12"	0.05mm	1/128"	±0.05mm	Upper Lock	410mm	64mm	27mm	22mm	18mm
341-04-4	0-100mm	0-4"	0.02mm	.001"	±0.02mm	Upper Lock	175mm	25mm	19mm	13.5mm	16mm
341-06-4	0-150mm	0-6"	0.02mm	.001"	±0.03mm	Upper Lock	235mm	40mm	21mm	16.5mm	16mm
341-08-4	0-200mm	0-8"	0.02mm	.001"	±0.03mm	Upper Lock	297mm	50mm	23.5mm	19mm	16mm
341-12-4	0-300mm	0-12"	0.02mm	.001"	±0.04mm	Upper Lock	410mm	60mm	27mm	22mm	18mm

Code No.	Range		Graduation		Accuracy	Note	Dimensions				
	Lower	Upper	Lower	Upper			L	a	b	c	d
P341-06-4	0-150mm	0-6"	0.02mm	.001"	±0.03mm	Upper Lock	235mm	40mm	21mm	16.5mm	16mm
P341-08-4	0-200mm	0-8"	0.02mm	.001"	±0.03mm	Upper Lock	297mm	50mm	23.5mm	19mm	16mm
P341-12-4	0-300mm	0-12"	0.02mm	.001"	±0.04mm	Upper Lock	410mm	60mm	27mm	22mm	18mm


### Open Block Models

Code No.	Range		Graduation		Accuracy	Note	Dimensions				
	Lower	Lower	Lower	Upper			L	a	b	c	d
343-04-4	0-100mm	0.02mm	±0.02mm	Upper Lock	175mm	25mm	19mm	13.5mm	16mm		
343-06-4	0-150mm	0.02mm	±0.03mm	Upper Lock	235mm	40mm	21mm	16.5mm	16mm		
343-08-4	0-200mm	0.02mm	±0.03mm	Upper Lock	297mm	50mm	23.5mm	19mm	16mm		
343-12-4	0-300mm	0.02mm	±0.04mm	Upper Lock	410mm	64mm	27mm	22mm	18mm		

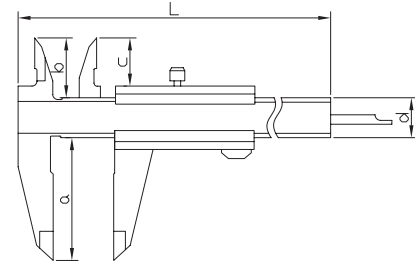


## Vernier Calipers - Fine Adjustment

363 Series



363-07-1




Inch							Dimensions				
Code No.	Lower Range	Upper Range	Lower Graduation	Upper Graduation	Accuracy	Note	L	a	b	c	d
363-05-1	0-5"	0-5"	.001"	1/128"	±0.001"	upper lock	228mm	40mm	21mm	16.5mm	16mm
363-07-1	0-7"	0-7"	.001"	1/128"	±0.0015"	upper lock	290mm	50mm	23.5mm	19mm	17mm
363-11-1	0-11"	0-11"	.001"	1/128"	±0.0015"	upper lock	410mm	64mm	27.5mm	22mm	20mm

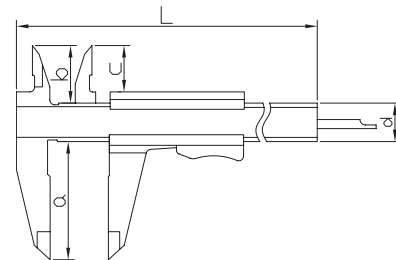
Metric							Dimensions				
Code No.	Lower Range	Upper Range	Lower Graduation	Upper Graduation	Accuracy	Note	L	a	b	c	d
363-05-6	0-130mm	0-5"	0.02mm	0.001"	±0.03mm	upper lock	228mm	40mm	21mm	16.5mm	16mm
363-07-6	0-180mm	0-7"	0.02mm	0.001"	±0.03mm	upper lock	290mm	50mm	23.5mm	19mm	17mm
363-11-6	0-280mm	0-11"	0.02mm	0.001"	±0.04mm	upper lock	410mm	64mm	27.5mm	22mm	20mm

## Vernier Calipers - Thumb Clamp

351 Series



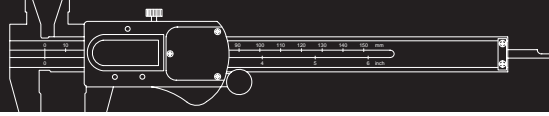
351-06-4



## Mono Block Models


							Dimensions				
Code No.	Lower Range	Upper Range	Lower Graduation	Upper Graduation	Accuracy		L	a	b	c	d
351-06-1	0-6"	0-6"	.001"	1/128"	±0.001"		228mm	40mm	21mm	16.5mm	16mm
351-08-1	0-8"	0-8"	.001"	1/128"	±0.0015"		290mm	50mm	23.5mm	19mm	17mm
351-06-0	0-150mm	0-6"	0.05mm	1/128"	±0.05mm		228mm	40mm	21mm	16.5mm	16mm
351-08-0	0-200mm	0-8"	0.05mm	1/128"	±0.05mm		290mm	50mm	23.5mm	19mm	17mm
351-06-4	0-150mm	0-6"	0.02mm	0.001"	±0.03mm		228mm	40mm	21mm	16.5mm	16mm
351-08-4	0-200mm	0-8"	0.02mm	0.001"	±0.03mm		290mm	50mm	23.5mm	19mm	17mm



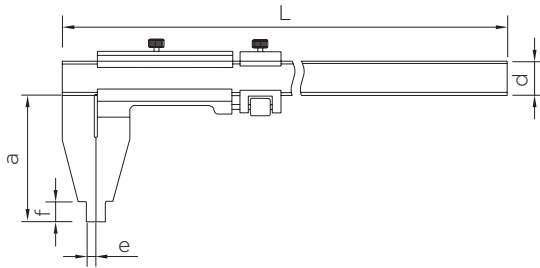


## Long Jaw Vernier Calipers (Mono Block)

311 Series



311-20-4

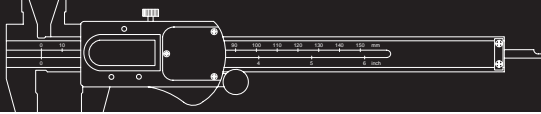


### FEATURES

- Graduation:  
Inch: .001"  
Metric: 0.02mm or 0.05mm
- Stainless steel
- Models available with an assortment of Metric/Inch scale configurations
- Designed with fine adjustment to allow precise movement of the slider
- Internal measurement jaws are rounded to provide accurate measurement of internal diameters

### Mono Block Models

Code No.	Lower Range	Upper Range	Lower Graduation	Upper Graduation	Accuracy	Dimensions				
						L	a	d	e	f
311-12-3	0-12"	0-300mm	.001"	0.02mm	±0.015"	450mm	90mm	20mm	5mm	12mm
311-20-3	0-20"	0-500mm	.001"	0.02mm	±0.020"	735mm	200mm	31mm	10mm	24mm
311-30-3	0-30"	0-750mm	.001"	0.02mm	±0.020"	985mm	200mm	31mm	10mm	24mm
311-40-3	0-40"	0-1000mm	.001"	0.02mm	±0.030"	1235mm	200mm	31mm	10mm	24mm
311-12-4	0-300mm	0-12"	0.02mm	.001"	±0.04mm	450mm	90mm	20mm	5mm	12mm
311-20-4	0-500mm	0-20"	0.02mm	.001"	±0.05mm	735mm	200mm	31mm	10mm	24mm
311-30-4	0-750mm	0-30"	0.02mm	.001"	±0.07mm	985mm	200mm	31mm	10mm	24mm
311-40-4	0-1000mm	0-40"	0.02mm	.001"	±0.07mm	1235mm	200mm	31mm	10mm	24mm
311-12-6	0-300mm	0-12"	0.05mm	1/128"	±0.05mm	450mm	90mm	20mm	5mm	12mm
311-20-6	0-500mm	0-20"	0.05mm	1/128"	±0.08mm	735mm	200mm	31mm	10mm	24mm
311-30-6	0-750mm	0-30"	0.05mm	1/128"	±0.10mm	985mm	200mm	31mm	10mm	24mm
311-40-6	0-1000mm	0-40"	0.05mm	1/128"	±0.10mm	1235mm	200mm	31mm	10mm	24mm



## Long Jaw Vernier Calipers (Open Block)

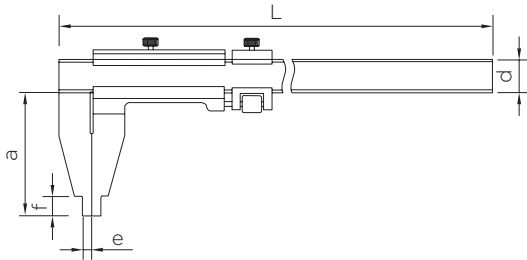
313 Series



313-20-4

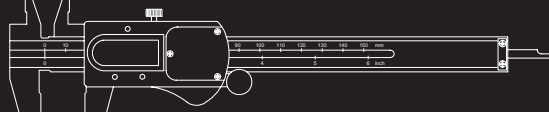
### FEATURES

- Graduation:  
Inch: .001"  
Metric: 0.02mm
- Stainless steel
- Models available with an assortment of Metric/Inch scale configurations
- Designed with fine adjustment to allow precise movement of the slider
- Internal measurement jaws are rounded to provide accurate measurement of internal diameters




### Open Block Models

Dimensions										
Code No.	Lower Range	Upper Range	Lower Graduation	Upper Graduation	Accuracy	L	a	d	e	f
313-12-3	0-12"	0-300mm	.001"	0.02mm	±0015"	450mm	90mm	20mm	5mm	12mm
313-20-3	0-20"	0-500mm	.001"	0.02mm	±0020"	735mm	200mm	30mm	10mm	23mm
313-30-3	0-30"	0-750mm	.001"	0.02mm	±0020"	985mm	200mm	32mm	10mm	25mm
313-40-3	0-40"	0-1000mm	.001"	0.02mm	±0030"	1235mm	200mm	32mm	10mm	25mm
313-12-4	0-300mm	0-12"	0.02mm	.001"	±0.04mm	450mm	90mm	20mm	5mm	12mm
313-20-4	0-500mm	0-20"	0.02mm	.001"	±0.05mm	735mm	200mm	30mm	10mm	23mm
313-30-4	0-750mm	0-30"	0.02mm	.001"	±0.07mm	985mm	200mm	32mm	10mm	25mm
313-40-4	0-1000mm	0-40"	0.02mm	.001"	±0.07mm	1235mm	200mm	32mm	10mm	25mm



## Heavy Duty Vernier Calipers With Upper Knife-Edge (Mono Block)

302 Series

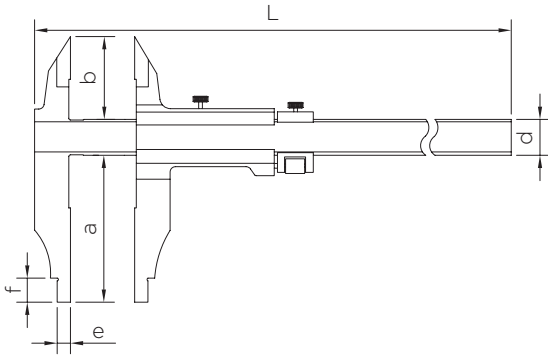


302-12-2

### FEATURES

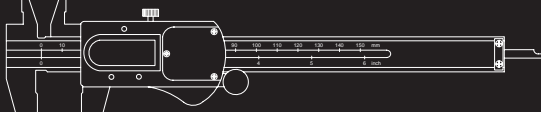
- Graduation:  
Inch: .001"  
Metric: 0.02mm or 0.05mm
- Stainless steel
- Models available with an assortment of Metric/Inch scale configurations
- Designed with fine adjustment to allow precise movement of the slider

Remark: Special Jaw Length are upon requested




### Mono Block Models

Dimensions											
Code No.	Lower Range	Upper Range	Lower Graduation	Upper Graduation	Accuracy	L	a	a	d	e	f
302-12-1	0-12"	0-300mm	.001"	0.02mm	±.0015"	470mm	100mm	56mm	24mm	10mm	15mm
302-20-1	0-20"	0-500mm	.001"	0.02mm	±.0020"	735mm	250mm	67mm	31mm	10mm	24mm
302-32-1	0-32"	0-750mm	.001"	0.02mm	±.0020"	1035mm	150mm	67mm	31mm	10mm	24mm
302-40-1	0-40"	0-1000mm	.001"	0.02mm	±.0030"	1235mm	150mm	67mm	31mm	10mm	24mm
302-12-0	0-300mm	0-12"	0.02mm	.001"	±0.04mm	470mm	100mm	56mm	24mm	10mm	15mm
302-20-0	0-500mm	0-20"	0.02mm	.001"	±0.05mm	735mm	150mm	67mm	31mm	10mm	24mm
302-32-0	0-800mm	0-30"	0.02mm	.001"	±0.07mm	1035mm	150mm	67mm	31mm	10mm	24mm
302-40-0	0-1000mm	0-40"	0.02mm	.001"	±0.07mm	1235mm	150mm	67mm	31mm	10mm	24mm
302-12-2	0-300mm	0-12"	0.05mm	1/128"	±0.05mm	470mm	100mm	56mm	24mm	10mm	15mm
302-20-2	0-500mm	0-20"	0.05mm	1/128"	±0.08mm	735mm	150mm	67mm	31mm	10mm	24mm
302-32-2	0-800mm	0-30"	0.05mm	1/128"	±0.10mm	1035mm	150mm	67mm	31mm	10mm	24mm
302-40-2	0-1000mm	0-40"	0.05mm	1/128"	±0.10mm	1235mm	150mm	67mm	31mm	10mm	24mm



## Heavy Duty Vernier Calipers With Upper Knife-Edge (Open Block)

302 Series

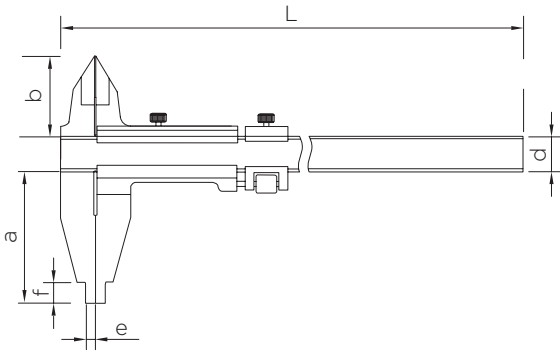


302-12-8

### FEATURES

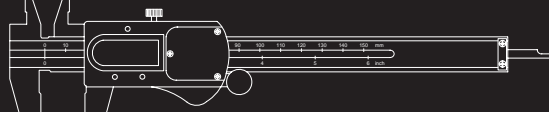
- Graduation:  
Inch: .001"  
Metric: 0.02mm
- Stainless steel
- Models available with an assortment of Metric/Inch scale configurations
- Designed with fine adjustment to allow precise movement of the slider
- With upper knife-edge for external diameter measurement

Remark: Special Jaw Length are upon requested



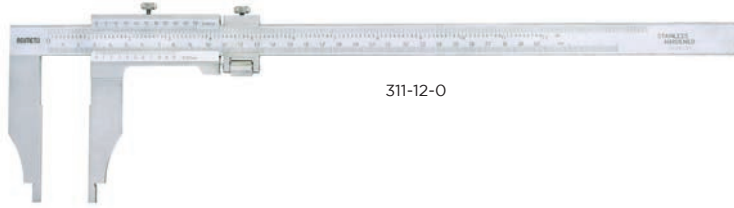
### Open Block Models

Dimensions											
Code No.	Lower Range	Upper Range	Lower Graduation	Upper Graduation	Accuracy	L	a	a	d	e	f
302-12-9	0-12"	.001"	0-300mm	0.02mm	±0.015"	470mm	90mm	36.5mm	24mm	10mm	15mm
302-20-9	0-20"	.001"	0-500mm	0.02mm	±0.020"	735mm	150mm	55mm	31mm	10mm	24mm
302-32-9	0-32"	.001"	0-800mm	0.02mm	±0.020"	1035mm	150mm	64mm	31mm	10mm	24mm
302-40-9	0-40"	.001"	0-1000mm	0.02mm	±0.030"	1235mm	150mm	64mm	31mm	10mm	24mm
302-12-8	0-300mm	0.02mm	0-12"	.001"	±0.04mm	470mm	90mm	36.5mm	24mm	10mm	15mm
302-20-8	0-500mm	0.02mm	0-20"	.001"	±0.05mm	735mm	150mm	55mm	31mm	10mm	24mm
302-32-8	0-800mm	0.02mm	0-32"	.001"	±0.07mm	1035mm	150mm	64mm	31mm	10mm	24mm
302-40-8	0-1000mm	0.02mm	0-40"	.001"	±0.07mm	1235mm	150mm	64mm	31mm	10mm	24mm

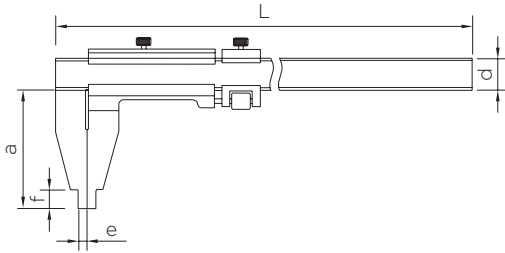


## Heavy Duty Vernier Calipers (Mono Block)

311 Series



311-12-0



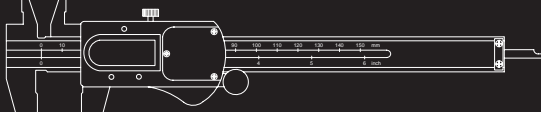
### FEATURES

- Graduation:  
Inch: .001"  
Metric: 0.02mm or 0.05mm
- Designed with fine adjustment to allow precise movement of the slider
- Internal measurement jaws are rounded to provide accurate measurement of internal diameters
- Models available with an assortment of Metric/Inch scale configurations
- Stainless steel

Remark: Special Jaw Length are upon requested

### Mono Block Models

Code No.	Lower Range	Upper Range	Lower Graduation	Upper Graduation	Accuracy	Dimensions				
						L	a	d	e	f
311-12-1	0-12"	0-300mm	.001"	0.02mm	±0.015"	450mm	75mm	20mm	5mm	12mm
311-18-1	0-18"	0-450mm	.001"	0.02mm	±0.020"	685mm	100mm	24mm	10mm	15mm
311-20-1	0-20"	0-500mm	.001"	0.02mm	±0.020"	735mm	100mm	24mm	10mm	15mm
311-24-1	0-24"	0-600mm	.001"	0.02mm	±0.020"	835mm	100mm	31mm	10mm	24mm
311-32-1	0-32"	0-800mm	.001"	0.02mm	±0.020"	1035mm	150mm	31mm	5mm	24mm
311-40-1	0-40"	0-1000mm	.001"	0.02mm	±0.030"	1235mm	150mm	31mm	10mm	24mm
311-60-1	0-60"	0-1500mm	.001"	0.02mm	±0.040"	1820mm	200mm	42mm	10mm	24mm
311-80-1	0-80"	0-2000mm	.001"	0.02mm	±0.050"	2270mm	200mm	42mm	10mm	24mm
311-12-0	0-300mm	0-12"	0.02mm	.001"	±0.04mm	450mm	75mm	20mm	5mm	12mm
311-18-0	0-450mm	0-18"	0.02mm	.001"	±0.05mm	685mm	100mm	24mm	10mm	15mm
311-20-0	0-500mm	0-20"	0.02mm	.001"	±0.05mm	735mm	100mm	24mm	10mm	15mm
311-24-0	0-600mm	0-24"	0.02mm	.001"	±0.05mm	835mm	100mm	31mm	10mm	24mm
311-32-0	0-800mm	0-32"	0.02mm	.001"	±0.07mm	1035mm	150mm	31mm	5mm	24mm
311-40-0	0-1000mm	0-40"	0.02mm	.001"	±0.07mm	1235mm	150mm	31mm	10mm	24mm
311-60-0	0-1500mm	0-60"	0.02mm	.001"	±0.11mm	1820mm	200mm	42mm	10mm	24mm
311-80-0	0-2000mm	0-80"	0.02mm	.001"	±0.14mm	2270mm	200mm	42mm	10mm	24mm
311-12-2	0-300mm	0-12"	0.05mm	1/128"	±0.05mm	450mm	75mm	20mm	5mm	12mm
311-18-2	0-450mm	0-18"	0.05mm	1/128"	±0.08mm	685mm	100mm	24mm	10mm	15mm
311-20-2	0-500mm	0-20"	0.05mm	1/128"	±0.08mm	735mm	100mm	24mm	10mm	15mm
311-24-2	0-600mm	0-24"	0.05mm	1/128"	±0.10mm	835mm	100mm	31mm	10mm	24mm
311-32-2	0-800mm	0-32"	0.05mm	1/128"	±0.10mm	1035mm	150mm	31mm	5mm	24mm
311-40-2	0-1000mm	0-40"	0.05mm	1/128"	±0.10mm	1235mm	150mm	31mm	10mm	24mm
311-60-2	0-1500mm	0-60"	0.05mm	1/128"	±0.15mm	1820mm	200mm	42mm	10mm	24mm
311-80-2	0-2000mm	0-80"	0.05mm	1/128"	±0.20mm	2270mm	200mm	42mm	10mm	24mm

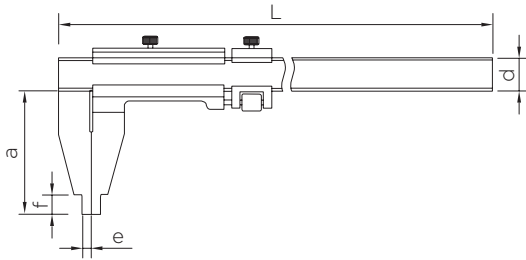


## Heavy Duty Vernier Calipers (Open Block)

313 Series



313-12-0



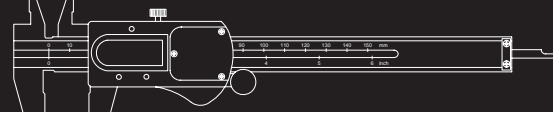
### FEATURES

- Graduation:  
Inch: .001"  
Metric: 0.02mm
- Stainless steel
- Models available with an assortment of Metric/Inch scale configurations
- Designed with fine adjustment to allow precise movement of the slider
- Internal measurement jaws are rounded to provide accurate measurement of internal diameters

Remark: Special Jaw Length are upon requested

### Open Block Models

Dimensions										
Code No.	Lower Range	Upper Range	Lower Graduation	Upper Graduation	Accuracy	L	a	d	e	f
313-12-1	0-12"	0-300mm	.001"	0.02mm	±.0015"	450mm	60mm	20mm	5mm	12mm
313-18-1	0-18"	0-450mm	.001"	0.02mm	±.0020"	685mm	100mm	24mm	10mm	15mm
313-20-1	0-20"	0-500mm	.001"	0.02mm	±.0020"	735mm	100mm	24mm	10mm	15mm
313-24-1	0-24"	0-600mm	.001"	0.02mm	±.0020"	835mm	100mm	31mm	10mm	24mm
313-32-1	0-32"	0-800mm	.001"	0.02mm	±.0020"	1035mm	150mm	31mm	10mm	24mm
313-40-1	0-40"	0-1000mm	.001"	0.02mm	±.0030"	1235mm	150mm	31mm	10mm	24mm
313-60-1	0-60"	0-1500mm	.001"	0.02mm	±.0040"	1820mm	200mm	42mm	10mm	24mm
313-80-1	0-80"	0-2000mm	.001"	0.02mm	±.0050"	2270mm	200mm	42mm	10mm	24mm
313-12-0	0-300mm	0-12"	0.02mm	.001"	±0.04mm	450mm	60mm	20mm	5mm	12mm
313-18-0	0-450mm	0-18"	0.02mm	.001"	±0.05mm	685mm	100mm	24mm	10mm	15mm
313-20-0	0-500mm	0-20"	0.02mm	.001"	±0.05mm	735mm	100mm	24mm	10mm	15mm
313-24-0	0-600mm	0-24"	0.02mm	.001"	±0.05mm	835mm	100mm	31mm	10mm	24mm
313-32-0	0-800mm	0-32"	0.02mm	.001"	±0.07mm	1035mm	150mm	31mm	10mm	24mm
313-40-0	0-1000mm	0-40"	0.02mm	.001"	±0.07mm	1235mm	150mm	31mm	10mm	24mm
313-60-0	0-1500mm	0-60"	0.02mm	.001"	±0.11mm	1820mm	200mm	42mm	10mm	24mm
313-80-0	0-2000mm	0-80"	0.02mm	.001"	±0.14mm	2270mm	200mm	42mm	10mm	24mm



## Circle Vernier Calipers 322 Series

### FEATURES

- Graduation: 0.1mm
- With one-piece slider
- Made of Stainless Steel
- Hardened measuring face

Code No.	Range	Accuracy	Jaw Length
322-71-0	0-150mm	±0.2mm	40mm
322-72-0	0-200mm	±0.2mm	40mm
322-73-0	0-250mm	±0.3mm	40mm
322-74-0	0-300mm	±0.3mm	40mm




## T Form Marking Calipers 322 Series

### FEATURES

- Graduation: 0.05mm
- Made of Stainless Steel

Code No.	Range	Accuracy	Base Length
322-51-0	0-160mm	±0.1mm	135mm
322-52-0	0-250mm	±0.1mm	135mm
322-53-0	0-300mm	±0.15mm	160mm




## Marking Calipers 322 Series

### FEATURES

- Graduation: 1/128" / 0.1mm
- Made of Stainless Steel

Code No.	Range		Accuracy	
	Upper Range	Lower Range	Upper Accuracy	Lower Accuracy
322-61-0	0-8"	0-200mm	±.02"	±0.2mm
322-62-0	0-16"	0-400mm	±.02"	±0.3mm

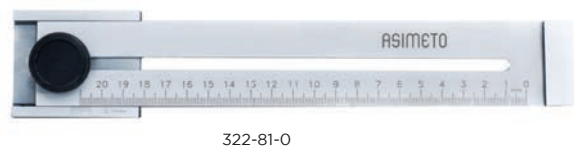


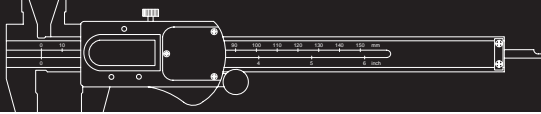
## Measuring Gauges 322 Series

### FEATURES

- Graduation: 0.1mm
- Made of Stainless Steel

Code No.	Range	Accuracy
322-81-0	0-200mm	±0.2mm
322-82-0	0-250mm	±0.3mm
322-83-0	0-300mm	±0.3mm





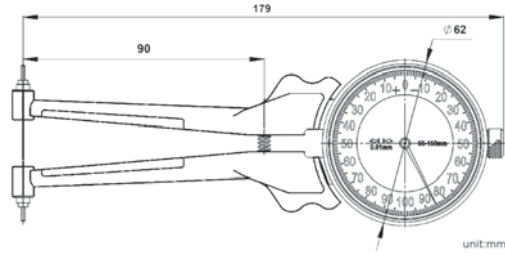
## Interchangeable Anvil Dial Caliper Gauges

403 Series

**NEW**



403-50-0



### FEATURES

- Resolution: 0.01mm
- Can be set with a micrometer or ring gauge
- Bezel rotates for zero setting
- Button for closing arms
- Arms automatically open when button is released
- Unit is spring-loaded and makes point contact at constant pressure

Code No.	Range	Resolution	Accuracy
403-50-0	55-153mm	0.01mm	0.02mm

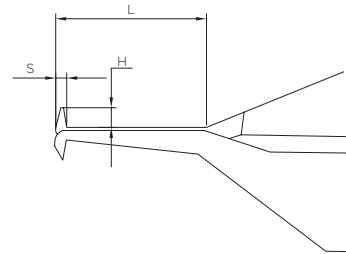


## Internal Caliper Gauges

400 Series



400-14-0



### FEATURES

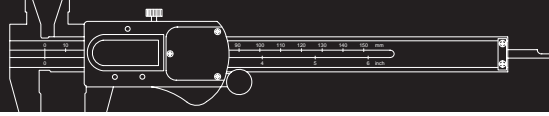
- Graduation: .0002" / 0.005mm
- Designed to measure internal grooves, and other intricate detailed internal characteristics
- This measuring instrument provides comparison readings and must be set to the nominal dimension using either micrometer or Setting Ring
- The digital model allows the display housing to be rotated  $\pm 170^\circ$



Inch		Dimensions			
Code No.	Range	Accuracy	L	S	H
400-11-1	.2-.6"	$\pm 0.008"$	20mm	1.0mm	1.5mm
400-12-1	.4-.8"	$\pm 0.008"$	25mm	1.5mm	3.0mm
400-13-1	.8-1.2"	$\pm 0.008"$	30mm	2.0mm	6.5mm
400-14-1	1.2-1.6"	$\pm 0.008"$	30mm	2.5mm	9.0mm
400-15-1	1.6-2.0"	$\pm 0.008"$	30mm	2.5mm	9.0mm
400-21-1	.2-1.0"	$\pm 0.0012"$	35mm	1.0mm	1.5mm
400-22-1	.4-1.2"	$\pm 0.0012"$	55mm	2.0mm	3.5mm
400-23-1	.8-1.6"	$\pm 0.0012"$	80mm	3.0mm	6.5mm
400-24-1	1.2-2.0"	$\pm 0.0012"$	80mm	3.0mm	8.5mm
400-25-1	1.6-2.4"	$\pm 0.0012"$	80mm	3.0mm	8.5mm

Metric		Dimensions			
Code No.	Range	Accuracy	L	S	H
400-11-0	5-15mm	$\pm 0.02\text{mm}$	20mm	1.0mm	1.5mm
400-12-0	10-20mm	$\pm 0.02\text{mm}$	25mm	1.5mm	3.0mm
400-13-0	20-30mm	$\pm 0.02\text{mm}$	30mm	2.0mm	6.5mm
400-14-0	30-40mm	$\pm 0.02\text{mm}$	30mm	2.5mm	9.0mm
400-15-0	40-50mm	$\pm 0.02\text{mm}$	30mm	2.5mm	9.0mm
400-21-0	5-25mm	$\pm 0.03\text{mm}$	35mm	1.0mm	1.5mm
400-22-0	10-30mm	$\pm 0.03\text{mm}$	55mm	2.0mm	3.5mm
400-23-0	20-40mm	$\pm 0.03\text{mm}$	80mm	3.0mm	6.5mm
400-24-0	30-50mm	$\pm 0.03\text{mm}$	80mm	3.0mm	8.5mm
400-25-0	40-60mm	$\pm 0.03\text{mm}$	80mm	3.0mm	8.5mm





## Internal Dial Caliper Gauges

403 Series



403-31-0

Inch		
Code No.	Range	Accuracy
403-31-1	0.375-1.375"	±.002"
403-32-1	0.750-1.750"	±.002"
403-33-1	1.125-2.125"	±.002"
403-34-1	1.500-2.500"	±.002"
403-35-1	1.875-2.875"	±.003"
403-36-1	2.250-3.250"	±.003"
403-37-1	2.875-3.875"	±.003"
403-38-1	3.250-4.250"	±.004"

Metric		
Code No.	Range	Accuracy
403-31-0	10-35mm	±0.05mm
403-32-0	20-45mm	±0.05mm
403-33-0	30-55mm	±0.05mm
403-34-0	40-65mm	±0.05mm
403-35-0	50-75mm	±0.08mm
403-36-0	60-85mm	±0.08mm
403-37-0	75-100mm	±0.08mm
403-38-0	85-110mm	±0.08mm
403-39-0	95-120mm	±0.1mm
403-40-0	100-125mm	±0.1mm

### FEATURES

- Graduation: .001" / 0.025mm
- For checking internal bores, recess diameters, etc.
- Highly recommended for quick ID comparisons
- Gauge has a movement of 1" (25 mm)
- Can be set with a micrometer or ring gauge
- Bezel rotates for zero setting
- Button for closing arms
- Arms automatically open when button is released
- Unit is spring-loaded and makes point contact at constant measuring pressure
- Arms have .06" diameter measuring tips
- Revolution counter
- Leg length 3-1/4".

## Internal Caliper Gauges

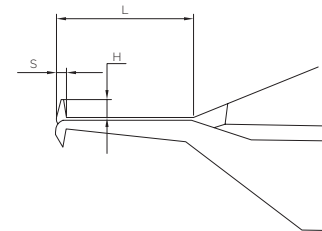
403 Series



403-11-0

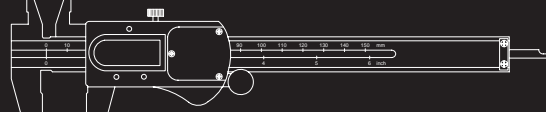
### FEATURES

- Graduation: .0005" / 0.01mm
- Designed to measure internal grooves and other intricate detailed internal characteristics
- This measuring instrument provides the nominal dimension using either micrometer or Setting Ring



Inch		Dimensions			
Code No.	Range	Accuracy	Arm Length (L)	Tipped Length (H)	S
403-11-1	.2-.6"	±.0008"	20mm	1.5mm	1.0mm
403-12-1	.4-.8"	±.0008"	25mm	3.0mm	1.5mm
403-13-1	.8-1.2"	±.0008"	30mm	6.5mm	2.0mm
403-14-1	1.2-1.6"	±.0008"	30mm	9.0mm	2.5mm
403-15-1	1.6-2.0"	±.0008"	30mm	9.0mm	2.5mm
403-21-1	.2-1.0"	±.00012"	35mm	1.5mm	1.0mm
403-22-1	.4-1.2"	±.00012"	55mm	3.5mm	2.0mm
403-23-1	.8-1.6"	±.00012"	80mm	6.5mm	3.0mm
403-24-1	1.2-2.0"	±.00012"	80mm	8.5mm	3.0mm
403-25-1	1.6-2.4"	±.00012"	80mm	8.5mm	3.0mm

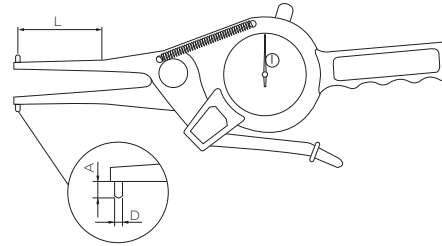
Metric		Dimensions			
Code No.	Range	Accuracy	Arm Length (L)	Tipped Length (H)	S
403-11-0	5-15mm	±0.02mm	20mm	1.5mm	1.0mm
403-12-0	10-20mm	±0.02mm	25mm	3.0mm	1.5mm
403-13-0	20-30mm	±0.02mm	30mm	6.5mm	2.0mm
403-14-0	30-40mm	±0.02mm	30mm	9.0mm	2.5mm
403-15-0	40-50mm	±0.02mm	30mm	9.0mm	2.5mm
403-21-0	5-25mm	±0.03mm	35mm	1.5mm	1.0mm
403-22-0	10-30mm	±0.03mm	55mm	3.5mm	2.0mm
403-23-0	20-40mm	±0.03mm	80mm	6.5mm	3.0mm
403-24-0	30-50mm	±0.03mm	80mm	8.5mm	3.0mm
403-25-0	40-60mm	±0.03mm	80mm	8.5mm	3.0mm



## Internal Caliper Gauges 403 Series



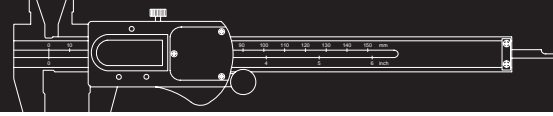
403-11-4



### FEATURES

- Graduation: 0.01mm
- Designed to measure internal grooves, and other intricate detailed internal characteristics
- This measuring instrument provides comparison readings and must be set to the nominal dimension using either micrometer or Setting Ring

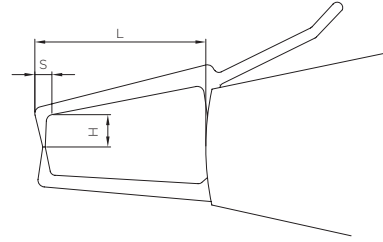
Code No.	Range	Graduation	Accuracy	Dimensions		
				L	A	D
403-11-4	15-35mm	0.01mm	±0.04mm	50mm	3mm	Φ3mm
403-12-4	35-55mm	0.01mm	±0.04mm	80mm	6mm	Φ3mm
403-13-4	55-75mm	0.01mm	±0.04mm	90mm	8mm	Φ3mm
403-14-4	75-95mm	0.01mm	±0.04mm	100mm	8mm	Φ3.2mm
403-15-4	95-115mm	0.01mm	±0.04mm	150mm	10mm	Φ3.2mm
403-16-4	115-135mm	0.01mm	±0.04mm	150mm	10mm	Φ3.2mm
403-17-4	135-155mm	0.01mm	±0.04mm	200mm	10mm	Φ3.2mm
403-18-4	155-175mm	0.01mm	±0.04mm	200mm	10mm	Φ3.2mm
403-19-4	175-195mm	0.01mm	±0.04mm	200mm	10mm	Φ3.2mm
403-20-4	195-215mm	0.01mm	±0.04mm	200mm	10mm	Φ3.2mm
403-21-4	215-235mm	0.01mm	±0.04mm	200mm	10mm	Φ3.2mm
403-22-4	235-255mm	0.01mm	±0.04mm	200mm	10mm	Φ3.2mm
403-23-4	255-275mm	0.01mm	±0.04mm	200mm	10mm	Φ3.2mm
403-24-4	275-295mm	0.01mm	±0.04mm	200mm	10mm	Φ3.2mm
403-25-4	295-315mm	0.01mm	±0.04mm	200mm	10mm	Φ3.2mm



## External Caliper Gauges 404 Series



404-21-0

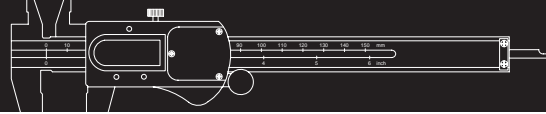


### FEATURES

- Resolution: .0002" / 0.005mm
- Designed to measure hard to access external work piece characteristics
- This measuring instrument provides comparison readings and must be set to the nominal dimension using either gauge blocks or an external setting master
- The digital model allows the display housing to be rotated  $\pm 170^\circ$

Inch			Dimensions		
Code No.	Range	Accuracy	Arm Length (L)	Tipped Length (H)	S
404-11-1	0-.4"	$\pm 0.0008"$	20mm	1.5mm	3mm
404-12-1	.4-.8"	$\pm 0.0008"$	25mm	3.0mm	3mm
404-13-1	.8-1.2"	$\pm 0.0008"$	30mm	6.5mm	3mm
404-14-1	1.2-1.6"	$\pm 0.0008"$	30mm	9.0mm	3mm
404-15-1	1.6-2.0"	$\pm 0.0008"$	30mm	9.0mm	3mm
404-21-1	0-.8"	$\pm 0.0012"$	35mm	1.5mm	6.5mm
404-22-1	.4-1.2"	$\pm 0.0012"$	55mm	3.5mm	6.5mm
404-23-1	.8-1.6"	$\pm 0.0012"$	80mm	6.5mm	6.5mm
404-24-1	1.2-2.0"	$\pm 0.0012"$	80mm	8.5mm	6.5mm
404-25-1	1.6-2.4"	$\pm 0.0012"$	80mm	8.5mm	6.5mm

Metric			Dimensions		
Code No.	Range	Accuracy	Arm Length (L)	Tipped Length (H)	S
404-11-0	0-10mm	$\pm 0.02\text{mm}$	20mm	1.5mm	3mm
404-12-0	10-20mm	$\pm 0.02\text{mm}$	25mm	3.0mm	3mm
404-13-0	20-30mm	$\pm 0.02\text{mm}$	30mm	6.5mm	3mm
404-14-0	30-40mm	$\pm 0.02\text{mm}$	30mm	9.0mm	3mm
404-15-0	40-50mm	$\pm 0.02\text{mm}$	30mm	9.0mm	3mm
404-21-0	0-20mm	$\pm 0.03\text{mm}$	35mm	1.5mm	6.5mm
404-22-0	10-30mm	$\pm 0.03\text{mm}$	55mm	3.5mm	6.5mm
404-23-0	20-40mm	$\pm 0.03\text{mm}$	80mm	6.5mm	6.5mm
404-24-0	30-50mm	$\pm 0.03\text{mm}$	80mm	8.5mm	6.5mm
404-25-0	40-60mm	$\pm 0.03\text{mm}$	80mm	8.5mm	6.5mm

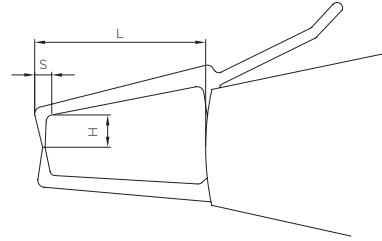


## External Caliper Gauges

405 Series



405-11-0

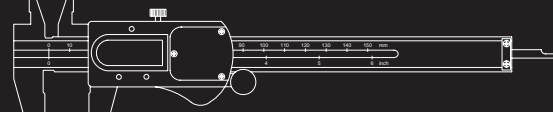


### FEATURES

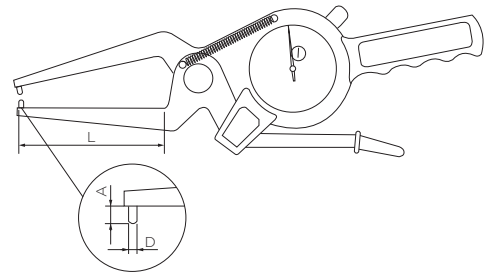
- Graduation: .0005" / 0.01mm
- Designed to measure hard to access external work piece characteristics
- This measuring instrument provides comparison readings and must be set to the nominal dimension using either gauge blocks or an external setting master

Inch					
Code No.	Range	Accuracy	Arm Length (L)	Tipped Length (H)	S
405-11-1	0-.4"	±.0008"	20mm	1.5mm	3mm
405-12-1	.4-.8"	±.0008"	25mm	3.0mm	3mm
405-13-1	.8-1.2"	±.0008"	30mm	6.5mm	3mm
405-14-1	1.2-1.6"	±.0008"	30mm	9.0mm	3mm
405-15-1	1.6-2.0"	±.0008"	30mm	9.0mm	3mm
405-21-1	0-.8"	±.00012"	35mm	1.5mm	6.5mm
405-22-1	.4-1.2"	±.00012"	55mm	3.5mm	6.5mm
405-23-1	.8-1.6"	±.00012"	80mm	6.5mm	6.5mm
405-24-1	1.2-2.0"	±.00012"	80mm	8.5mm	6.5mm
405-25-1	1.6-2.4"	±.00012"	80mm	8.5mm	6.5mm

Metric					
Code No.	Range	Accuracy	Arm Length (L)	Tipped Length (H)	S
405-11-0	0-10mm	±0.02mm	20mm	1.5mm	3mm
405-12-0	10-20mm	±0.02mm	25mm	3.0mm	3mm
405-13-0	20-30mm	±0.02mm	30mm	6.5mm	3mm
405-14-0	30-40mm	±0.02mm	30mm	9.0mm	3mm
405-15-0	40-50mm	±0.02mm	30mm	9.0mm	3mm
405-21-0	0-20mm	±0.03mm	35mm	1.5mm	6.5mm
405-22-0	10-30mm	±0.03mm	55mm	3.5mm	6.5mm
405-23-0	20-40mm	±0.03mm	80mm	6.5mm	6.5mm
405-24-0	30-50mm	±0.03mm	80mm	8.5mm	6.5mm
405-25-0	40-60mm	±0.03mm	80mm	8.5mm	6.5mm



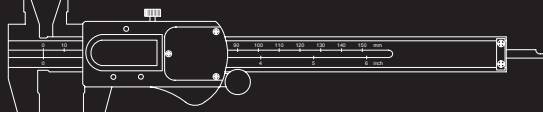
## External Caliper Gauges 403 Series




### FEATURES

- Graduation: 0.01mm
- Designed to measure hard to access external work piece characteristics
- This measuring instrument provides comparison readings and must be set to the nominal dimension using either gauge blocks or an external setting master

Code No.	Range	Graduation	Accuracy	Dimensions		
				L	A	D
403-11-6	0-20mm	0.01mm	±0.04mm	60mm	6mm	Φ3mm
403-12-6	20-40mm	0.01mm	±0.04mm	60mm	6mm	Φ3mm
403-13-6	40-60mm	0.01mm	±0.04mm	55mm	6mm	Φ3mm
403-14-6	60-80mm	0.01mm	±0.04mm	55mm	6mm	Φ4mm
403-15-6	80-100mm	0.01mm	±0.04mm	55mm	6mm	Φ5mm
403-16-6	100-120mm	0.01mm	±0.04mm	95mm	10mm	Φ3.2mm
403-17-6	120-140mm	0.01mm	±0.04mm	95mm	10mm	Φ3.2mm
403-18-6	140-160mm	0.01mm	±0.04mm	95mm	10mm	Φ3.2mm
403-19-6	160-180mm	0.01mm	±0.04mm	95mm	10mm	Φ3.2mm
403-20-6	180-200mm	0.01mm	±0.04mm	95mm	10mm	Φ3.2mm




## Tool Kits 960 Series



960-01-0

### Kit #1 Analog

	Code No.	Individual Code No.	Individual Description
Inch	960-01-1	303-06-1	0-6" x .001" Dial Caliper
		101-01-3	0-1" x .0001" Outside Mic.
Metric	960-01-0	303-06-2	0-150mm x 0.02mm Dial Caliper
		101-01-0	0-25mm x 0.01mm Outside Mic.



960-02-0

### Kit #2 Analog Plus

	Code No.	Individual Code No.	Individual Description
Inch	960-02-1	303-06-1	0-6" x .001" Dial Caliper
		101-01-3	0-1" x .0001" Outside Mic.
		201-06-1	0-6" x .001" Depth Mic.
Metric	960-02-0	303-06-2	0-150mm x 0.02mm Dial Caliper
		101-01-0	0-25mm x 0.01mm Outside Mic.
		201-06-0	0-150mm x 0.01mm Depth Mic.



960-03-1

### Kit #3 Digital Plus

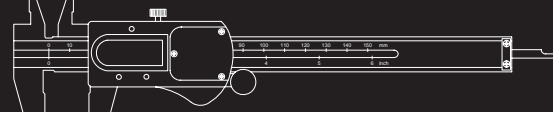
	Code No.	Individual Code No.	Individual Description
Inch	960-03-1	307-06-5	0-6" x .0005" Digital Caliper
		105-01-5	0-1" x .00005" Digital Outside Mic.
		327-08-7	0-8" x .0005" Digital Depth Caliper
Metric	960-03-0	307-06-5	0-150mm x 0.01mm Digital Caliper
		105-01-4	0-25mm x 0.001mm Digital Outside Mic.
		327-08-7	0-200mm x 0.01mm Digital Depth Caliper



960-05-1

### Kit #5 Digital

	Code No.	Individual Code No.	Individual Description
Inch	960-05-1	307-06-5	0-6" x .0005" Digital Caliper
		105-01-5	0-1" x .00005" Digital Outside Mic.
Metric	960-05-0	307-06-5	0-150mm x 0.01mm Digital Caliper
		105-01-4	0-25mm x 0.001mm Digital Outside Mic.



960-08-0



960-10-0

### Kit #6 Magnetic Base And Dial Gauge

	Code No.	Individual Code No.	Individual Description
Inch	960-06-1	601-01-1	Magnetic Stand With 6" Rods And Universal Clamp
		402-26-1	AGD2 Dial Indicator 0-1" x .001"
Metric	960-06-0	601-01-0	Magnetic Stand With 150mm Rods And Universal Clamp
		402-10-0	AGD2 Dial Indicator 0-10mm x 0.01mm

### Kit #10 Magnetic Base And Test Indicator

	Code No.	Individual Code No.	Individual Description
Inch	960-10-1	601-01-1	Magnetic Stand With 6" Rods And Universal Clamp
		501-73-3	Horiz. Dial Test Indicator .03" x .0005"
Metric	960-10-0	601-01-0	Magnetic Stand With 150mm Rods And Universal Clamp
		501-08-2	Horiz. Dial Test Indicator 0.8mm x 0.01mm

### Kit #7 Magnetic Base And Dial Gauge Plus

	Code No.	Individual Code No.	Individual Description
Inch	960-07-1	601-01-1	Magnetic Stand With 6" Rods And Universal Clamp
		402-01-1	AGD2 Dial Indicator 0-.050" x .0001"
Metric	960-07-0	601-01-0	Magnetic Stand With 150mm Rods And Universal Clamp
		402-01-0	AGD2 Dial Indicator 0-1mm x 0.001mm

### Kit #11 Magnetic Base And Test Indicator Plus

	Code No.	Individual Code No.	Individual Description
Inch	960-11-1	601-01-1	Magnetic Stand With 6" Rods And Universal Clamp
		501-78-3	Horiz. Dial Test Indicator .008" x .0001"
Metric	960-11-0	601-01-0	Magnetic Stand With 150mm Rods And Universal Clamp
		501-02-2	Horiz. Dial Test Indicator 0.2mm x 0.002mm

### Kit #8 Magnetic Adj. Base And Dial Gauge

	Code No.	Individual Code No.	Individual Description
Inch	960-08-1	601-02-1	Magnetic Stand With 6" Rods And Universal Clamp/Fine Adjustment
		402-26-1	AGD2 Dial Indicator 0-1" x .001"
Metric	960-08-0	601-02-0	Magnetic Stand With 150mm Rods And Universal Clamp/Fine Adjustment
		402-10-0	AGD2 Dial Indicator 0-10mm x 0.01mm

### Kit #12 Magnetic Adj. Base And Test Indicator

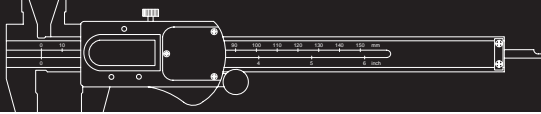
	Code No.	Individual Code No.	Individual Description
Inch	960-12-1	601-02-1	Magnetic Stand With 6" Rods And Universal Clamp/Fine Adjustment
		501-73-3	Horiz. Dial Test Indicator .03" x .0005"
Metric	960-12-0	601-02-0	Magnetic Stand With 150mm Rods And Universal Clamp/Fine Adjustment
		501-08-2	Horiz. Dial Test Indicator 0.8mm x 0.01mm

### Kit #9 Magnetic Adj. Base And Dial Gauge Plus

	Code No.	Individual Code No.	Individual Description
Inch	960-09-1	601-02-1	Magnetic Stand With 6" Rods And Universal Clamp/Fine Adjustment
		402-01-1	AGD2 Dial Indicator 0-.050" x .0001"
Metric	960-09-0	601-02-0	Magnetic Stand With 150mm Rods And Universal Clamp/Fine Adjustment
		402-01-0	AGD2 Dial Indicator 0-1mm x 0.001mm

### Kit #13 Magnetic Adj. Base And Test Indicator Plus

	Code No.	Individual Code No.	Individual Description
Inch	960-13-1	601-02-1	Magnetic Stand With 6" Rods And Universal Clamp
		501-78-3	Horiz. Dial Test Indicator .008" x .0001"
Metric	960-13-0	601-02-0	Magnetic Stand With 150mm Rods And Universal Clamp
		501-02-2	Horiz. Dial Test Indicator 0.2mm x 0.002mm



960-14-1B



960-14-1B

### Kit #14B Digital Plus

	Code No.	Individual Code No.	Individual Description
Inch	960-14-1B	602-02-1	Articulating Arm With Magnetic Base, Type II
		501-73-3	0-.03" x .0005" Horiz. Dial Test Indicator.
		101-01-1	0-1" x .001" Outside Mic.
		105-01-5	0-1" x .00005" Digital Outside Mic.
		402-12-1	0-.5" x .0005" AGD2 Dial Indicator
		407-01-3	0-.5" x .0005" Digital Indicators
		307-56-3	0-6" x .0005" ABS Digital Caliper
Metric	960-14-0B	602-02-1	Articulating Arm With Magnetic Base, Type II
		501-08-2	0-0.8mm x 0.01mm Horiz. Dial Test Indicator.
		101-01-0	0-25mm x 0.01mm Outside Mic.
		105-01-4	0-25mm x 0.001mm Digital Outside Mic.
		402-10-0	0-10mm x 0.01mm AGD2 Dial Indicator
		407-01-2	0-12.5mm x 0.01mm Digital Indicators
		307-56-3	0-150mm x 0.01mm ABS Digital Caliper
		P303-06-0	0-150mm x 0.01mm Dial Caliper



960-16-1

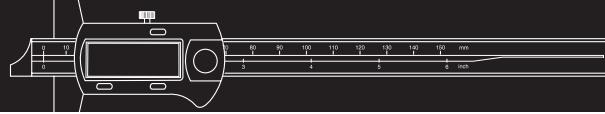
### Kit #16 Digital Plus

	Code No.	Individual Code No.	Individual Description
960-16-1		602-02-1	Articulating Arm With Magnetic Base, Type II
		501-73-3	0-.03" x .0005" Horiz. Dial Test Indicator.
		101-01-3	0-1" x .0001" Outside Mic.
		402-26-1	0-1" x .001" AGD2 Dial Indicator
		301-06-1	0-6" x .0005" IP67 Digital Calipers



# Depth & Height Gauges

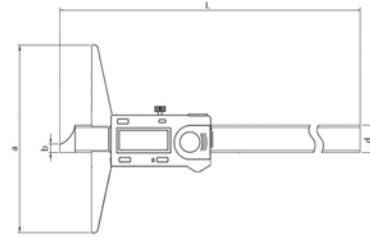
137	ABS Digital Depth Calipers	145	Dial Holders
137	ABS Digital Depth Calipers With Single Hook	145	Depth Base Attachment For Calipers
138	ABS Digital Depth Calipers With Double Hook	146	Digital Thickness Gauges
138	Digital Depth Calipers	147	Thickness Gauges
139	Digital Depth Calipers With Single Hook	148	Quick Digital Thickness Gauges
139	Digital Depth Calipers With Double Hook	148	Quick Dial Thickness Gauges
140	Vernier Depth Calipers	149	Digital Height Gauges
141	Vernier Depth Calipers With Single Hook	149	Single Beam Digital Height Gauges With Hand Wheel
142	Vernier Depth Calipers With Double Hook	150	Double Beam Digital Height Gauges
143	Digital Depth Gauges	151	Double Beam Digital Counter Height Gauges
143	Thread Vernier Depth Gauges	152	Vernier Height Gauges
144	Digital Depth Gauges		
144	Depth Gauges		



## ABS Digital Depth Calipers 327 Series



327-06-7



### FEATURES

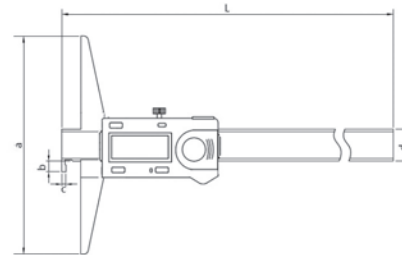
- Resolution: .0005" / 0.01mm
- Both of the measuring surfaces are precision ground for accuracy
- Inch/Metric conversion
- Cable data output: 900-05-4/5
- Wireless data output:
- Transmitting Device: 901-00-4/6
- Receiver Device: 901-00-3
- Bluetooth data output: 901-01-2/4

Code No.	Inch			Metric			Dimensions			
	Range	Graduation	Accuracy	Range	Graduation	Accuracy	L	a	b	d
327-06-7	0-6"	.0005"	±.001"	0-150mm	0.01mm	±0.03mm	232mm	100mm	6mm	14.5mm
327-08-7	0-8"	.0005"	±.0015"	0-200mm	0.01mm	±0.03mm	285mm	100mm	6mm	14.5mm
327-12-7	0-12"	.0005"	±.0015"	0-300mm	0.01mm	±0.04mm	390mm	100mm	6mm	14.5mm

## ABS Digital Depth Calipers With Single Hook 322 Series



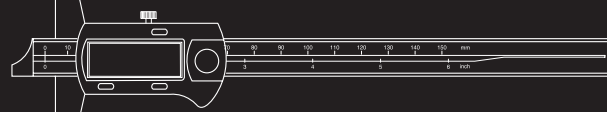
322-06-7



### FEATURES

- Resolution: .0005" / 0.01mm
- The stationary measuring surface on the beam protrudes at right angles (measuring hook) to allow for the measurement of depths, internal groove positions, and other intricate characteristics
- Measurements can be taken on either side of the measuring hook
- All measuring surfaces are hardened
- Cable data output: 900-05-4/5
- Wireless data output:
- Transmitting Device: 901-00-4/6
- Receiver Device: 901-00-3
- Bluetooth data output: 901-01-2/4

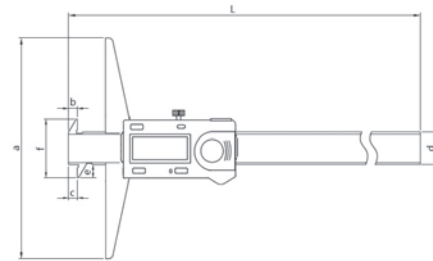
Code No.	Inch			Metric			Dimensions				
	Range	Graduation	Accuracy	Range	Graduation	Accuracy	L	a	b	c	d
322-06-7	0-6"	.0005"	±.001"	0-150mm	0.01mm	±0.03mm	232mm	100mm	5mm	2mm	14.5mm
322-08-7	0-8"	.0005"	±.0015"	0-200mm	0.01mm	±0.03mm	285mm	100mm	5mm	2mm	14.5mm
322-12-7	0-12"	.0005"	±.0015"	0-300mm	0.01mm	±0.04mm	390mm	100mm	5mm	2mm	14.5mm



## ABS Digital Depth Calipers With Double Hook 323 Series



323-06-7




### FEATURES

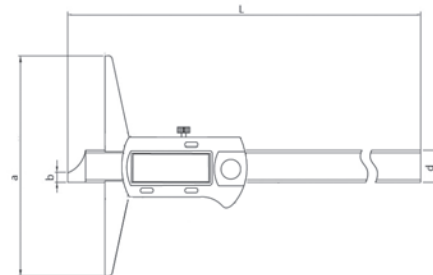
- Resolution: .0005" / 0.01mm
  - The hooked measuring surfaces are used for measurement of internal or external grooves and other intricate work piece characteristics
  - The base and measuring faces are hardened and precision ground
  - Cable data output: 900-05-4/5
  - Wireless data output:
- Transmitting Device: 901-00-4/6  
Receiver Device: 901-00-3
- Bluetooth data output: 901-01-2/4

Code No.	Inch			Metric			Dimensions						
	Range	Graduation	Accuracy	Range	Graduation	Accuracy	L	a	b	c	d	e	F
323-06-7	0-6"	.0005"	±.001"	0-150mm	0.01mm	±0.03mm	232mm	100mm	4mm	4mm	14.5mm	6mm	26.5mm
323-08-7	0-8"	.0005"	±.0015"	0-200mm	0.01mm	±0.03mm	285mm	100mm	4mm	4mm	14.5mm	6mm	26.5mm
323-12-7	0-12"	.0005"	±.0015"	0-300mm	0.01mm	±0.04mm	390mm	100mm	4mm	4mm	14.5mm	6mm	26.5mm

## Digital Depth Calipers 327 Series



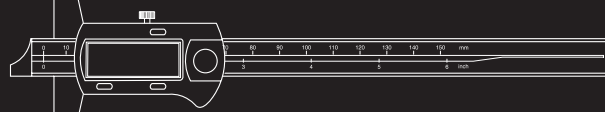
327-26-0



### FEATURES

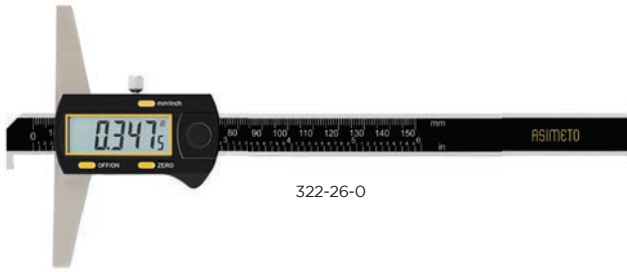
- Resolution: .0005" / 0.01mm
- Both of the measuring surfaces are precision ground for accuracy
- Inch/Metric conversion

Code No.	Inch			Metric			Dimensions			
	Range	Graduation	Accuracy	Range	Graduation	Accuracy	L	a	b	d
327-26-0	0-6"	.001"	±.001"	0-150mm	0.01mm	±0.03mm	235mm	100mm	6mm	14.5mm
327-28-0	0-8"	.001"	±.0015"	0-200mm	0.01mm	±0.03mm	285mm	100mm	6mm	14.5mm
327-32-0	0-12"	.001"	±.0015"	0-300mm	0.01mm	±0.04mm	385mm	100mm	6mm	14.5mm

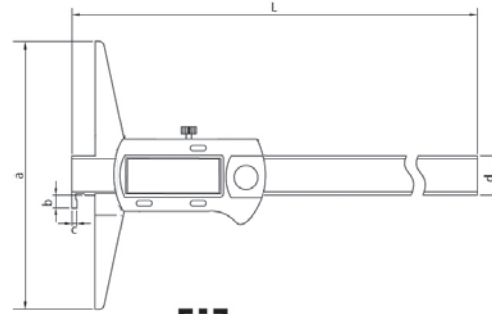


## Digital Depth Calipers With Single Hook

322 Series



322-26-0



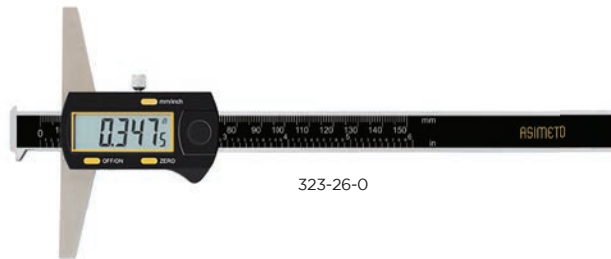
### FEATURES

- Resolution: .0005" / 0.01mm
- The stationary measuring surface on the beam protrudes at right angles (measuring hook)
- to allow for the measurement of depths, internal groove positions, and other intricate characteristics
- Measurements can be taken on either side of the measuring hook
- All measuring surfaces are hardened

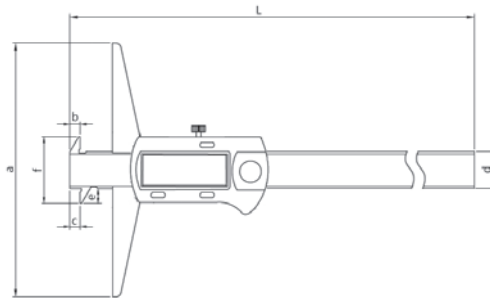
Code No.	Inch			Metric			Dimensions				
	Range	Graduation	Accuracy	Range	Graduation	Accuracy	L	a	b	c	d
322-26-0	0-6"	.001"	±.001"	0-150mm	0.01mm	±0.03mm	235mm	100mm	5mm	2mm	14.5mm
322-28-0	0-8"	.001"	±.0015"	0-200mm	0.01mm	±0.03mm	285mm	100mm	5mm	2mm	14.5mm
322-32-0	0-12"	.001"	±.0015"	0-300mm	0.01mm	±0.04mm	385mm	100mm	5mm	2mm	14.5mm

## Digital Depth Calipers With Double Hook

323 Series



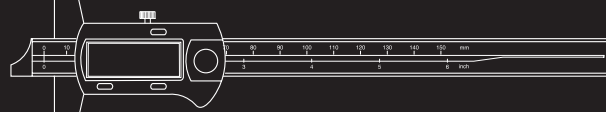
323-26-0



### FEATURES


- Resolution: .0005" / 0.01mm
- The hooked measuring surfaces are used for measurement of internal or external grooves and other intricate work piece characteristics
- The base and measuring faces are hardened and precision ground

Code No.	Inch			Metric			Dimensions						
	Range	Graduation	Accuracy	Range	Graduation	Accuracy	L	a	b	c	d	e	f
323-26-0	0-6"	.001"	±.001"	0-150mm	0.01mm	±0.03mm	237.5mm	100mm	2.5mm	2.5mm	14.5mm	3.5mm	21.5mm
323-28-0	0-8"	.001"	±.0015"	0-200mm	0.01mm	±0.03mm	287.5mm	100mm	2.5mm	2.5mm	14.5mm	3.5mm	21.5mm
323-32-0	0-12"	.001"	±.0015"	0-300mm	0.01mm	±0.04mm	387.5mm	100mm	2.5mm	2.5mm	14.5mm	3.5mm	21.5mm



## Vernier Depth Calipers

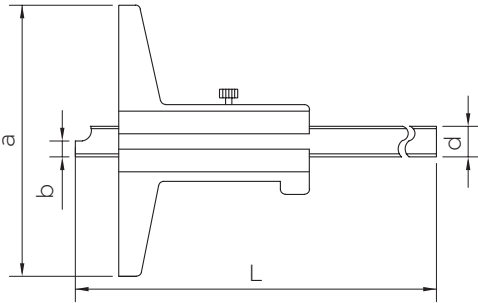
321 Series



321-08-2

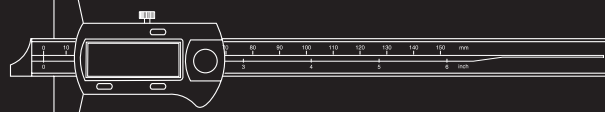
### FEATURES

- Graduation: .001" / 0.02mm or 0.05mm
- Both of the measuring surfaces are precision ground for accuracy




Inch		Dimensions					
Code No.	Range	Graduation	Accuracy	L	a	b	d
321-06-1	0-6"	.001"	±0.01"	230mm	100mm	6mm	10mm
321-08-1	0-8"	.001"	±0.015"	280mm	100mm	6mm	10mm
321-12-1	0-12"	.001"	±0.015"	380mm	100mm	6mm	10mm
321-20-1	0-20"	.001"	±0.02"	580mm	100mm	6mm	10mm

Metric		Dimensions					
Code No.	Range	Graduation	Accuracy	L	a	b	d
321-06-2	0-150mm	0.02mm	±0.03mm	230mm	100mm	6mm	10mm
321-08-2	0-200mm	0.02mm	±0.03mm	280mm	100mm	6mm	10mm
321-12-2	0-300mm	0.02mm	±0.04mm	380mm	100mm	6mm	10mm
321-20-2	0-500mm	0.02mm	±0.06mm	580mm	100mm	6mm	10mm
321-06-0	0-150mm	0.05mm	±0.05mm	230mm	100mm	6mm	10mm
321-08-0	0-200mm	0.05mm	±0.05mm	280mm	100mm	6mm	10mm
321-12-0	0-300mm	0.05mm	±0.05mm	380mm	100mm	6mm	10mm

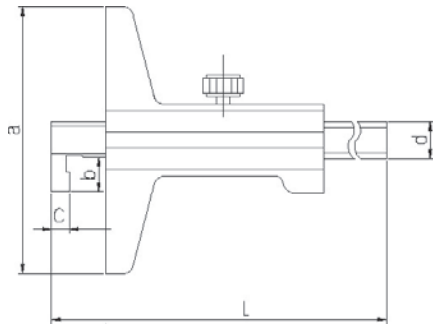


## Vernier Depth Calipers With Single Hook

322 Series



322-08-2

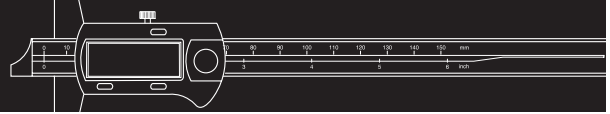


### FEATURES

- Graduation: .001" / 0.05mm
- Both of the measuring surfaces are precision ground for accuracy
- The stationary measuring surface on the beam protrudes at right angles (measuring hook) to allow for the measurement of depths, internal groove positions, and other intricate characteristics
- Measurements can be taken on either side of the measuring hook
- Vernier models are designed allowing the main beam to be reversible with corresponding scales on the slider
- All measuring surfaces are hardened

Inch				Dimensions				
Code No.	Range	Graduation	Accuracy	L	a	b	c	d
322-06-3	0-6"	.001"	±.001"	230mm	100mm	10mm	5mm	10mm
322-08-3	0-8"	.001"	±.0015"	280mm	100mm	10mm	5mm	10mm
322-12-3	0-12"	.001"	±.0015"	380mm	100mm	10mm	5mm	10mm

Metric				Dimensions				
Code No.	Range	Graduation	Accuracy	L	a	b	c	d
322-06-2	0-150mm	0.05mm	±0.05mm	230mm	100mm	10mm	5mm	10mm
322-08-2	0-200mm	0.05mm	±0.05mm	280mm	100mm	10mm	5mm	10mm
322-12-2	0-300mm	0.05mm	±0.08mm	380mm	100mm	10mm	5mm	10mm



## Vernier Depth Calipers With Double Hook

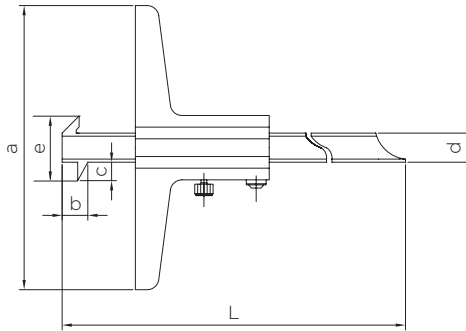
331 Series



331-08-2

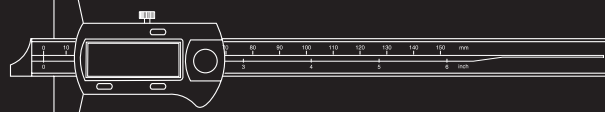
### FEATURES

- Graduation: .001" / 0.05mm
- The hooked measuring surfaces are used for measurement of internal or external grooves and other intricate work piece characteristics
- The main beam on the Vernier models is double sided with dual scales, and is able to be reversed in the slider for measurement flexibility
- The base and measuring faces are hardened and precision ground



Inch		Dimensions							
Code No.	Range	Graduation	Accuracy	L	a	b	c	d	e
331-06-3	0-6"	.001"	±.001"	230mm	100mm	4mm	6mm	10mm	22mm
331-08-3	0-8"	.001"	±.0015"	280mm	100mm	4mm	6mm	10mm	22mm
331-12-3	0-12"	.001"	±.0015"	380mm	100mm	4mm	6mm	10mm	22mm

Metric		Dimensions							
Code No.	Range	Graduation	Accuracy	L	a	b	c	d	e
331-06-2	0-150mm	0.05mm	±0.05mm	230mm	100mm	4mm	6mm	10mm	22mm
331-08-2	0-200mm	0.05mm	±0.05mm	280mm	100mm	4mm	6mm	10mm	22mm
331-12-2	0-300mm	0.05mm	±0.08mm	380mm	100mm	4mm	6mm	10mm	22mm

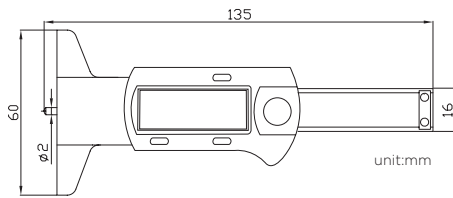


## Digital Depth Gauges

321 Series



321-01-2



unit:mm

### FEATURES


- Resolution: .0005" / 0.01mm
- Zero setting at any position
- Inch/Metric conversion
- Spherical end anvil



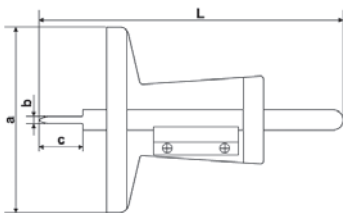
	Inch		Metric		
Code No.	Range	Accuracy	Range	Accuracy	Base Length
321-01-2	0-1.2"	±.0015"	0-30mm	±0.03mm	60mm

## Thread Vernier Depth Gauges

321 Series



321-02-0

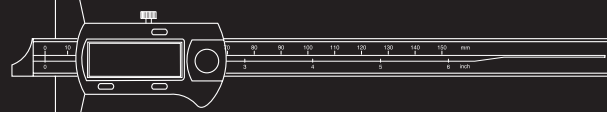


### FEATURES

- Graduation: 0.1mm
- Easy to carry
- Used for measuring the tire thread depth

Code No.	Range	Graduation	Accuracy	L	a	b	c
321-02-0	0-30mm	0.1mm	±0.1mm	90mm	55mm	2mm	13mm





## Digital Depth Gauges 475 Series



475-04-4

### FEATURES

- Resolution: .0005" or .00005" / 0.01mm or 0.001mm
- The total measuring range is accomplished with threaded depth rods in 1" or 20mm intervals
- The base surface is precisely finished and hardened for accurate repeatable measurements
- Inch/Metric conversion



Inch				Metric					
Code No.	Range	Resolution	Accuracy	Range	Resolution	Accuracy	Stroke	Rods	Base Length
475-04-0	0-4"	.0005"	.001"	0-100mm	0.01mm	0.02mm	12.7mm	10 pcs	63 x 17mm
475-04-2	0-4"	.0005"	.001"	0-100mm	0.01mm	0.02mm	12.7mm	10 pcs	101.5 x 17mm
475-04-4	0-4"	.00005"	.0005"	0-100mm	0.001mm	0.01mm	12.7mm	10 pcs	63 x 17mm
475-04-6	0-4"	.00005"	.0005"	0-100mm	0.001mm	0.01mm	12.7mm	10 pcs	101.5 x 17mm

## Depth Gauges 473 Series



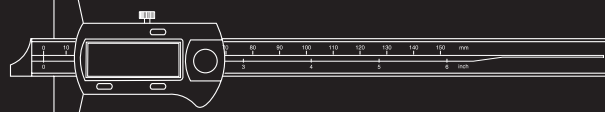
473-04-0

### FEATURES

- Graduation: .001" / 0.01mm
- The total measuring range is accomplished with threaded depth rods in 1" or 20mm intervals
- The base surface is precisely finished and hardened for accurate repeatable measurements

Inch						
Code No.	Range	Resolution	Accuracy	Stroke	Rods	Base Length
473-04-1	0-4"	.001"	±.002"	1"	4 pcs	2.5" x .63"
473-04-3	0-4"	.001"	±.002"	1"	4 pcs	4" x .63"

Metric						
Code No.	Range	Resolution	Accuracy	Stroke	Rods	Base Length
473-04-0	0-100mm	0.01mm	0.02mm	10mm	10 pcs	63 x 17mm
473-04-2	0-100mm	0.01mm	0.02mm	10mm	10 pcs	101.5 x 17mm



## Dial Holders 500 Series




500-90-1

### FEATURES

- Measuring depth with a dial indicator

Code No.	Base Length	Dia. Of Hole	Measuring Rods Qty.
500-90-1	63.5mm	3/8"	10 pcs
500-90-3	100mm	3/8"	10 pcs
500-90-0	63.5mm	8mm	10 pcs
500-90-2	100mm	8mm	10 pcs

## Depth Base Attachment For Calipers 327 Series

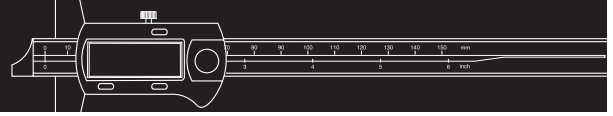


327-66-9

### FEATURES

- For up to 0-300mm digital calipers with depth bar
- Made of stainless steel

Code No.	Base Length
327-66-9	75mm/3"



## Digital Thickness Gauges

495 Series



495-01-2

### FEATURES

- Resolution: .0005" or .00005" / 0.01mm or 0.001mm
- Designed for the measurement of paper, film, wire, sheet metal, jewelry, leather and similar materials
- Measurement anvils are flat



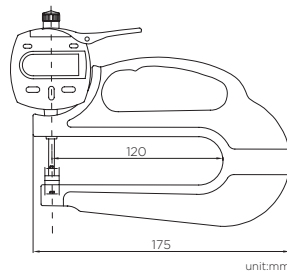
Inch				Metric			
Code No.	Range	Resolution	Accuracy	Range	Resolution	Accuracy	Throat Depth
495-01-2	0-.4"	.0005"	±.0008"	0-10mm	0.01mm	±0.015mm	30mm
495-01-4	0-.4"	.0005"	±.0008"	0-10mm	0.01mm	±0.015mm	50mm
495-01-6	0-.4"	.0005"	±.0008"	0-10mm	0.01mm	±0.015mm	120mm
495-01-5	0-.4"	.00005"	±.0002"	0-10mm	0.001mm	±0.004mm	30mm
495-01-7	0-.4"	.00005"	±.0002"	0-10mm	0.001mm	±0.004mm	50mm
495-01-9	0-.4"	.00005"	±.0002"	0-10mm	0.001mm	±0.005mm	120mm

## Digital Thickness Gauges

495 Series



495-02-0



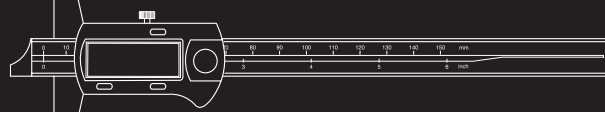
unit:mm

### FEATURES

- Resolution: .0005" or .00005" / 0.01mm or 0.001mm
- Designed for the measurement of paper, film, wire, sheet metal, jewelry, leather and similar materials
- Measurement anvils are flat



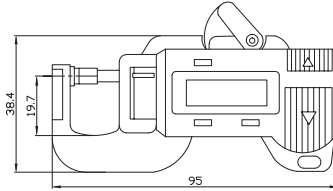
Inch				Metric			
Code No.	Range	Resolution	Accuracy	Range	Resolution	Accuracy	Deep Throat
495-01-0	0-.4"	.0005"	±.001"	0-10mm	0.01mm	±0.015mm	30mm
495-02-0	0-.4"	.0005"	±.001"	0-10mm	0.01mm	±0.015mm	120mm
495-01-3	0-.4"	.00005"	±.0005"	0-10mm	0.001mm	±0.01mm	30mm
495-02-3	0-.4"	.00005"	±.0005"	0-10mm	0.001mm	±0.01mm	120mm



## Digital Thickness Gauges 325 Series



325-30-0

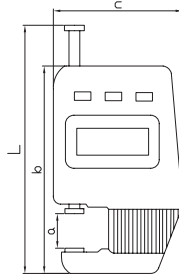


### FEATURES

- Resolution: .0005" / 0.01mm
- For measuring the thickness of paper, film, wire, sheet metal, jewelry, leather and similar materials
- Light weight, easy to operate
- Inch/Metric conversion



325-50-0



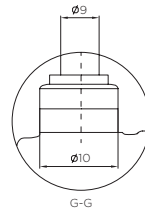
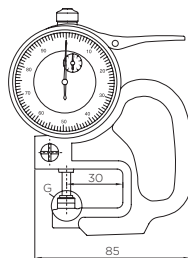
Horizontal		Inch			Metric			Dimensions			
Code No.	Range	Resolution	Accuracy	Range	Resolution	Accuracy	L	a	b	c	
325-30-0	0-.5"	.0005"	±.0015"	0-12mm	0.01mm	±0.03mm	102.6mm	15.5mm	83.6mm	51mm	
325-32-0	0-1"	.0005"	±.0015"	0-25mm	0.01mm	±0.04mm	132.8mm	26mm	104mm	61mm	

Vertical		Inch			Metric			Dimensions			
Code No.	Range	Resolution	Accuracy	Range	Resolution	Accuracy	L	a	b	c	
325-50-0	0-.6"	.0005"	±.0015"	0-15mm	0.01mm	±0.03mm	102.6mm	15.5mm	83.6mm	51mm	
325-52-0	0-1"	.0005"	±.0015"	0-25mm	0.01mm	±0.04mm	132.8mm	26mm	104mm	61mm	

## Thickness Gauges 491 Series



491-01-0

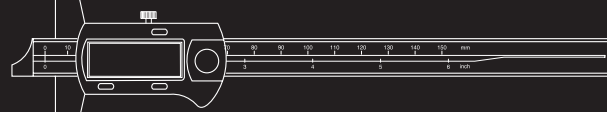


### FEATURES

- Graduation: .001" / 0.01mm
- Designed for the measurement of paper, film, wire, sheet metal, jewelry, leather and similar materials
- Measurement anvils are flat

Dial Models				
Code No.	Range	Graduation	Accuracy	Deep Throat
491-01-1	0-.4"	.001"	±.001"	30mm
491-02-1	0-.4"	.001"	±.001"	120mm

Dial Models				
Code No.	Range	Graduation	Accuracy	Deep Throat
491-01-0	0-10mm	0.01mm	±0.015mm	30mm
491-02-0	0-10mm	0.01mm	±0.015mm	120mm

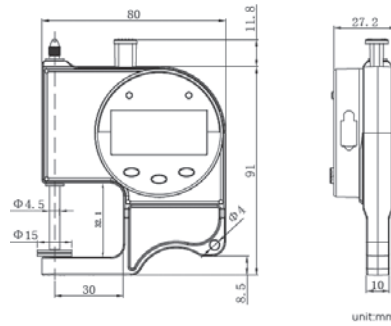


## Quick Digital Thickness Gauges

495 Series



495-00-0



### FEATURES

- Resolution: .0005" / 0.01mm
- High strength engineering plastics frame
- Measuring head interchangeable (flat or ball), wide measuring range
- Data output
- Depth 30mm



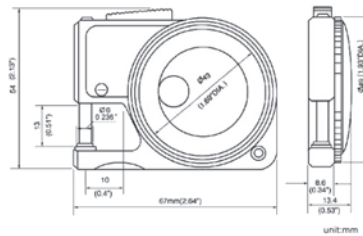
Inch		Metric				
Code No.	Range	Resolution	Accuracy	Range	Resolution	Accuracy
495-00-0	0-1"	.0005"	±.002"	0-25mm	0.01mm	0.05mm

## Quick Dial Thickness Gauges

491 Series



491-00-1

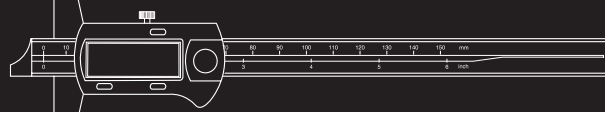


### FEATURES

- Graduation: .001" / 0.01mm
- The very compact thickness gauges are designed for carrying convenience and ideally suited for quick inspection of paper, leather, wire, plastic, sheet metal and similar materials
- Aluminum main body, stainless steel or ceramic contact point and anvil

Inch			
Code No.	Range	Graduation	Accuracy
491-00-1	0-.4"	.001"	±.002"

Metric			
Code No.	Range	Graduation	Accuracy
491-00-0	0-25mm	0.01mm	0.05mm

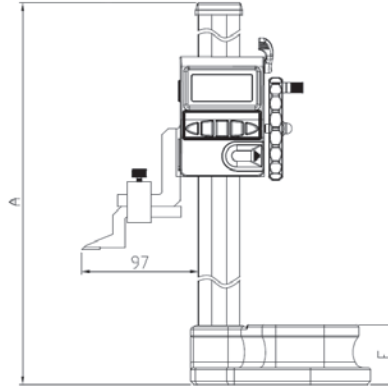
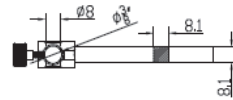


## Digital Height Gauges

626 Series



626-24-2



### FEATURES

- Resolution: .0005" / 0.01mm
- Built in wireless data transmission
- External digital data input function, no need to
- repeat dial "0" to achieve rapid detection
- Built in external power port
- Protection level IP65

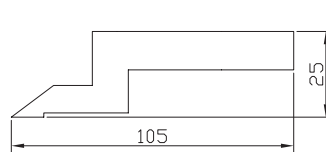
Code No.	Inch			Metric			Dimensions				
	Range	Resolution	Accuracy	Range	Resolution	Accuracy	A	B	C	D	E
626-12-2	0-12"	.00005"	±0.0015"	0-300mm	0.01mm	±0.04mm	492mm	241mm	150mm	100mm	50mm
626-24-2	0-24"	.00005"	±0.0015"	0-600mm	0.01mm	±0.05mm	796mm	274mm	183mm	120mm	57mm

## Single Beam Digital Height Gauges With Hand Wheel

626 Series



626-12-0



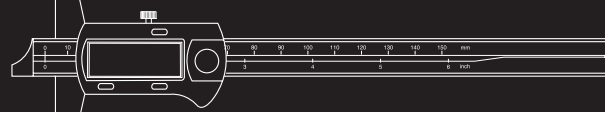
unit:mm



### FEATURES

- Resolution: .0005" / 0.01mm
- Large LCD display
- Hand wheel designed for fine adjustment
- Metric/Inch conversion at any position
- Zero setting at any position
- Carbide tipped scriber provided

Code No.	Inch		Metric	
	Range	Accuracy	Range	Accuracy
626-12-0	0-12"	±0.015"	0-300mm	±0.04mm
626-18-0	0-18"	±0.015"	0-450mm	±0.04mm
626-24-0	0-24"	±0.020"	0-600mm	±0.05mm

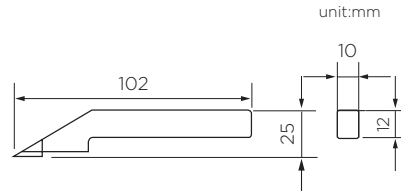


## Digital Height Gauges

625 Series



625-24-0



### FEATURES

- Resolution: .0005" / 0.01mm
- Origin memory eliminates the need to zero the reading each time the height gauge is turned on
- Can be used with a test indicator and holder for precise measurement
- Inch/Metric conversion
- The fine-adjustment allows the slider to be precisely positioned
- The base is designed with a thermal heat isolation hand grip

Code No.	Inch		Metric	
	Range	Accuracy	Range	Accuracy
625-12-0	0-12"	±.0015"	0-300mm	±0.04mm
625-24-0	0-24"	±.0020"	0-600mm	±0.05mm
625-40-0	0-40"	±.0040"	0-1000mm	±0.07mm

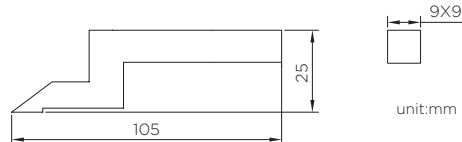
## Double Beam Digital Height Gauges

627 Series

**NEW**



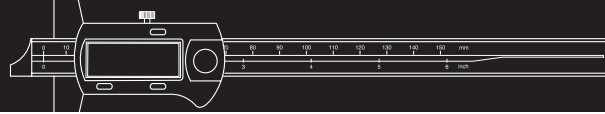
627-12-4



### FEATURES

- Resolution: .0005" / 0.01mm
- Large LCD display
- Inch/Metric system conversion
- High precision, measurement more accurate
- Designed with hand wheel micro-adjustable rack and pinion for precision positioning
- Can be used with a test indicator and holder for precise measurement
- External digital data input function, no need to repeat dial "0" to achieve rapid detection
- Built in bluetooth data transmission(optional)
- Support SPC data output type
- Cable data output: 900-07-0/1
- (Support SPC data output type)
- Wireless data output: (Support SPC data output type)
- Transmitting Device: 901-00-2/7
- Receiver Device: 901-00-3
- Bluetooth data output: 901-01-0/3 (Support SPC data output type)

Code No.	Inch		Metric		Data Output Type
	Range	Accuracy	Range	Accuracy	
627-12-4	0-12"	±.001"	0-300mm	±0.02mm	SPC
627-18-4	0-18"	±.0015"	0-450mm	±0.03mm	SPC
627-24-4	0-24"	±.0015"	0-600mm	±0.03mm	SPC
627-12-6	0-12"	±.001"	0-300mm	±0.02mm	Bluetooth
627-18-6	0-18"	±.0015"	0-450mm	±0.03mm	Bluetooth
627-24-6	0-24"	±.0015"	0-600mm	±0.03mm	Bluetooth

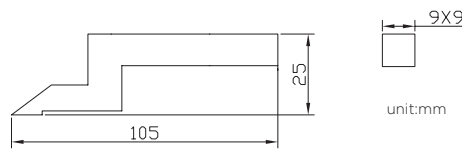


## Double Beam Digital Height Gauges

627 Series



627-24-0




### FEATURES

- Resolution: .001" / 0.01mm
- Large LCD display
- Inch/Metric system conversion
- High precision, measurement more accurate
- Designed with hand wheel micro-adjustable rack and pinion for precision positioning
- Can be used with a test indicator and holder for precise measurement

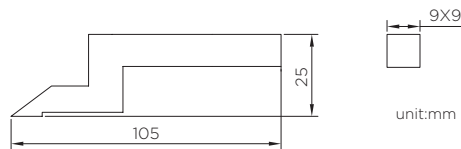
Code No.	Inch		Metric	
	Range	Accuracy	Range	Accuracy
627-12-0	0-12"	±.001"	0-300mm	±0.02mm
627-18-0	0-18"	±.0015"	0-450mm	±0.03mm
627-24-0	0-24"	±.0015"	0-600mm	±0.03mm

## Double Beam Digit Counter Height Gauges

623 Series



623-18-0



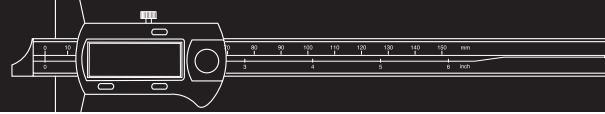
### FEATURES

- Graduation: .001" / 0.01mm.
- Position is displayed by a combination of the digit counter and the dial
- Hand wheel design for both coarse and fine adjustments
- Digit counter graduation: Inch .1" / Metric 1mm
- The digit counters provide bi-directional positioning and the capability of setting zero at any position

Inch		
Code No.	Range	Accuracy
623-12-1	0-12"	±.0015"
623-18-1	0-18"	±.0020"
623-24-1	0-24"	±.0020"
623-40-1	0-40"	±.0030"

Metric		
Code No.	Range	Accuracy
623-12-0	0-300mm	±0.04mm
623-18-0	0-450mm	±0.05mm
623-24-0	0-600mm	±0.07mm
623-40-0	0-1000mm	±0.07mm



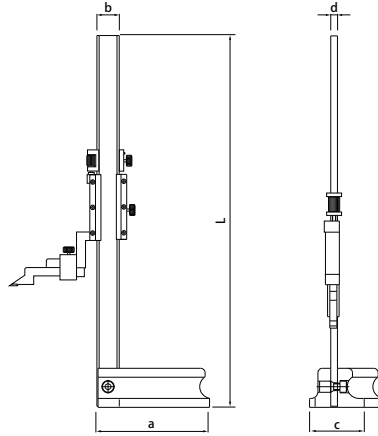


## Vernier Height Gauges

621 Series

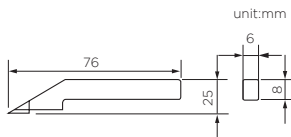


621-12-0

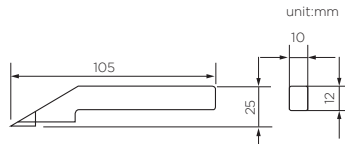


### FEATURES

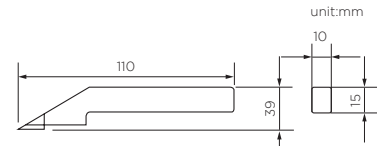
- Graduation:  
Inch: .001" or 1/128"  
Metric: 0.02mm or 0.05mm
- The fine-adjustment allows the slider to be precisely positioned
- Matte chrome finish
- Stainless steel design
- The base is designed with a thermal heat isolation hand grip



For:621-08-OL 621-08-2L  
621-12-OL 621-12-2L



For:621-12-0 621-12-2  
621-20-0 621-20-2  
621-24-0 621-24-2



For:621-40-0 621-40-2

Code No.	Inch			Metric			Dimensions				
	Range	Graduation	Accuracy	Range	Graduation	Accuracy	a	b	c	d	L
621-08-OL	0-8"	1/128"	±.0015"	0-200mm	0.05mm	±0.05mm	135mm	20mm	80mm	6mm	330mm
621-12-OL	0-12"	1/128"	±.0015"	0-300mm	0.05mm	±0.05mm	135mm	20mm	80mm	6mm	430mm
621-12-0	0-12"	1/128"	±.0015"	0-300mm	0.05mm	±0.05mm	175mm	30mm	115mm	10.5mm	520mm
621-20-0	0-20"	1/128"	±.0015"	0-500mm	0.05mm	±0.08mm	175mm	30mm	115mm	10.5mm	720mm
621-24-0	0-24"	1/128"	±.0020"	0-600mm	0.05mm	±0.10mm	175mm	30mm	115mm	10.5mm	820mm
621-40-0	0-40"	1/128"	±.0020"	0-1000mm	0.05mm	±0.10mm					
621-08-2L	0-8"	.001"	±.0015"	0-200mm	0.02mm	±0.03mm	135mm	20mm	80mm	6mm	330mm
621-12-2L	0-12"	.001"	±.0015"	0-300mm	0.02mm	±0.04mm	135mm	20mm	80mm	6mm	430mm
621-12-2	0-12"	.001"	±.0015"	0-300mm	0.02mm	±0.04mm	175mm	30mm	115mm	10.5mm	520mm
621-20-2	0-20"	.001"	±.0015"	0-500mm	0.02mm	±0.05mm	175mm	30mm	115mm	10.5mm	720mm
621-24-2	0-24"	.001"	±.0020"	0-600mm	0.02mm	±0.07mm	175mm	30mm	115mm	10.5mm	820mm
621-40-2	0-40"	.001"	±.0020"	0-1000mm	0.02mm	±0.07mm					

# Indicators & Dial Gauges

154	IP65 Digital Indicators	177	Extended Range Dial Test Indicators
155	IP67 Digital Indicators	178	Extended Range Dial Test Indicator Sets
156	Digital Indicators	179	Digital Radius Gauges
157	Digital Indicators With Analog Display	179	Centering Indicators
158	High-Precision Digital Indicators	180	Axial Support Bracket
160	Small Range Digital Indicators	180	Surface Gauges
161	AGD1 Dial Indicators	181	Optional Accessories For ASIMETO Test Indicators
162	AGD2 Dial Indicators	183	High-Precision Digital Height Gauge
166	AGD2 Dial Indicators Shock Proof Series	186	Dial Gauge Stands
166	AGD2 Dial Indicators IP54 Water Proof Series	187	Precision Granite Stands
167	Crank Shaft Gauges	188	Permanent Magnetic Bases
167	Dial Comparators	189	Magnetic Bases
168	Dial Indicators - One revolution For Error-free Reading	190	Forced Locking Magnetic Bases
168	Straight Metric Indicator Stem Bushing	190	Flexible Arm Magnetic Bases
169	Extensions For Dial Indicator	191	Articulating Arm Magnetic Bases
170	Indicator Points	192	Universal Forced Locking Mechanical Arm Magnetic Bases
174	Dial Test Indicators	193	Hydraulic Magnetic Bases
175	Digital Test Indicators	193	Hydraulic Central Locking Mechanism Provide Very Strong Locking Force
176	Dovetail Stem Sets		



## IP65 Digital Indicators

407 Series



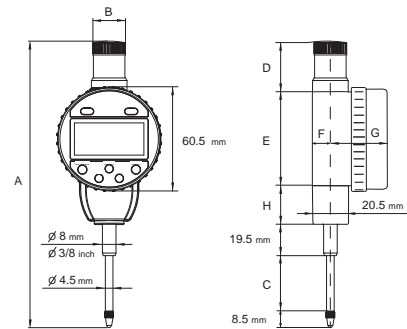
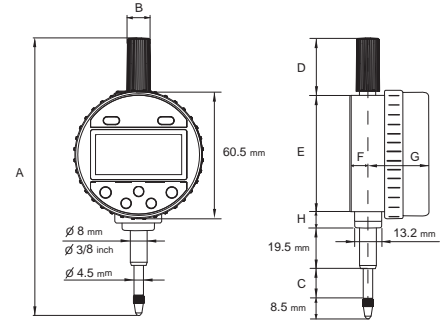
407-01-4



407-02-5



Lifting Level



### FEATURES

- Resolution:
  - Inch: .0005"; .00005"
  - Metric: 0.01mm; 0.001mm
- Absolute measurement
- Tolerance measurement feature allows for the upper and lower tolerance for maximum and minimum
- Inch/Metric and ABS/INC conversion
- Flat back (attached) and lug back supplied
- Ø8mm stem diameter for metric models
- Ø3/8" stem diameter for inch models
- 330 deg. screen rotation
- Cable data output: 900-07-0/1
- Wireless data output:
  - Transmitting Device: 901-00-2/7
  - Receiver Device: 901-00-3
- Bluetooth data output: 901-01-0/3

Code No.	Inch			Dimensions							
	Range	Resolution	Accuracy	A	B	C	D	E	F	G	H
407-01-3	0-.5"	.0005"	±.0015"	137mm	11mm	13.5mm	30mm	60.5mm	8.5mm	31.5mm	5mm
407-02-3	0-1"	.0005"	±.0015"	166.5mm	19.2mm	31.5mm	28mm	56.5mm	11mm	33.2mm	22.5mm
407-03-3	0-2"	.0005"	±.0015"	244mm	19.2mm	56mm	54.5mm	56.5mm	11mm	33.2mm	49mm
407-01-5	0-.5"	.00005"	±.00015"	137mm	11mm	13.5mm	30mm	60.5mm	8.5mm	31.5mm	5mm
407-02-5	0-1"	.00005"	±.00015"	166.5mm	19.2mm	31.5mm	28mm	56.5mm	11mm	33.2mm	22.5mm
407-03-5	0-2"	.00005"	±.0002"	244mm	19.2mm	56mm	54.5mm	56.5mm	11mm	33.2mm	49mm

Code No.	Metric			Dimensions							
	Range	Resolution	Accuracy	A	B	C	D	E	F	G	H
407-01-2	0-12.7mm	0.01mm	0.02mm	137mm	11mm	13.5mm	30mm	60.5mm	8.5mm	31.5mm	5mm
407-02-2	0-25.4mm	0.01mm	0.02mm	166.5mm	19.2mm	31.5mm	28mm	56.5mm	11mm	33.2mm	22.5mm
407-03-2	0-50.8mm	0.01mm	0.02mm	244mm	19.2mm	56mm	54.5mm	56.5mm	11mm	33.2mm	49mm
407-01-4	0-12.7mm	0.001mm	0.004mm	137mm	11mm	13.5mm	30mm	60.5mm	8.5mm	31.5mm	5mm
407-02-4	0-25.4mm	0.001mm	0.005mm	166.5mm	19.2mm	31.5mm	28mm	56.5mm	11mm	33.2mm	22.5mm
407-03-4	0-50.8mm	0.001mm	0.006mm	244mm	19.2mm	56mm	54.5mm	56.5mm	11mm	33.2mm	49mm

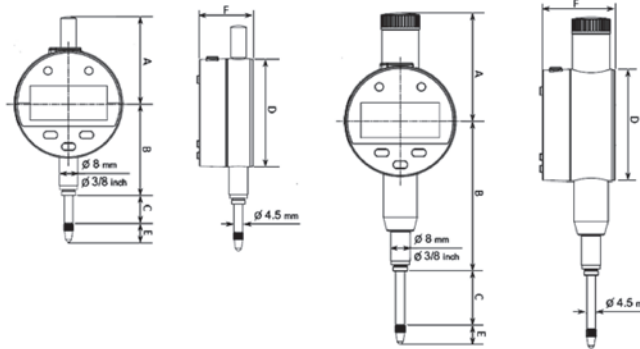


## IP67 Digital Indicators

408 Series



408-01-7



### FEATURES

- Resolution: .00005" / 0.001mm
- Inductive measurement system
- Analog display
- With preset value function, the initial value can be set arbitrarily
- Tolerance measurement feature allows for the upper and lower tolerance for maximum and minimum
- ABS/INC conversion
- Inch/Metric conversion
- Built in wireless transmission (optional)
- Automatic power off
- Cable data output: 900-05-4/5
- Wireless data output:
  - Transmitting Device: 901-00-4/6
  - Receiver Device: 901-00-3
- Protection level IP67

Inch				Dimensions						
Code No.	Range	Accuracy	Resolution	Data Output Type	A	B	C	D	E	F
408-01-7	0-.5"	±.0003"	.00005"	SPC	45.1mm	46.8mm	13.5mm	56.0mm	8.5mm	27.8mm
408-02-7	0-1"	±.0003"	.00005"	SPC	54.2mm	75.0mm	27.0mm	56.0mm	8.5mm	36.6mm
408-03-7	0-2"	±.0004"	.00005"	SPC	80.2mm	99.5mm	52.0mm	56.0mm	8.5mm	36.6mm
408-04-7	0-4"	±.0006"	.00005"	SPC	80.2mm	99.5mm	52.0mm	56.0mm	8.5mm	36.6mm
408-01-9	0-.5"	±.0003"	.00005"	Bluetooth	45.1mm	46.8mm	13.5mm	56.0mm	8.5mm	27.8mm
408-02-9	0-1"	±.0003"	.00005"	Bluetooth	54.2mm	75.0mm	27.0mm	56.0mm	8.5mm	36.6mm
408-03-9	0-2"	±.0004"	.00005"	Bluetooth	80.2mm	99.5mm	52.0mm	56.0mm	8.5mm	36.6mm
408-04-9	0-4"	±.0006"	.00005"	Bluetooth	130.3mm	149.5mm	103.4mm	56.0mm	8.5mm	26.6mm

Metric				Dimensions						
Code No.	Range	Accuracy	Resolution	Data Output Type	A	B	C	D	E	F
408-01-6	0-12.7mm	0.007mm	0.001mm	SPC	45.1mm	46.8mm	13.5mm	56.0mm	8.5mm	27.8mm
408-02-6	0-25.4mm	0.008mm	0.001mm	SPC	54.2mm	75.0mm	27.0mm	56.0mm	8.5mm	36.6mm
408-03-6	0-50.8mm	0.010mm	0.001mm	SPC	80.2mm	99.5mm	52.0mm	56.0mm	8.5mm	36.6mm
408-04-6	0-101.6mm	0.015mm	0.001mm	SPC	80.2mm	99.5mm	52.0mm	56.0mm	8.5mm	36.6mm
408-01-8	0-12.7mm	0.007mm	0.001mm	Bluetooth	45.1mm	46.8mm	13.5mm	56.0mm	8.5mm	27.8mm
408-02-8	0-25.4mm	0.008mm	0.001mm	Bluetooth	54.2mm	75.0mm	27.0mm	56.0mm	8.5mm	36.6mm
408-03-8	0-50.8mm	0.010mm	0.001mm	Bluetooth	80.2mm	99.5mm	52.0mm	56.0mm	8.5mm	36.6mm
408-04-8	0-101.6mm	0.015mm	0.001mm	Bluetooth	130.3mm	149.5mm	103.4mm	56.0mm	8.5mm	36.6mm



## Digital Indicators

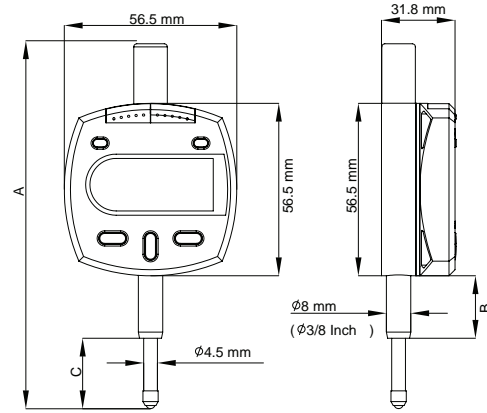
405 Series



405-01-4



405-02-4



### FEATURES

- Resolution:
  - Inch: .0005"; .00005"
  - Metric: 0.01mm; 0.001mm
- The maximum, minimum, or runout value can be displayed during measurement.
- Tolerance measurement feature allows for the upper and lower tolerance



- for maximum and minimum.
- Inch/Metric and ABS/INC conversion
- Flat back (attached) and lug back supplied
- Ø8mm stem diameter for metric models
- Ø3/8" stem diameter for inch models
- Cable data output: 900-20-0

Inch				Dimensions		
Code No.	Range	Resolution	Accuracy	A	B	C
405-95-1	0-.5"	.0005"	±.0015"	122mm	26mm	24mm
405-01-1	0-1"	.0005"	±.0015"	174mm	47mm	41mm
405-02-1	0-2"	.0005"	±.0015"	248mm	71mm	61mm
405-04-1	0-4"	.0005"	±.0015"	396mm	35mm	102mm
405-95-5	0-.5"	.00005"	±.00015"	122mm	26mm	24mm
405-01-5	0-1"	.00005"	±.00015"	174mm	47mm	41mm
405-02-5	0-2"	.00005"	±.0002"	248mm	71mm	61mm
405-04-5	0-4"	.00005"	±.0003"	396mm	35mm	102mm

Metric				Dimensions		
Code No.	Range	Resolution	Accuracy	A	B	C
405-95-0	0-12.7mm	0.01mm	0.02mm	122mm	26mm	24mm
405-01-0	0-25.4mm	0.01mm	0.02mm	174mm	47mm	41mm
405-02-0	0-50.8mm	0.01mm	0.02mm	248mm	71mm	61mm
405-04-0	0-101.6mm	0.01mm	0.03mm	396mm	35mm	102mm
405-95-4	0-12.7mm	0.001mm	0.004mm	122mm	26mm	24mm
405-01-4	0-25.4mm	0.001mm	0.005mm	174mm	47mm	41mm
405-02-4	0-50.8mm	0.001mm	0.006mm	248mm	71mm	61mm
405-04-4	0-101.6mm	0.001mm	0.008mm	396mm	35mm	102mm



## Digital Indicators With Analog Display

406 Series



406-05-0

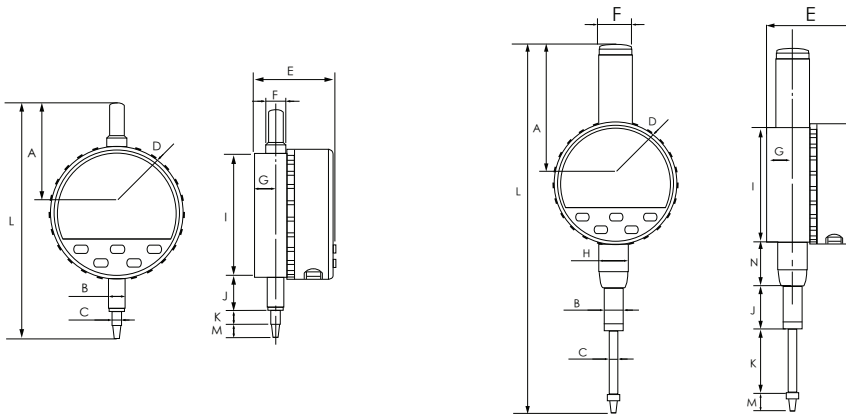
Inch			
Code No.	Range	Resolution	Accuracy
406-25-1	0-.25"	.00005"	±0.0003"
406-05-1	0-.5"	.00005"	±0.0003"
406-01-1	0-1"	.00005"	±0.0006"

Metric			
Code No.	Range	Resolution	Accuracy
406-25-0	0-6.35mm	0.002mm	0.006mm
406-05-0	0-12.7mm	0.002mm	0.008mm
406-01-0	0-25.4mm	0.002mm	0.015mm



### FEATURES

- Resolution: .00005" / 0.002mm, 0.001mm
- Absolute measurement
- 330 deg. screen rotation
- Inch/Metric conversion
- Auto power On/Off
- Flat back(attached) and lug back supplied
- Ø8mm stem diameter for metric models  
Ø3/8" stem diameter for inch models



Inch	Metric	Dimensions													
Range	Range	A	B	C	D	E	F	G	H	I	J	K	L	M	N
0-.25"	0-6.35mm	45.8mm	8mm	4.5mm	63mm	10mm	39mm	10mm	-	59mm	22mm	8mm	115mm	10mm	-
0-.5"	0-12.7mm	55mm	8mm	4.5mm	63mm	10mm	39mm	10mm	-	59mm	22mm	14.5mm	131mm	10mm	-
0-1"	0-25.4mm	71mm	8mm	4.5mm	63mm	16mm	45mm	10mm	14mm	59mm	22mm	32mm	190mm	10mm	25mm



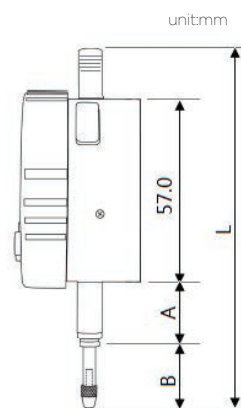
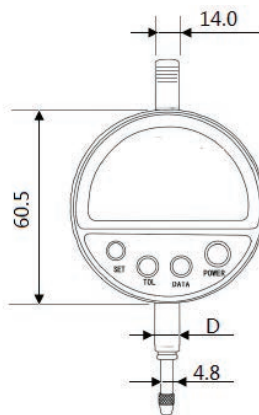
## High-Precision Digital Indicators

406 Series

**NEW**



406-05-6



### FEATURES

- Inch: .00002" , .00005"  
Metric: 0.0005mm, 0.001mm
- Absolute measurement
- 270 deg. screen rotation
- Inch/Metric conversion
- Relative measurement/absolute measurement
- conversion
- Extreme value measurement: max, min, max-min
- Set it to zero anywhere
- Locking in value
- Tolerance setting
- Change of direction of measurement
- Analog pointer display: display measurement direction, out of tolerance alarm
- Automatic shutdown, low battery warning
- Type-C charging supports the charging bank
- Virtual keyboard protocol, standard data acquisition



Inch				Dimensions			
Code No.	Range	Resolution	Accuracy	L	A	B	D
406-05-7	0-0.5"	.00005"	±0.00008"	4.69"	0.87"	0.87"	3/8"
406-01-7	0-1"	.00005"	±0.0001"	5.98"	0.79"	1.38"	3/8"
406-02-7	0-2"	.00005"	±0.0002"	8.76"	0.79"	2.38"	3/8"
406-05-9	0-0.5"	.00002"	±0.00008"	4.69"	0.87"	0.87"	3/8"
406-01-9	0-1"	.00002"	±0.00008"	5.98"	0.79"	1.38"	3/8"
406-02-9	0-2"	.00002"	±0.00016"	8.76"	0.79"	2.38"	3/8"

Metric				Dimensions			
Code No.	Range	Resolution	Accuracy	L	A	B	D
406-05-6	0-12.7mm	0.001mm	0.002mm	119mm	22mm	22mm	8mm
406-01-6	0-25.4mm	0.001mm	0.003mm	152mm	20mm	35mm	8mm
406-02-6	0-50.8mm	0.001mm	0.005mm	222.5mm	20mm	60.5mm	8mm
406-05-8	0-12.7mm	0.0005mm	0.002mm	119mm	22mm	22mm	8mm
406-01-8	0-25.4mm	0.0005mm	0.002mm	152mm	20mm	35mm	8mm
406-02-8	0-50.8mm	0.0005mm	0.004mm	222.5mm	20mm	60.5mm	8mm

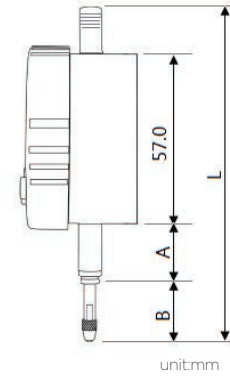
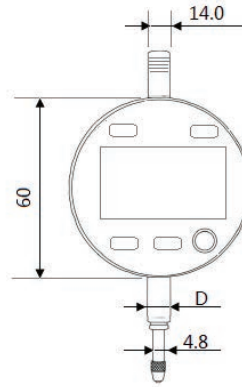


## High-Precision Digital Indicators

405 Series



405-05-8



### FEATURES

- Resolution: .00002" or .00005" switchable, 0.0005mm or 0.001mm switchable
- Absolute measurement
- Built in bluetooth data transmission
- Inch/Metric conversion
- Relative measurement/absolute measurement
- Conversion
- Extreme value measurement: max, min, max-min
- Set it to zero anywhere
- Locking in value
- Tolerance setting
- Change of direction of measurement
- Automatic shutdown, low battery warning
- Type-C charging supports the charging bank
- Virtual keyboard protocol, standard data acquisition

Inch			Dimensions			
Code No.	Range	Accuracy	L	A	B	D
405-05-9	0-0.5"	±.00008"	4.69"	0.87"	0.87"	3/8"
405-01-9	0-1"	±.00008"	5.98"	0.79"	1.38"	3/8"
405-02-9	0-2"	±.00016"	8.76"	0.79"	2.38"	3/8"

Metric			Dimensions			
Code No.	Range	Accuracy	L	A	B	D
405-05-8	0-12.7mm	0.002mm	119mm	22mm	22mm	8mm
405-01-8	0-25.4mm	0.002mm	152mm	20mm	35mm	8mm
405-02-8	0-50.8mm	0.004mm	222.5mm	20mm	60.5mm	8mm



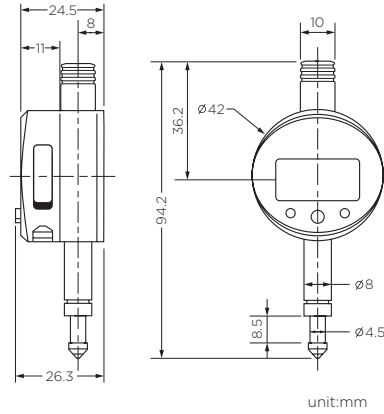


## Small Range Digital Indicators

405 Series



405-05-1



### FEATURES

- Small size, suitable for limited space
- Absolute/incremental measurement
- Preset real position value
- Metric-inch conversion at any position
- With data output interface
- Auto/manual shutdown
- The main body is made of aerometal

Inch			
Code No.	Range	Resolution	Accuracy
405-05-1	0-.2"	.0005"	$\pm 0.0008$ "
405-05-3	0-.2"	.00005"	$\pm 0.0002$ "

Metric			
Code No.	Range	Resolution	Accuracy
405-05-0	0-5mm	0.01mm	0.02mm
405-05-2	0-5mm	0.001mm	0.004mm

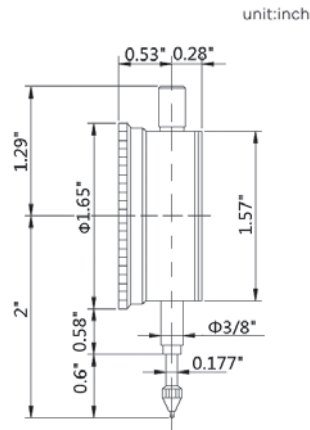


## AGD1 Dial Indicators

401 Series



401-06-1



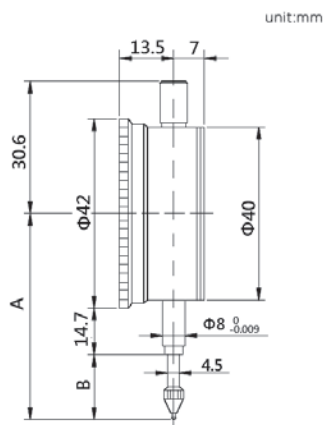
### FEATURES

- Graduation:  
Inch: .0005" / .001"  
Metric: 0.01mm
- Dial face dia.:  $\varnothing 1.61$ " /  $\varnothing 42$ mm
- Jeweled
- Flat back (attached) and lug back supplied
- Inch models without revolution counter

Code No.	Range	Graduation	Range/Rev.	Dial Reading	Accuracy
401-06-1	0-.25"	.001"	.1"	0-100	$\pm 0.001$ "
401-06-3	0-.25"	.001"	.1"	0-50-0	$\pm 0.001$ "
401-06-5	0-.25"	.0005"	.05"	0-25-0	$\pm 0.0005$ "
401-03-1	0-3mm	0.01mm	0.5mm	0-50	$\pm 0.01$ mm
401-05-1	0-5mm	0.01mm	0.5mm	0-50	$\pm 0.012$ mm
401-05-3	0-5mm	0.01mm	0.5mm	0-25-0	$\pm 0.012$ mm



401-03-0



### FEATURES

- Graduation: 0.01mm
- Dial face dia.:  $\varnothing 1.61$ " /  $\varnothing 42$ mm
- Jeweled
- Flat back (attached) and lug back supplied
- Inch models without revolution counter

Code No.	Range	Graduation	Range/Rev.	Dial Reading	Accuracy	Dimensions	
						A	B
401-03-0	0-3mm	0.01mm	0.5mm	0-50	0.010mm	46.4mm	10.7mm
401-05-0	0-5mm	0.01mm	0.5mm	0-50	0.012mm	48.4mm	12.7mm
401-05-2	0-5mm	0.01mm	0.5mm	0-25-0	0.012mm	48.4mm	12.7mm



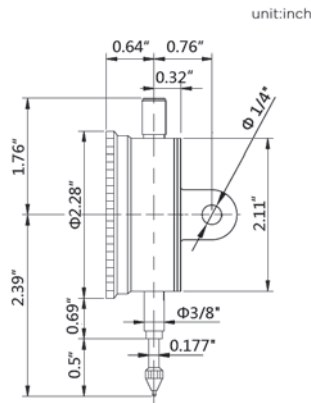
## AGD2 Dial Indicators

402 Series

### Stem Diameter $\varnothing 3/8"$



402-01-5



#### FEATURES

- Graduation: Inch: .0001"
- Easy to read dial face
- Jeweled
- Internal tolerance marker
- Flat back (attached) and lug back supplied
- With counter pointer

Code No.	Range	Graduation	Range/Rev.	Dial Reading	Accuracy
402-01-1	0-.05"	.0001"	.01"	0-100	$\pm 0.0001"$
402-01-3	0-.05"	.0001"	.01"	0-50-0	$\pm 0.0001"$
402-01-5	0-.05"	.0001"	.01"	0-5-0	$\pm 0.0001"$

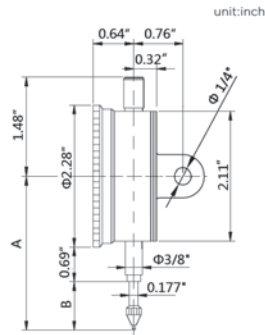
### Stem Diameter $\varnothing 3/8"$



402-06-3



402-12-5



#### FEATURES

- Graduation: Inch: .001" / .0005"
- Easy to read dial face
- Internal tolerance marker
- Flat back (attached) and lug back supplied
- With counter pointer

Code No.	Range	Graduation	Range/Rev.	Dial Reading	Accuracy	A	B
402-06-1	0-.25"	.001"	.1"	0-100	$\pm 0.002"$	2.54"	0.71"
402-06-3	0-.25"	.001"	.1"	0-50-0	$\pm 0.002"$	2.54"	0.71"
402-06-5	0-.25"	.0005"	.05"	0-25-0	$\pm 0.0015"$	2.54"	0.71"

Code No.	Range	Graduation	Range/Rev.	Dial Reading	Accuracy	A	B
402-12-1	0-.50"	.001"	.1"	0-100	$\pm 0.002"$	2.74"	0.91"
402-12-3	0-.50"	.001"	.1"	0-50-0	$\pm 0.002"$	2.74"	0.91"
402-12-5	0-.50"	.0005"	.05"	0-50	$\pm 0.002"$	2.74"	0.91"
402-26-1	0-1"	.001"	.1"	0-100	$\pm 0.002"$	3.21"	1.38"
402-26-3	0-1"	.001"	.1"	0-50-0	$\pm 0.002"$	3.21"	1.38"
402-26-5	0-1"	.0005"	.05"	0-50	$\pm 0.002"$	3.21"	1.38"



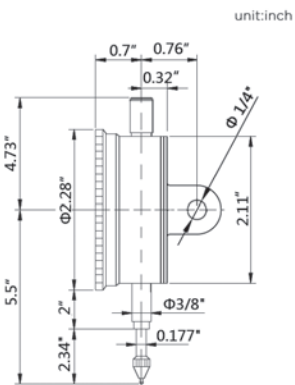
## AGD2 Dial Indicators

402 Series

Stem Diameter  $\varnothing 3/8''$



402-51-1



### FEATURES

- Graduation: Inch: .001"
- Easy to read dial face
- Internal tolerance marker
- Flat back (attached) and lug back supplied
- With counter pointer

Inch					
Code No.	Range	Graduation	Range/Rev.	Dial Reading	Accuracy
402-51-1	0-2"	.001"	.1"	0-100	$\pm 0.004''$

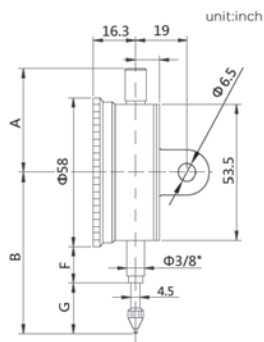
Stem Diameter  $\varnothing 3/8''$



402-03-1



402-10-1



### FEATURES

- Graduation: 0.01mm
- Easy to read dial face
- Jeweled
- Internal tolerance marker
- Flat back (attached) and lug back supplied
- With counter pointer

Dimensions									
Code No.	Range	Graduation	Range/Rev.	Dial Reading	Accuracy	A	B	F	G
402-03-1	0-3mm	0.01mm	1mm	0-100	$\pm 0.01mm$	43.7mm	68.5mm	18.3mm	15mm
402-03-3	0-3mm	0.01mm	1mm	0-50-0	$\pm 0.01mm$	43.7mm	68.5mm	18.3mm	15mm
402-05-1	0-5mm	0.01mm	1mm	0-100	$\pm 0.012mm$	43.7mm	68.5mm	18.3mm	15mm
402-05-3	0-5mm	0.01mm	1mm	0-50-0	$\pm 0.012mm$	43.7mm	68.5mm	18.3mm	15mm

Dimensions									
Code No.	Range	Graduation	Range/Rev.	Dial Reading	Accuracy	A	B	F	G
402-10-1	0-10mm	0.01mm	1mm	0-100	0.015mm	43.7mm	68.5mm	18.3mm	15mm
402-10-3	0-10mm	0.01mm	1mm	0-50-0	0.015mm	43.7mm	68.5mm	18.3mm	15mm
402-20-1	0-20mm	0.01mm	1mm	0-50-0	0.025mm	37.5mm	80.5mm	17.5mm	34mm
402-25-3	0-25mm	0.01mm	1mm	0-50-0	0.035mm	37.5mm	80.5mm	17.5mm	34mm



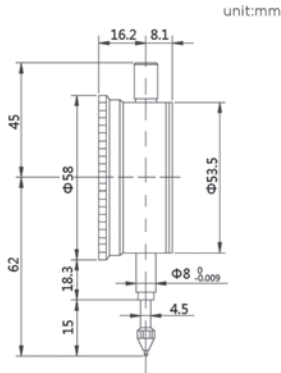
## AGD2 Dial Indicators

402 Series

Stem Diameter Ø8mm



402-01-0



### FEATURES

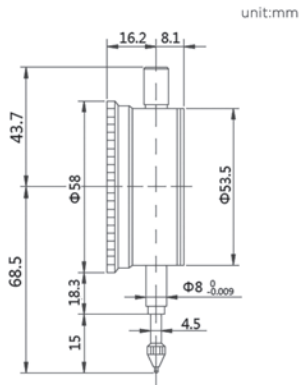
- Graduation: 0.001mm / 0.002mm
- Easy to read dial face
- Jeweled
- Internal tolerance marker
- Flat back (attached) and lug back supplied
- With counter pointer

Code No.	Range	Graduation	Range/Rev.	Dial Reading	Accuracy
402-01-0	0-1mm	0.001mm	0.2mm	0-200	0.005mm
402-01-2	0-1mm	0.001mm	0.2mm	0-100-0	0.005mm
402-01-6	0-1mm	0.002mm	0.4mm	0-100-0	0.006mm
402-01-7	0-1mm	0.002mm	0.4mm	0-100-0	0.006mm
402-01-8	0-1mm	0.001mm	0.1mm	0-100	0.005mm

Stem Diameter Ø8mm



402-10-0



### FEATURES

- Graduation: 0.01mm
- Easy to read dial face
- Jeweled
- Internal tolerance marker
- Flat back (attached) and lug back supplied
- With counter pointer

Code No.	Range	Graduation	Range/Rev.	Dial Reading	Accuracy
402-03-0	0-3mm	0.01mm	1mm	0-100	0.010mm
402-03-2	0-3mm	0.01mm	1mm	0-50-0	0.010mm
402-05-0	0-5mm	0.01mm	1mm	0-100	0.012mm
402-05-2	0-5mm	0.01mm	1mm	0-50-0	0.012mm
402-10-0	0-10mm	0.01mm	1mm	0-100	0.015mm
402-10-2	0-10mm	0.01mm	1mm	0-50-0	0.015mm



## AGD2 Dial Indicators

402 Series

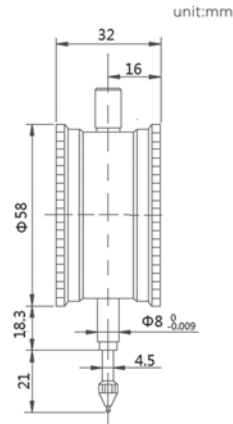


Stem Diameter Ø8mm



402-11-0

402-11-0



### FEATURES

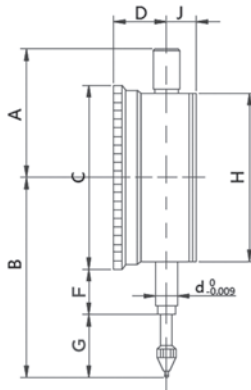
- Graduation: 0.01mm
- Easy to read dial face
- Jeweled
- Internal tolerance marker
- With counter pointer

Metric					
Code No.	Range	Graduation	Range/Rev.	Dial Reading	Accuracy
402-11-0	0-10mm	0.01mm	1mm	0-50-0	0.015mm
				0-100	

Stem Diameter Ø8mm/Ø10mm



402-20-0



### FEATURES

- Graduation: 0.01mm
- Easy to read dial face
- Jeweled
- Internal tolerance marker
- Flat back (attached) and lug back supplied
- With counter pointer

Metric						Dimensions									
Code No.	Range	Graduation	Range/Rev.	Dial Reading	Accuracy	A	B	C	D	F	G	H	J	d	
402-20-0	0-20mm	0.01mm	1mm	0-50-0	0.25mm	37.5mm	80.5mm	58mm	16.3mm	17.5mm	34mm	53.5mm	8.4mm	Ø8mm	
402-20-2	0-20mm	0.01mm	1mm	0-100	0.25mm	37.5mm	80.5mm	58mm	16.3mm	17.5mm	34mm	53.5mm	8.4mm	Ø8mm	
402-25-0	0-25mm	0.01mm	1mm	0-50-0	0.035mm	37.5mm	80.5mm	58mm	16.3mm	17.5mm	34mm	53.5mm	8.4mm	Ø8mm	
402-25-2	0-25mm	0.01mm	1mm	0-100	0.035mm	37.5mm	80.5mm	58mm	16.3mm	17.5mm	34mm	53.5mm	8.4mm	Ø8mm	
402-30-0	0-30mm	0.01mm	1mm	0-100	0.035mm	37.5mm	88mm	58mm	16mm	21.5mm	37.5mm	53.5mm	9mm	Ø8mm	
402-30-2	0-30mm	0.01mm	1mm	0-50-0	0.035mm	37.5mm	88mm	58mm	16mm	21.5mm	37.5mm	53.5mm	9mm	Ø8mm	
402-50-0	0-50mm	0.01mm	1mm	0-100	0.035mm	108.3mm	126.2mm	58mm	19.2mm	39.5mm	57.7mm	53.5mm	8mm	Ø8mm	
402-00-0	0-100mm	0.01mm	1mm	0-100	0.050mm	167.6mm	207.8mm	78mm	19.8mm	60.8mm	108mm	69mm	9mm	Ø10mm	

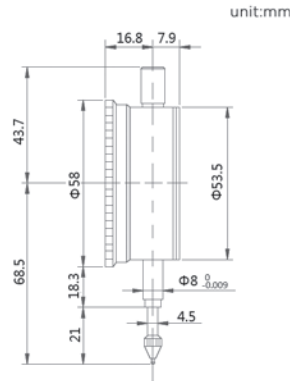


## AGD2 Dial Indicators 402 Series Shock Proof Series

Stem Diameter Ø8mm



402-20-8



### FEATURES

- Graduation: 0.01mm
- Easy to read dial face
- Jeweled
- Internal tolerance marker
- Flat back (attached) and lug back supplied
- With counter pointer

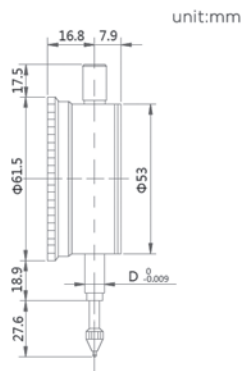
### Metric

Code No.	Range	Graduation	Range/Rev.	Dial Reading	Accuracy
402-05-4	0-5mm	0.01mm	1mm	0-100	0.012mm
402-10-8	0-10mm	0.01mm	1mm	0-100	0.015mm
402-20-8	0-20mm	0.01mm	1mm	0-100	0.025mm

## IP54 Water Proof Series 402 Series



402-10-4



### FEATURES

- Graduation:  
inch: .001" / .0005"  
Metric: 0.01mm
- Easy to read dial face
- Jeweled
- Internal tolerance marker
- Flat back (attached) and lug back supplied
- With counter pointer

Code No.	Range	Graduation	Range/Rev.	Dial Reading	Accuracy	D
Stem Dia. Ø8mm						
402-10-4	0-10mm	0.01mm	1mm	0-100	0.015mm	Ø8mm
Stem Dia. Ø3/8"						
402-26-7	0-0.4"	.001"	.1"	0-100	.002"	Ø3/8"
Stem Dia. Ø3/8"						
402-26-9	0-0.4"	.0005"	.05"	0-50	.0015"	Ø3/8"



## Crank Shaft Gauges

469 Series



### FEATURES

- Graduation: 0.01mm
- For checking crank shafts and crank shaft bearings of motors for ships, cars, trucks etc. Also in departments for grinding crankshafts, repair of crankshafts and especially for checking of motors or compressors in situ.

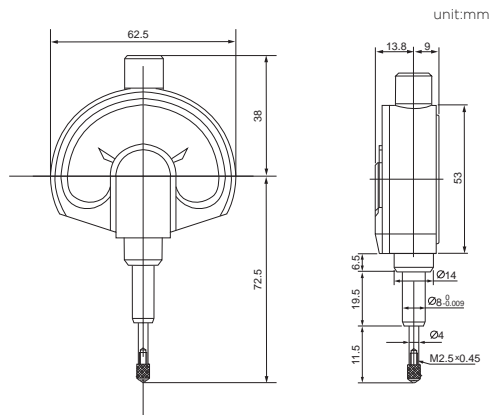
Metric			
Code No.	Range	Dial Travel	Resolution
469-10-3	60-300mm	0-3mm	0.01mm
469-10-5	60-500mm	0-3mm	0.01mm

## Dial Comparators

422 Series



422-21-2



unit:mm

### FEATURES

- Resolution: 0.001mm
- High accuracy
- Jeweled and shock proof
- Water and dust resistant design

G Series						
Code No.	Range	Resolution	Dial Reading	Accuracy	D	
422-21-1	±.002"	.00005"	.002 - 0 - .002	±.00006"	3/8"	
422-21-2	±0.05mm	0.001mm	50-0-50	0.0012mm	8mm	



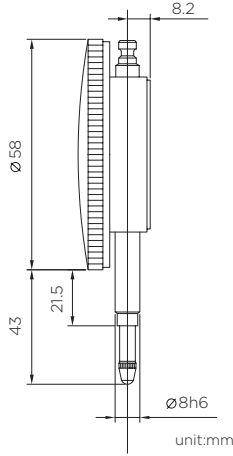


## Dial Indicators - One Revolution For Error-free Reading

422 Series



422-01-0



### FEATURES

- Graduation: 0.01mm
- AGD2 series, dial face dia. Ø58mm
- Easy to read dial face
- A pair of limit hands are provided for quick and easy tolerance judgment
- Provided with an improved resistance to shop floor contaminants such as water and dust
- With Flat back
- With Ø8mm stem diameter

Metric				
Code No.	Range	Graduation	Dial Reading	Accuracy
422-01-0	±0.4mm	0.01mm	40-0-40	0.009mm

G Series				
Code No.	Range	Graduation	Dial Travel	Accuracy
422-02-1	±0.08mm	0.001mm	90-0-90	0.009mm
422-03-1	±0.2mm	0.005mm	20-0-20	0.009mm
422-04-1	±0.08mm	0.002mm	90-0-90	0.009mm
422-05-1	±0.4mm	0.01mm	40-0-40	0.009mm

## Straight Metric Indicator Stem Bushing

500 Series



500-32-0

### FEATURES


- Accepts 8mm stem, converts to 3/8" diameter stem
- Straight bushing, no head
- .500" length
- Brass, Nickel Plated

Code No.
500-32-0

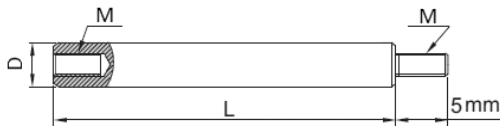


## Extensions For Dial Indicator

477 Series



477-12-7



### FEATURES

- Use to gain extra length
- Stainless steel

Dimensions				
Code No.	L	D	Thread	Material
477-12-7	1 "	0.177"	#4-48UNF	Steel
477-13-7	2 "	0.177"	#4-48UNF	Steel
477-14-7	3 "	0.177"	#4-48UNF	Steel
477-15-7	4 "	0.177"	#4-48UNF	Steel
477-16-7	5 "	0.177"	#4-48UNF	Steel
477-17-7	6 "	0.177"	#4-48UNF	Steel
Inch Set				
477-04-7	8pcs Sets 1", 2", 3", 4", 5", 6"	0.177"	#4-48UNF	Steel

Dimensions				
Code No.	L	D	Thread	Material
477-10-6	10mm	4mm	M2.5X0.45	Steel
477-11-6	15mm	4mm	M2.5X0.45	Steel
477-12-6	20mm	4mm	M2.5X0.45	Steel
477-13-6	25mm	4mm	M2.5X0.45	Steel
477-14-6	30mm	4mm	M2.5X0.45	Steel
477-15-6	40mm	4mm	M2.5X0.45	Steel
477-16-6	50mm	4mm	M2.5X0.45	Steel
477-17-6	60mm	4mm	M2.5X0.45	Steel
477-18-6	70mm	4mm	M2.5X0.45	Steel
477-19-6	75mm	4mm	M2.5X0.45	Steel
477-20-6	80mm	4mm	M2.5X0.45	Steel
477-21-6	90mm	4mm	M2.5X0.45	Steel
477-23-6	100mm	4mm	M2.5X0.45	Steel
Metric Set				
477-04-8	Each of 10mm, 15mm, 20mm, 25mm, 30mm, 40mm, 50mm, 80mm, 100mm	4mm	M2.5X0.45	Steel

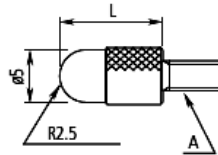


## Indicator Points 476 Series

### Shell Type Points



476-01-0

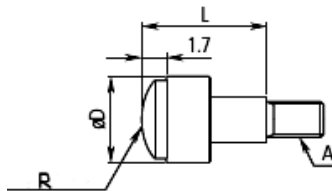


Shell Type Points					
Code No.	Radius	Length	Thread (A)	Material	
476-01-0	2.5mm	5mm	M2.5	Steel	
476-02-0	2.5mm	10mm	M2.5	Steel	
476-03-0	2.5mm	15mm	M2.5	Steel	
476-04-0	2.5mm	20mm	M2.5	Steel	

### Spherical Points



476-05-0

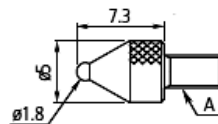


Spherical Points					
Code No.	Probe Dia.	Radius	Length	Thread (A)	Material
476-05-0	9.53mm	9mm	2.38mm	M2.5	Steel
476-06-0	12.7mm	7mm	3.18mm	M2.5	Steel
476-07-0	10mm	9mm	2.38mm	M2.5	Steel

### Ball Points



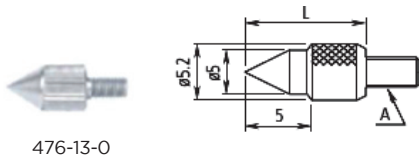
476-08-0



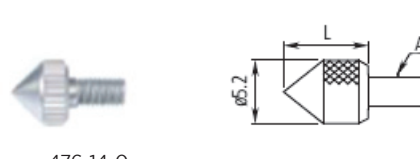
Ball Points					
Code No.	Ball Diameter	Length	Thread (A)	Material	
476-08-0	1mm	7.3mm	M2.5	Carbide Ball	
476-09-0	1.5mm	7.3mm	M2.5	Carbide Ball	
476-10-0	1.8mm	7.3mm	M2.5	Carbide Ball	
476-11-0	2.5mm	7.3mm	M2.5	Carbide Ball	
476-12-0	4mm	7.3mm	M2.5	Carbide Ball	



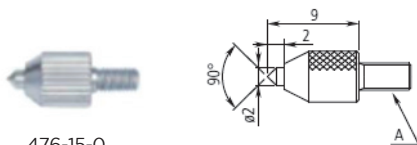
## Conical Points



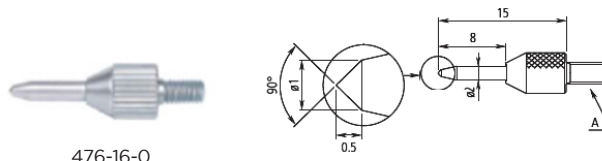
476-13-0



476-14-0



476-15-0



476-16-0

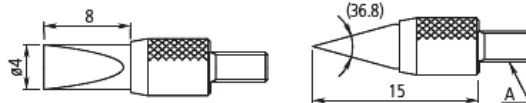
### Conical Points

Code No.	Taper Angle	Dia.	Length	Thread (A)	Material
476-13-0	60°	5.2mm	10mm	M2.5	Steel
476-14-0	90°	5.2mm	5mm	M2.5	Steel
476-15-0	90°	5.2mm	9mm	M2.5	Steel
476-16-0	90°	1mm	15mm	M2.5	Steel

## Knife Edge Points



476-17-0



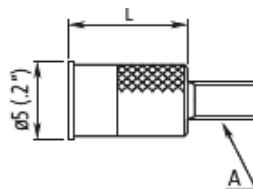
### Knife Edge Points

Code No.	Dia.	Length	Thread (A)	Material
476-17-0	4mm	8mm	M2.5	Steel

## Flat Points



476-18-0



### Flat Points

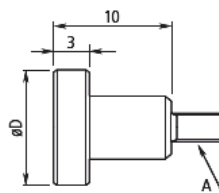
Code No.	Dia.	Length	Thread (A)	Material
476-18-0	5mm	8mm	M2.5	Steel
476-19-0	5mm	10mm	M2.5	Steel



## Flat Points



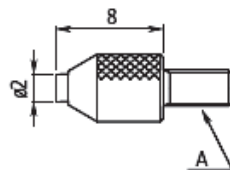
476-20-0



Flat Points				
Code No.	Dia.	Length	Thread (A)	Material
476-20-0	10mm	10mm	M2.5	Steel
476-21-0	15mm	10mm	M2.5	Steel
476-22-0	20mm	10mm	M2.5	Steel
476-23-0	25mm	10mm	M2.5	Steel
476-24-0	30mm	10mm	M2.5	Steel



476-25-0

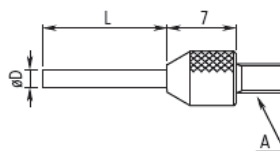


Flat Points				
Code No.	Dia.	Length	Thread (A)	Material
476-25-0	2mm	8mm	M2.5	Carbide

## Needle Points



476-26-0



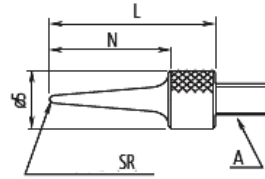
Needle Points				
Code No.	Dia.	Length	Thread (A)	Material
476-26-0	0.45mm	3mm	M2.5	Carbide
476-27-0	0.45mm	5mm	M2.5	Carbide
476-28-0	1mm	3mm	M2.5	Carbide
476-29-0	1mm	5mm	M2.5	Carbide
476-30-0	1mm	8mm	M2.5	Carbide
476-31-0	1mm	10mm	M2.5	Carbide
476-32-0	1mm	20mm	M2.5	Carbide
476-33-0	1mm	40mm	M2.5	Carbide
476-34-0	1.5mm	5mm	M2.5	Carbide
476-35-0	1.5mm	10mm	M2.5	Carbide
476-36-0	1.5mm	13mm	M2.5	Carbide
476-37-0	1.5mm	20mm	M2.5	Carbide
476-38-0	1.5mm	40mm	M2.5	Carbide
476-39-0	2mm	8mm	M2.5	Carbide
476-40-0	2mm	18mm	M2.5	Carbide
476-41-0	2mm	28mm	M2.5	Carbide
476-42-0	2mm	40mm	M2.5	Carbide



## Needle Points



476-43-0

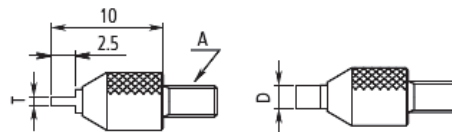


Needle Points					
Code No.	Dia.	Tip Radius	Length	Thread	Material
476-43-0	2mm	0.4mm	11mm	M2.5	Steel
476-44-0	2mm	0.2mm	13mm	M2.5	Steel
476-45-0	3mm	0.4mm	21mm	M2.5	Steel
476-46-0	3mm	0.4mm	31mm	M2.5	Steel

## Knife Edge Points



476-43-0

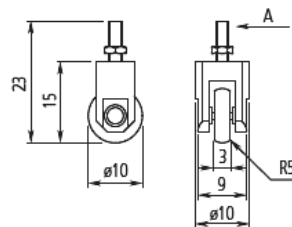


Knife Edge Points					
Code No.	Blade Thickness	Blade Width	Blade Length	Thread	Material
476-47-0	0.4mm	2mm	2.5mm	M2.5	Steel
476-48-0	0.6mm	2mm	2.5mm	M2.5	Steel
476-49-0	1mm	4mm	2.5mm	M2.5	Steel

## Roller Points



476-50-0



Roller Point					
Code No.	Roller Diameter	Roller Thickness	Roller Surface Arc Radius	Thread	Material
476-50-0	0.4mm	2mm	5mm	M2.5	Steel

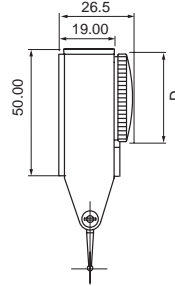
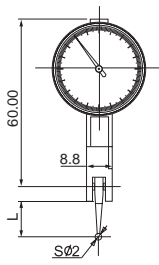


## Dial Test Indicators

501/502/511/512 Series



Horizontal 501-78-3



### FEATURES

- Graduation:  
Inch: .0001"; .0005",  
Metric: 0.002mm; 0.01mm
- Jeweled bearings
- Inch unit comes with Ø3/8" dovetail stems
- Metric unit comes with Ø8mm dovetail stems
- Easy to read yellow face
- Horizontal models and Vertical models are available
- Ruby contact point
- 501-02-1 is with copper body

### Full Set:



Stem Dia.  
Metric: Ø8mm  
Inch: Ø3/8"



Stem Dia.  
Metric: 4mm  
Inch: .157"



Swivel Clamp  
Metric: for Ø4mm & Ø8mm Dia.  
Inch: for Ø3/8" & Ø .157" Dia.



Steel Point  
Dia. Ø1mm



Carbide Tipped Point  
Dia. Ø2mm



Holding Bar  
Metric: 9 x 9 x 100mm  
Inch: .25" x .5" x 4"

### Base Set:



Wrench



Stem Dia.  
Metric: Ø8mm  
Inch: Ø3/8"

Ruby Contact Point  
Dia. Ø2mm

Inch							
Code No.	Set Code No.	Range	Resolution	Dial Reading	Accuracy	L	Note
D: Ø32mm / Ø1.26" Dia.							
501-78-3	501-78-7	.008"	.0001"	0-4-0	±.0001"	12.8mm	Horizontal
501-73-3	501-73-8	.03"	.0005"	0-15-0	±.0005"	13.5mm	Horizontal
501-73-6	-	.03"	.0005"	0-15-0	±.0005"	24mm	Horizontal

Metric							
Code No.	Set Code No.	Range	Resolution	Dial Reading	Accuracy	L	Note
D: Ø32mm / Ø1.26" Dia.							
501-02-1	-	0.2mm	0.002mm	0-100-0	0.004mm	12.2mm	Horizontal
501-02-2	501-02-7	0.2mm	0.002mm	0-100-0	0.004mm	12.8mm	Horizontal
501-05-2	501-05-7	0.5mm	0.01mm	0-25-0	0.013mm	14.4mm	Horizontal
501-08-2	501-08-7	0.8mm	0.01mm	0-40-0	0.013mm	14.4mm	Horizontal
501-08-8	-	0.8mm	0.01mm	0-40-0	0.013mm	25.4mm	Horizontal
501-10-2	501-10-7	1.0mm	0.01mm	0-50-0	0.013mm	18.8mm	Horizontal
501-10-8	-	1.0mm	0.01mm	0-50-0	0.013mm	32.6mm	Horizontal
D: Ø40mm / Ø1.57" Dia.							
502-02-2	502-02-7	0.2mm	0.002mm	0-100-0	0.004mm	12.8mm	Horizontal
502-05-2	502-05-7	0.5mm	0.01mm	0-25-0	0.013mm	14.4mm	Horizontal
502-08-2	502-08-7	0.8mm	0.01mm	0-40-0	0.013mm	14.4mm	Horizontal
502-10-2	502-10-7	1.0mm	0.01mm	0-50-0	0.013mm	18.8mm	Horizontal



## Dial Test Indicators

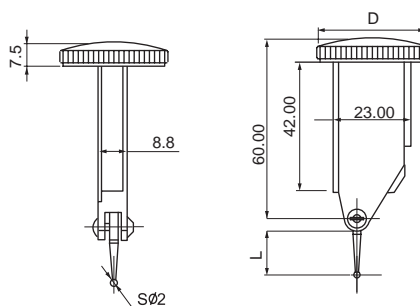
501/502/511/512 Series

G Series		Metric	Dimensions				
Code No.	Set Code No.	Range	Resolution	Dial Reading	Accuracy	L	Note
D:Ø32mm/Ø1.26" Dia.							
501-02-6	-	0.2mm	0.002mm	0-100-0	0.004mm	11.8mm	Horizontal
501-08-6	-	0.8mm	0.01mm	0-40-0	0.008mm	11.8mm	Horizontal
D:Ø40mm/Ø1.57" Dia.							
502-02-6	-	0.2mm	0.002mm	0-100-0	0.004mm	11.8mm	Horizontal
502-08-6	-	0.8mm	0.01mm	0-40-0	0.008mm	11.8mm	Horizontal

G Series		Metric	Dimensions				
Code No.	Set Code No.	Range	Resolution	Dial Reading	Accuracy	L	Note
D:Ø32mm/Ø1.26" Dia.							
511-02-6	-	0.2mm	0.002mm	0-100-0	0.004mm	11.8mm	Horizontal
511-08-6	-	0.8mm	0.01mm	0-40-0	0.013mm	11.8mm	Horizontal
D:Ø40mm/Ø1.57" Dia.							
512-02-6	-	0.2mm	0.002mm	0-100-0	0.004mm	11.8mm	Horizontal
512-08-6	-	0.8mm	0.01mm	0-40-0	0.013mm	11.8mm	Horizontal



Vertical 501-78-5



		Inch	Dimensions				
Code No.	Set Code No.	Range	Resolution	Dial Reading	Accuracy	L	Note
D:Ø32mm/Ø1.26" Dia.							
501-78-5	-	.008"	.0001"	0-4-0	±.0001"	12.8mm	Vertical
501-73-5	-	.03"	.0005"	0-15-0	±.0005"	13.5mm	Vertical

		Metric	Dimensions				
Code No.	Set Code No.	Range	Resolution	Dial Reading	Accuracy	L	Note
D:Ø32mm/Ø1.26" Dia.							
501-02-4	-	0.2mm	0.002mm	0-100-0	0.004mm	12.8mm	Vertical
501-05-4	-	0.5mm	0.01mm	0-25-0	0.013mm	14.4mm	Vertical
501-08-4	-	0.8mm	0.01mm	0-40-0	0.013mm	14.4mm	Vertical
501-10-4	-	1.0mm	0.01mm	0-50-0	0.013mm	18.8mm	Vertical
D:Ø40mm/Ø1.57" Dia.							
502-02-4	-	0.2mm	0.002mm	0-100-0	0.004mm	12.8mm	Vertical
502-05-4	-	0.5mm	0.01mm	0-25-0	0.013mm	14.4mm	Vertical
502-08-4	-	0.8mm	0.01mm	0-40-0	0.013mm	14.4mm	Vertical
502-10-4	-	1.0mm	0.01mm	0-50-0	0.013mm	18.8mm	Vertical





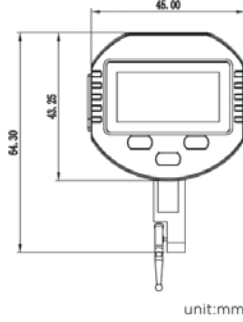
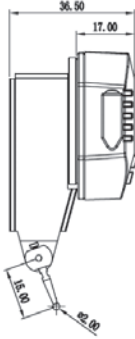
## Digital Test Indicators

505 Series

**NEW**



505-01-2



unit:mm

### FEATURES

- Built in wireless transmission
- Analog pointer display
- Protection level IP65



Inch				Metric		
Code No.	Range	Resolution	Accuracy	Range	Resolution	Accuracy
505-01-2	0-0.03"	.00005"	.0005"	0-0.8mm	0.001mm	0.013mm

## Dovetail Stem Sets

500 Series



505-01-2

Knurled  
Clamping Ring

Dovetail Stem Sets	
Code No.	Size
500-31-1	3/8"
500-31-3	5/32"
500-31-0	8mm
500-31-2	6mm
500-31-5	4mm



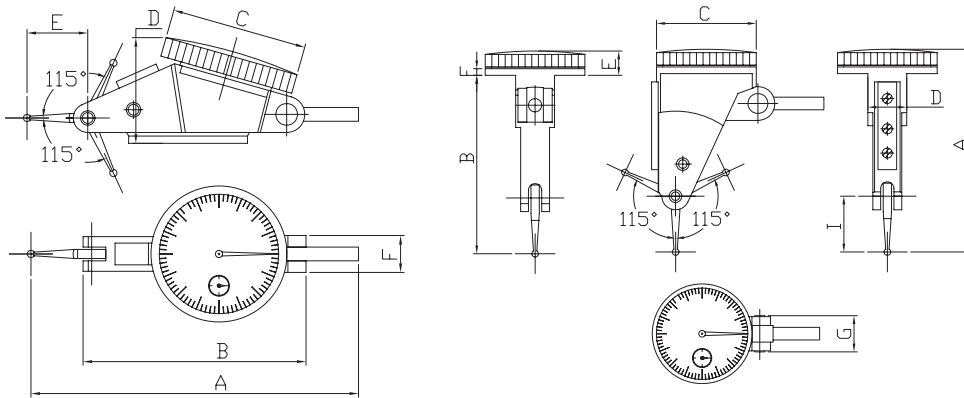
## Extended Range Dial Test Indicators

503/504 Series



### FEATURES

- Graduation:  
Inch: .0005" / .001"  
Metric: 0.01mm
- Jeweled bearing design and resistant to magnetic fields
- Stem diameter: Inch: 5/32", Metric: 4mm
- Ruby contact point swivel 210 degrees
- Horizontal and vertical models are available
- 30 and 38mm dial diameters are available



Vertical						Dimensions						
Code No.	Range	Resolution	Dial Reading	Accuracy	Note	A	B	C	D	E	F	G
Ø30mm/Ø1.18" Dia.												
503-06-1	.060"	.001"	0-15-0	±.0012"	Horizontal	91mm	64mm	30mm	36mm	19.7mm	12.3mm	
503-56-1	.060"	.0005"	0-15-0	±.0012"	Horizontal	91mm	64mm	30mm	36mm	19.7mm	12.3mm	
503-06-3	.060"	.001"	0-15-0	±.0012"	Vertical	66mm	57.5mm	30mm	12mm	8.5mm	20mm	12.3mm
503-56-3	.060"	.0005"	0-15-0	±.0012"	Vertical	66mm	57.5mm	30mm	12mm	8.5mm	20mm	12.3mm
Ø38mm/Ø1.50" Dia.												
504-56-1	.060"	.0005"	0-15-0	±.0012"	Horizontal	91mm	64mm	38mm	36mm	19.7mm	12.3mm	
504-56-3	.060"	.0005"	0-15-0	±.0012"	Vertical	66mm	57.5mm	38mm	12mm	8.5mm	20mm	12.3mm

Horizontal						Dimensions						
Code No.	Range	Resolution	Dial Reading	Accuracy	Note	A	B	C	D	E	F	G
Ø30mm/Ø1.18" Dia.												
503-56-0	1.6mm	0.01mm	0-40-0	0.02mm	Horizontal	91mm	64mm	30mm	36mm	19.7mm	12.3mm	
503-56-2	1.6mm	0.01mm	0-40-0	0.02mm	Vertical	66mm	57.5mm	30mm	12mm	8.5mm	20mm	12.3mm
Ø38mm/Ø1.50" Dia.												
504-56-0	1.6mm	0.01mm	0-40-0	0.02mm	Horizontal	91mm	64mm	38mm	36mm	19.7mm	12.3mm	
504-56-2	1.6mm	0.01mm	0-40-0	0.02mm	Vertical	66mm	57.5mm	38mm	12mm	8.5mm	20mm	12.3mm



## Extended Range Dial Test Indicator Sets

504 Series

### SET#1



504-81-1

#### FEATURES

- Double the range of the most of indicators
- Jeweled movement and easy to read dial
- Range: 0 - .060"
- Two dovetail stems and 3 contact points included:  
Stems: 3/8" & 5/32",  
Points: .04" (hardened steel), .08",  
.12" (tungsten carbide) x 5/8" long

Set				
Set Code No.	Range	Graduation	Dial Dia.	Accuracy
504-81-0	1.6mm	0.01mm	30mm	0.002mm
504-81-1	.060"	.0005"	1.5"	±0.0012"
504-81-3	.060"	.0005"	1.0"	±0.0012"
504-81-5	.060"	.001"	1.0"	±0.0012"

### SET#2



504-82-1

#### FEATURES


- Double the range of the most of indicators
- Jeweled movement and easy to read dial
- Supplied with Xtra-Mag magnetic base
- Range: 0 - .060", Graduation: .0005"
- Dial Reading 0-15-0, Dial Dia.: 1-5/16"
- 5/32" Stem, dovetail on front and back

Set				
Set Code No.	Range	Graduation	Dial Dia.	Accuracy
504-82-0	1.6mm	0.01mm	38mm	0.02mm
504-82-1	.060"	.0005"	1.5"	±0.0012"



## Digital Radius Gauges

495 Series



495-17-0

### FEATURES

- Resolution: .0002" / 0.005mm
- Inch/Metric conversion
- With 5 Bases: 10mm, 20mm, 30mm, 60mm, 100mm



Code No.	Range	Indicator	Accuracy
495-17-0	R5-999.99mm	0-12.5mm/0.005mm	0.5mm

## Centering Indicators

469 Series



469-00-6

### FEATURES

- Graduation: .0005" / 0.01mm
- Provides a simplified method of centering a work piece or fixture on horizontal for vertical machines, internal or external diameters. Face of indicator remains stationary in any desired position while the machine spindle rotates, leaving the operator with both hands free to accurately position the machine table
- Shank Dia.:  $\varnothing 3/8"$  /  $\varnothing 10$ mm
- Operating speed not to exceed 800 RPM
- Range:  
Internal:  $5/32"$  -  $12"$  / 4 - 300mm  
External: Up to  $12"$  / 300mm

### Inch Set

Code No.	Dial Range	Accuracy
469-00-8	0.0015"	$\pm 0.0002"$

### Metric Set

Code No.	Dial Range	Accuracy
469-00-6	0.01mm	0.005mm

### Parts

Code No.	Description	Length	Capacity
469-01-1	6 pcs Feeler Set	-	-
469-01-2	ID Feeler	2"/50mm	4"/100mm
469-01-3	ID Feeler	4"/100mm	8"/200mm
469-01-4	ID Feeler	6"/150mm	12"/300mm
469-01-5	OD Feeler	2"/50mm	4"/100mm
469-01-6	OD Feeler	4"/100mm	8"/200mm
469-01-7	OD Feeler	6"/150mm	12"/300mm
469-01-8	Center Locating Feeler	-	-
469-01-9	Feeling Rod	-	-



## Axial Support Bracket

500 Series



500-26-0

### FEATURES

- Used for mounting Indicators with dovetails or rods
- 3/8" diameter body for secure clamping, with 5-1/2" overall reach
- Bends in many directions

Code No.	Shank Dia.	Overall Length
500-26-0	3/8"	51/4"

## Surface Gauges

500 Series



500-28-4

500-29-0

### FEATURES

- Base hardened
- Bottom grooved for cylindrical work
- Front end recessed for depressing spindle below base level
- Knurled thumb screw in rocker for extra fine adjustment
- Includes scriber

Code No.	Pole Dia	Pole Length	Base Dimensions (L x W x H)
500-28-4	Ø0.4"	7"	3-5/16" x 2-9/16" x 1-1/16"
500-29-4	Ø0.4"	12"	3-5/16" x 2-9/16" x 1-1/16"



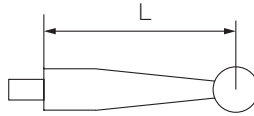
## Optional Accessories For ASIMETO Test Indicators

500 Series

### Contact Points



500-75-1



Steel	Carbide	Ruby			
Code No.	Code No.	Code No.	Indicator Range	Tip Dia.	Length
500-75-1	-	-	0.2mm/0.002mm	Ø1mm	12.8mm
500-76-1	500-76-2	500-76-3		Ø2mm	12.8mm
500-77-1	500-77-2	-		Ø3mm	12.8mm
500-55-1	-	-	0.5mm/0.01mm	Ø1mm	14.4mm
500-52-1	500-52-2	500-52-3		Ø2mm	14.4mm
500-57-1	500-57-2	-		Ø3mm	14.4mm
500-55-1	-	-	0.8mm/0.01mm	Ø1mm	14.4mm
500-52-1	500-52-2	500-52-3		Ø2mm	14.4mm
500-57-1	500-57-2	-		Ø3mm	14.4mm
500-11-1	-	-	1.0mm/0.01mm	Ø1mm	18.8mm
500-12-1	500-12-2	500-12-3		Ø2mm	18.8mm
500-13-1	500-13-2	-		Ø3mm	18.8mm
500-85-1	-	-	1.6mm/0.01mm	Ø1mm	18.8mm
500-88-1	500-88-2	500-88-3		Ø2mm	18.8mm
500-89-1	500-89-2	-		Ø3mm	18.8mm
500-75-1	-	-	.008"/.0001"	Ø1mm	12.8mm
500-76-1	500-76-2	500-76-3		Ø2mm	12.8mm
500-77-1	500-77-2	-		Ø3mm	12.8mm
500-61-1	-	-	.03"/.0005"	Ø1mm	13.5mm
500-62-1	500-62-2	500-62-3		Ø2mm	13.5mm
500-63-1	500-63-2	-		Ø3mm	13.5mm
500-81-1	-	-	.06"/.001"/.06"/.0005"	Ø1mm	18.0mm
500-86-1	500-86-2	500-86-3		Ø2mm	18.0mm
500-83-1	500-83-2	-		Ø3mm	18.0mm



## Optional Accessories For ASIMETO Test Indicators

500 Series

### Swivel Clamps



500-25-1

Code No.	Description
500-25-1	For 3/8" & 5/32"Dia. Dovetail Stem
500-25-2	For 8mm & 6mm Dia. Dovetail Stem
500-25-3	For 8mm & 4mm Dia. Dovetail Stem

### Holding Bars



500-21-1



500-21-0

Code No.	Size
500-21-1	.25 x .5", Length: 2"
500-21-3	.25 x .5", Length: 4"
500-21-0	9 x 9mm, Length: 50mm
500-21-2	9 x 9mm, Length: 100mm
500-21-4	10 x 12mm, Length: 50mm
500-21-6	10 x 12mm, Length: 100mm

### Centering Holders



500-35-0

#### FEATURES

- Allows large diameter cylinders or holes to be centered

Code No.	Description
500-35-0	8mm Dia.Stem
500-35-1	.25" Dia.Stem



## High-Precision Digital Height Gauge

671/672 Series



672-01-0



672-01-2

### FEATURES

- Reading: 0.1μm/1μm switchable
- Inch/Metric conversion
- Support data transmission and Bluetooth data transmission
- Built-in lithium battery
- Power supply :  
Input: AC 100-240V 50-60Hz  
Output: DC 5V/2A



Code No.	Range	Base	Pillar	Resolution	Repeatability	Accuracy	Measuring Force
671-01-0	0-50mm	130 x 130mm Ceramic	320 x Φ35mm	0.1μm/1μm	≤ 0.2μm	≤ 1μm	0.8-1.2N
671-01-2	0-50mm	400 x 300mm Granite	320 x Φ35mm	0.1μm/1μm	≤ 0.2μm	≤ 1μm	0.8-1.2N
671-02-0	0-100mm	130 x 130mm Ceramic	320 x Φ35mm	0.1μm/1μm	≤ 0.2μm	≤ 2μm	0.8-1.2N
671-02-2	0-100mm	400 x 300mm Granite	320 x Φ35mm	0.1μm/1μm	≤ 0.2μm	≤ 2μm	0.8-1.2N



Code No.	Range	Base	Pillar	Resolution	Repeatability	Accuracy	Measuring Force
672-01-0	0-50mm	130 x 130mm Ceramic	320 x Φ35mm	0.1μm/1μm	≤ 0.2μm	≤ 1μm	0.8-1.2N
672-01-2	0-50mm	400 x 300mm Granite	320 x Φ35mm	0.1μm/1μm	≤ 0.2μm	≤ 1μm	0.8-1.2N
672-02-0	0-100mm	130 x 130mm Ceramic	320 x Φ35mm	0.1μm/1μm	≤ 0.2μm	≤ 2μm	0.8-1.2N
672-02-2	0-100mm	400 x 300mm Granite	320 x Φ35mm	0.1μm/1μm	≤ 0.2μm	≤ 2μm	0.8-1.2N





## High-Precision Digital Height Gauge

671/672 Series

**NEW**



672-10-0



672-10-2

### FEATURES

- Reading: 0.5μm/1μm switchable
- Inch/Metric conversion
- Support data transmission and Bluetooth data transmission
- Built-in lithium battery
- Power supply :  
Input: AC 100-240V 50-60Hz  
Output: DC 5V/2A



Code No.	Range	Base	Pillar	Resolution	Repeatability	Accuracy	Measuring Force
671-10-0	0-50mm	130 x 130mm Ceramic	320 x Φ35mm	0.5μm/1μm	≤ 0.5μm	≤ 1.5μm	0.8-1.2N
671-10-2	0-50mm	400 x 300mm Granite	320 x Φ35mm	0.5μm/1μm	≤ 0.5μm	≤ 1.5μm	0.8-1.2N
671-12-0	0-100mm	130 x 130mm Ceramic	320 x Φ35mm	0.5μm/1μm	≤ 0.5μm	≤ 3μm	0.8-1.2N
671-12-2	0-100mm	400 x 300mm Granite	320 x Φ35mm	0.5μm/1μm	≤ 0.5μm	≤ 3μm	0.8-1.2N



Code No.	Range	Base	Pillar	Resolution	Repeatability	Accuracy	Measuring Force
672-10-0	0-50mm	130 x 130mm Ceramic	320 x Φ35mm	0.5μm/1μm	≤ 0.5μm	≤ 1.5μm	0.8-1.2N
672-10-2	0-50mm	400 x 300mm Granite	320 x Φ35mm	0.5μm/1μm	≤ 0.5μm	≤ 1.5μm	0.8-1.2N
672-12-0	0-100mm	130 x 130mm Ceramic	320 x Φ35mm	0.5μm/1μm	≤ 0.5μm	≤ 3μm	0.8-1.2N
672-12-2	0-100mm	400 x 300mm Granite	320 x Φ35mm	0.5μm/1μm	≤ 0.5μm	≤ 3μm	0.8-1.2N



## High-Precision Digital Height Gauge

671/672 Series



672-20-0



672-20-1

### FEATURES

- Reading: 1µm switchable
- Inch/Metric conversion
- Support data transmission and Bluetooth data transmission
- Built-in lithium battery
- Power supply :  
Input: AC 100-240V 50-60Hz  
Output: DC 5V/2A



Code No.	Range	Base	Pillar	Resolution	Repeatability	Accuracy	Measuring Force
671-20-0	0-50mm	130 x 130mm Ceramic	320 x Φ35mm	1µm	≤ 1µm	≤ 2µm	0.8-1.2N
671-20-1	0-50mm	250x 200mm Granite	320 x Φ35mm	1µm	≤ 1µm	≤ 2µm	0.8-1.2N
671-20-2	0-50mm	400 x 300mm Granite	320 x Φ35mm	1µm	≤ 1µm	≤ 2µm	0.8-1.2N
671-22-0	0-100mm	130 x 130mm Ceramic	320 x Φ35mm	1µm	≤ 1µm	≤ 4µm	0.8-1.2N
671-22-1	0-100mm	250 x 200mm Granite	320 x Φ35mm	1µm	≤ 1µm	≤ 1.5µm	0.8-1.2N
671-22-2	0-100mm	400 x 300mm Granite	320 x Φ35mm	1µm	≤ 1µm	≤ 4µm	0.8-1.2N



Code No.	Range	Base	Pillar	Resolution	Repeatability	Accuracy	Measuring Force
672-20-0	0-50mm	130 x 130mm Ceramic	320 x Φ35mm	1µm	≤ 1µm	≤ 2µm	0.8-1.2N
672-20-1	0-50mm	250 x 200mm Granite	320 x Φ35mm	1µm	≤ 1µm	≤ 2µm	0.8-1.2N
672-20-2	0-50mm	400 x 300mm Granite	320 x Φ35mm	1µm	≤ 1µm	≤ 2µm	0.8-1.2N
672-22-0	0-100mm	130 x 130mm Ceramic	320 x Φ35mm	1µm	≤ 1µm	≤ 4µm	0.8-1.2N
672-22-1	0-100mm	250 x 200mm Granite	320 x Φ35mm	1µm	≤ 1µm	≤ 1.5µm	0.8-1.2N
672-22-2	0-100mm	400 x 300mm Granite	320 x Φ35mm	1µm	≤ 1µm	≤ 4µm	0.8-1.2N



## Dial Gauge Stands

670 Series



670-02-0

### FEATURES

- Both column and metal stage are hardened and precision lapped
- With  $\varnothing 8$ mm H7 clamping hole

#### Smooth Column

Code No.	Size	FLatness	Pillar
670-02-0	$\varnothing 50$ mm	$\leq 0.002$ mm	$\varnothing 20 \times 170$ mm



670-03-0

### FEATURES

- Both column and metal stage are hardened and precision lapped
- With  $\varnothing 8$ mm H7 clamping hole

#### Smooth Column

Code No.	Size	FLatness	Pillar
670-03-0	80 x 80mm	$\leq 0.002$ mm	$\varnothing 25 \times 180$ mm



670-04-0

#### Smooth Column

Code No.	Size	FLatness	Pillar
670-04-0	115 x 97mm	$\leq 0.002$ mm	Primary: $\varnothing 27.5 \times 260$ mm Secondary: $\varnothing 20 \times 150$ mm



## Dial Gauge Stands

670 Series



670-05-0



670-06-0

### FEATURES

- Both column and metal stage are hardened and precision lapped
- With Ø8mm H7 clamping hole

Smooth Column			
Code No.	Size	Flatness	Pillar
670-05-0	80 x 80mm	≤ 0.0015mm	Ø25 x 180mm
670-06-0	Ø60mm	≤ 0.0015mm	Ø25 x 180mm

## Precision Granite Stands

670 Series



670-32-0



670-22-0

### FEATURES


- With adjustable arm
- Granite measuring surface and base
- With Ø8mm H7 clamping hole

Smooth Column			
Code No.	Size	Flatness	Pillar
670-13-0	150 x 100 x 40mm	0.002mm	Ø25 x 180mm
670-14-0	150 x 100 x 40mm	0.002mm	Ø25 x 180mm
670-32-0	210 x 150 x 50mm	0.002mm	Ø30 x 300mm
670-33-0	300 x 200 x 60mm	0.002mm	Ø30 x 300mm

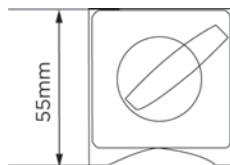
Screw Column			
Code No.	Size	Flatness	Pillar
670-22-0	200 x 150 x 50mm	0.002mm	Ø30 x 300mm
670-23-0	300 x 200 x 50mm	0.002mm	Ø30 x 300mm



## Permanent Magnetic Bases 600 Series



600-01-1

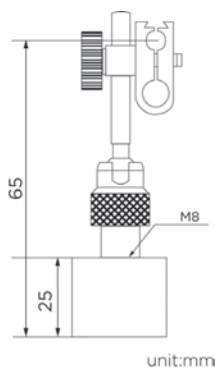


			Dimensions
Code No.	Magnetic Power	Thread Size	
600-01-OAM	30kgf	M6	35 x 30 x 35mm (Metal Switch)
600-01-1	60kgf	M8	60 x 50 x 55mm
600-01-2	80kgf	M8	60 x 50 x 55mm (Metal Switch)
600-01-3	100kgf	M8	73 x 50 x 55mm (Metal Switch)

## Permanent Magnetic Bases 601 Series



601-12-0



unit:mm

### FEATURES

- With permanent magnetic base, without On/Off switch
- Dovetail groove included

Dimensions					
Code No.	Magnetic Power	Main Body	Arm	Dia. Of Hole	
				Hole	Slot
601-12-0	17 kgf	Ø30 x 25mm	65mm	360mm	6mm

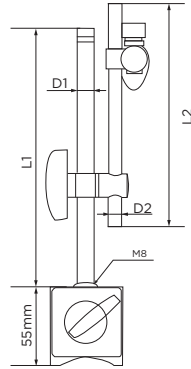


## Magnetic Bases

601 Series



601-01-1

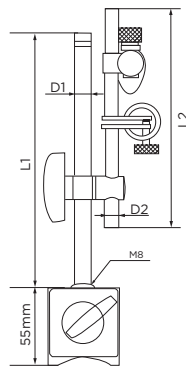


### FEATURES

- Accepts test indicators with dovetail clamping mechanism
- Dial gauges can be held by the 3/8" or 8mm diameter stem or by the lug backing plate
- The rotary knob switches magnet on or off
- The precision surfaces and the bottom V are securely fastened to the ferrous work piece or machine table when the rotary knob is in the on position
- #601-02-0/1 with Fine Adjustment



601-02-1



Inch		Dimensions						
Code No.	Magnetic Power	Magnetic Base	Main Stem		Sub Pole		Dia. Of Hole	Remark
		(L X W X H)	D1	L1	D2	L2		
601-01-1	80 kgf	60 x 50 x 55mm	Ø12mm	176mm	Ø10mm	165mm	Ø3/8"/Ø8mm	-
601-02-1	80 kgf	60 x 50 x 55mm	Ø12mm	176mm	Ø10mm	150mm	Ø3/8"/Ø8mm	Fine adjustment
601-03-1	100 kgf	73 x 50 x 55mm	Ø12mm	176mm	Ø10mm	165mm	Ø3/8"/Ø8mm	Metal switch

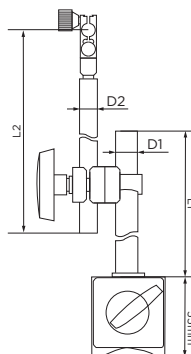
Metric		Dimensions						
Code No.	Magnetic Power	Magnetic Base	Main Stem		Sub Pole		Dia. Of Hole	Remark
		(L X W X H)	D1	L1	D2	L2		
601-01-0	80 kgf	60 x 50 x 55mm	Ø12mm	176mm	Ø10mm	165mm	Ø8mm	-
601-02-0	80 kgf	60 x 50 x 55mm	Ø12mm	176mm	Ø10mm	150mm	Ø8mm	Fine adjustment
601-03-0	100 kgf	73 x 50 x 55mm	Ø12mm	176mm	Ø10mm	165mm	Ø8mm	Metal switch



## Forced Locking Magnetic Bases 604 Series



604-02-0



### FEATURES

- Accepts test indicators with dovetail clamping mechanism
- Dial gauges can be held by the 3/8" or 8mm diameter stem or by the lug backing plate
- New design, Holding more solid and reliable, more stable performance, higher accuracy
- The rotary knob switches natural magnet on or off
- The precision surfaces and the bottom V are securely fastened to the ferrous work piece or machine table when the rotary knob is in the on position

Dimensions								
Code No.	Magnetic Power	Magnetic Base (L X W X H)	Main Stem D1	L1	Sub Pole D2	L2	Dia. Of Hole	Remark
604-01-0	80 kgf	60 x 50 x 55mm	Ø12mm	180mm	Ø10mm	160mm	Ø3/8"/Ø8mm	With A Fine Adjustment
604-02-0	80 kgf	60 x 50 x 55mm	Ø14mm	203mm	Ø12mm	165mm	Ø3/8"/Ø8mm	With A Fine Adjustment
604-03-0	100 kgf	73 x 50 x 55mm	Ø16mm	250mm	Ø16mm	200mm	Ø3/8"/Ø8mm	With A Fine Adjustment
604-04-0	100 kgf	73 x 50 x 55mm	Ø18mm	350mm	Ø16mm	200mm	Ø3/8"/Ø8mm	With A Fine Adjustment

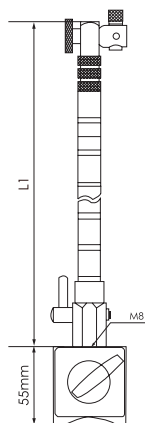
## Flexible Arm Magnetic Bases 601 Series



601-11-0



601-11-2



### FEATURES

- Accepts test indicators with dovetail clamping mechanism
- Dial gauges can be held by the 3/8" or 8mm diameter stem or by the lug backing plate
- The rotary knob switches natural magnet on or off

Dimensions				
Code No.	Magnetic Power	Magnetic Base (L X W X H)	Main Stem Length L1	Dia. Of Hole
601-11-0	60 kgf	60 x 50 x 55mm	360mm	Ø8mm
601-11-1	60 kgf	60 x 50 x 55mm	360mm	Ø3/8"
601-11-2	60 kgf	60 x 50 x 55mm	375mm	Ø3/8"

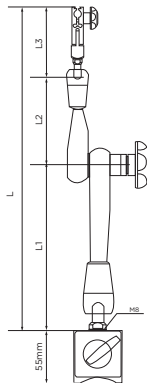


## Articulating Arm Magnetic Bases

602 Series



602-02-1



### FEATURES

- Accepts test indicators with dovetail clamping mechanism
- Dial gauges can be held by the 3/8" or 8mm diameter stem or by the lug backing plate
- Arm has 3 articulating joints that can be locked with the single hand knob
- The rotary knob switches natural magnet on or off
- The precision surfaces and the bottom V are securely fastened to the ferrous work piece or machine table when the rotary knob is in the on position

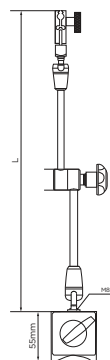
Dimensions								
Code No.	Magnetic Power	Magnetic Base (L X W X H)	Arm L1	L2	L3	L	Dia. Of Hole	Fine Adjustment
602-01-0	30 kgf	35 x 30 x 35mm	75mm	51mm	31mm	157mm	Ø3/8"/Ø8mm	Without
602-01-1	30 kgf	35 x 30 x 35mm	75mm	51mm	79mm	205mm	Ø3/8"/Ø8mm	With
602-02-1	80 kgf	60 x 50 x 55mm	124mm	101mm	85mm	310mm	Ø3/8"/Ø8mm	With
602-03-1	80 kgf	60 x 50 x 55mm	170mm	130mm	85mm	385mm	Ø3/8"/Ø8mm	With
602-05-1	130 kgf	117 x 50 x 55mm	325mm	225mm	85mm	635mm	Ø3/8"/Ø8mm	With

## Articulating Arm Magnetic Bases

602 Series



602-04-3



### FEATURES

- Accepts test indicators with dovetail clamping mechanism
- Dial gauges can be held by the 3/8" or 8mm diameter stem or by the lug backing plate
- Arm has 3 articulating joints that can be locked with the single hand knob
- The rotary knob switches natural magnet on or off
- The precision surfaces and the bottom V are securely fastened to the ferrous work piece or machine table when the rotary knob is in the on position

Dimensions					
Code No.	Magnetic Power	Magnetic Base (L X W X H)	L	Dia. Of Hole	Slot
602-01-3	50 kgf	40 x 40 x 40mm	192mm	Ø3/8"/Ø8mm	6.5mm
602-02-3	80 kgf	60 x 50 x 55mm	262mm	Ø3/8"/Ø8mm	6.5mm
602-03-3	80 kgf	60 x 50 x 55mm	354mm	Ø3/8"/Ø8mm	6.5mm
602-04-3	100 kgf	74 x 50 x 55mm	472mm	Ø3/8"/Ø8mm	6.5mm





## Universal Forced Locking Arm Magnetic Bases

602 Series



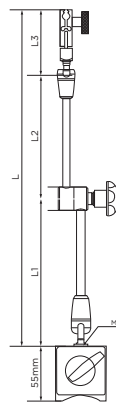
### FEATURES

- New locking mechanical, super strong force arm lock.
- All wear parts use hardened high class steel for a longtime of useage, hardness reach to HRC 58°+

Dimensions					
Code No.	Magnetic Power	Magnetic Base (L X W X H)	L	Dia. Of Hole	Slot
602-06-1	50 kgf	40 x 40 x 40mm	220mm	Ø3/8"/Ø8mm	6.5mm
602-07-1	80 kgf	60 x 50 x 55mm	295mm	Ø3/8"/Ø8mm	6.5mm
602-08-1	100 kgf	73 x 50 x 55mm	355mm	Ø3/8"/Ø8mm	6.5mm
602-09-1	100 kgf	73 x 50 x 55mm	415mm	Ø3/8"/Ø8mm	6.5mm

## Articulating Arm Magnetic Bases

602 Series



### FEATURES

- Accepts test indicators with dovetail clamping mechanism
- Dial gauges can be held by the 3/8" or 8mm diameter stem or by the lug backing plate
- The rotary knob switches magnet on or off
- The precision surfaces and the bottom V are securely fastened to the ferrous work piece or machine table when the rotary knob is in the on position

Dimensions								
Code No.	Magnetic Power	Magnetic Base (L X W X H)	Arm L1	L2	L3	L	Dia. Of Hole	Slot
602-31-0	80 kgf	60 x 50 x 55mm	140mm	120mm	85mm	345mm	Ø3/8"/Ø8mm	6.5mm

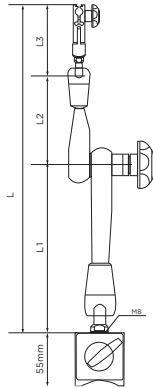


## Hydraulic Magnetic Bases

603 Series



603-01-0



### FEATURES

- Accepts test indicators with dovetail clamping mechanism
- Dial gauges can be held by the 3/8" or 8mm diameter stem or by the lug backing plate
- The rotary knob switches natural magnet on or off
- The precision surfaces and the bottom V are securely fastened to the ferrous work piece or machine table when the rotary knob is in the on position

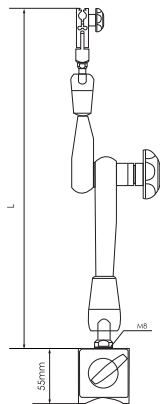
Dimensions								
Code No.	Magnetic Power	Magnetic Base (L X W X H)	Arm L1	L2	L3	L	Dia. Of Hole	Slot
603-01-0	80 kgf	60 x 50 x 55mm	139mm	116mm	85mm	340mm	Ø3/8"/Ø8mm	6.5mm

## Hydraulic Central Locking Mechanism Provide Very Strong Locking Force

603 Series



603-04-1



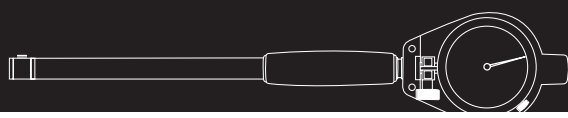
### FEATURES

- Accepts test indicators with dovetail clamping mechanism
- Dial gauges can be held by the 3/8" or 8mm diameter stem or by the lug backing plate
- The rotary knob switches natural magnet on or off
- The precision surfaces and the bottom V are securely fastened to the ferrous work piece or machine table when the rotary knob is in the on position

Dimensions					
Code No.	Magnetic Power	Magnetic Base (L X W X H)	L	Dia. Of Hole	Slot
603-03-1	50 kgf	40 x 40 x 40mm	230mm	Ø3/8"/Ø8mm	6.5mm
603-04-1	80 kgf	60 x 50 x 55mm	325mm	Ø3/8"/Ø8mm	6.5mm
603-05-1	100 kgf	73 x 50 x 55mm	385mm	Ø3/8"/Ø8mm	6.5mm

# Bore Gauges

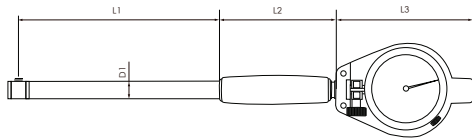
195	Dial Bore Gauges
197	Digital Bore Gauges
198	Extension Rods
199	Accessories
200	Bore Gauge Zero Checkers
200	Telescoping Gauges



## Dial Bore Gauges 483/484 Series



483-11-0



### FEATURES

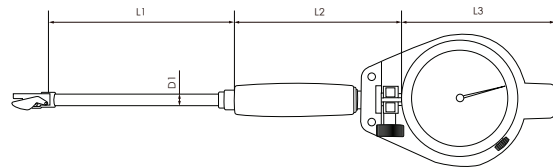
- Moveable probe pin with carbide ball
- .24-.4" / 6-10mm range is with fixed anvils
- .4-.74" / 10-18mm range is with plate guide and fixed anvils
- .7-1.4" / 18-35mm range is with canister and fixed anvils
- Over 1.4" / 35mm range is with wheel guide and inserting anvils

Inch					Dimensions								
Code No.	Range	Graduation	Dial Travel	Accuracy	Number Of Anvils	Number Of Spacers	Number Of Sub-anvils	Probe Depth	L1	L2	L3	D1	
483-11-1	.24-.4"	.0001"	.05" (AGD2)	±.0001"	9	-	-	-	48mm	86mm	68mm	4.5mm	

Metric					Dimensions								
Code No.	Range	Graduation	Dial Travel	Accuracy	Number Of Anvils	Number Of Spacers	Number Of Sub-anvils	Probe Depth	L1	L2	L3	D1	
483-11-0	6-10mm	0.001mm	1mm (AGD2)	0.005mm	9	-	-	40mm	48mm	86mm	68mm	4.5mm	
484-11-0	6-10mm	0.01mm	3mm(AGD1)	0.015mm	9	-	-	40mm	48mm	86mm	68mm	4.5mm	



484-12-0

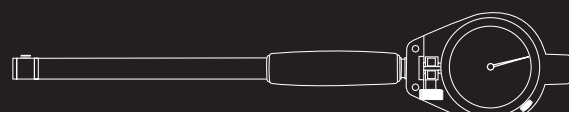


### FEATURES

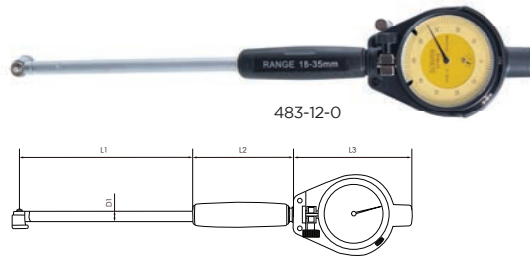
- Moveable probe pin with carbide ball
- .24-.4" / 6-10mm range is with fixed anvils
- .4-.74" / 10-18mm range is with plate guide and fixed anvils
- .7-1.4" / 18-35mm range is with canister and fixed anvils
- Over 1.4" / 35mm range is with wheel guide and inserting anvils

Inch					Dimensions								
Code No.	Range	Graduation	Dial Travel	Accuracy	Number Of Anvils	Number Of Spacers	Number Of Sub-anvils	Probe Depth	L1	L2	L3	D1	
483-12-1	.4-.7"	.0001"	.05" (AGD2)	±.0005"	9	1	-	-	96mm	86mm	68mm	6mm	

Metric					Dimensions								
Code No.	Range	Graduation	Dial Travel	Accuracy	Number Of Anvils	Number Of Spacers	Number Of Sub-anvils	Probe Depth	L1	L2	L3	D1	
483-12-0	10-18mm	0.001mm	1mm (AGD2)	0.007mm	9	1	-	100mm	96mm	86mm	68mm	6mm	
484-12-0	10-18mm	0.01mm	3mm (AGD1)	0.015mm	9	1	-	100mm	96mm	86mm	68mm	6mm	



## Dial Bore Gauges 483/484 Series



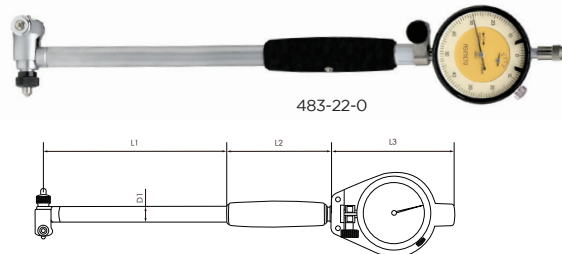
483-12-0

### FEATURES

- Moveable probe pin with carbide ball
- .24-.4" / 6-10mm range is with fixed anvils
- .4-.74" / 10-18mm range is with plate guide and fixed anvils
- .7-1.4" / 18-35mm range is with canister and fixed anvils
- Over 1.4" / 35mm range is with wheel guide and inserting anvils

Inch									Dimensions			
Code No.	Range	Graduation	Dial Travel	Accuracy	Number Of Anvils	Number Of Spacers	Number Of Sub-anvils	Probe Depth	L1	L2	L3	D1
483-21-1	.7-1.5"	.0001"	.05" (AGD2)	±.0001"	11	2	-	-	150mm	100mm	80mm	9mm

Metric									Dimensions			
Code No.	Range	Graduation	Dial Travel	Accuracy	Number Of Anvils	Number Of Spacers	Number Of Sub-anvils	Probe Depth	L1	L2	L3	D1
483-21-0	18-35mm	0.001mm	1mm (AGD2)	0.007mm	9	2	-	150mm	150mm	100mm	80mm	9mm
484-21-0	18-35mm	0.01mm	3mm (AGD2)	0.020mm	9	2	-	150mm	150mm	100mm	80mm	9mm



483-22-0

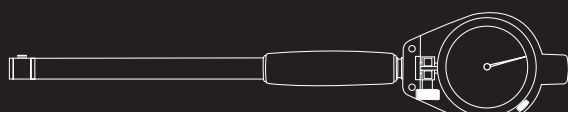
### FEATURES

- Moveable probe pin with carbide ball
- .24-.4" / 6-10mm range is with fixed anvils
- .4-.74" / 10-18mm range is with plate guide and fixed anvils
- .7-1.4" / 18-35mm range is with canister and fixed anvils
- Over 1.4" / 35mm range is with wheel guide and inserting anvils

Inch									Dimensions			
Code No.	Range	Graduation	Dial Travel	Accuracy	Number Of Anvils	Number Of Spacers	Number Of Sub-anvils	Probe Depth	L1	L2	L3	D1
483-22-1	1.4-2.4"	.0001"	.05"(AGD2)	±.0005"	6	4	-	-	150mm	100mm	80mm	12.8mm
483-31-1	2-6"	.0001"	.05"(AGD2)	±.0005"	11	4	1	1	150mm	100mm	80mm	12.8mm
483-32-1	6-10"	.0001"	.05"(AGD2)	±.0005"	6	6	1	1	408mm	100mm	80mm	14.5mm
483-33-1	10-16"	.0001"	.05"(AGD2)	±.0005"	6	6	2	2	408mm	100mm	80mm	14.5mm

Metric									Dimensions			
Code No.	Range	Graduation	Dial Travel	Accuracy	Number Of Anvils	Number Of Spacers	Number Of Sub-anvils	Probe Depth	L1	L2	L3	D1
483-22-0	35-50mm	0.001mm	1mm(AGD2)	0.007mm	4	4	-	150mm	150mm	100mm	80mm	12.8mm
483-31-0	50-160mm	0.001mm	1mm(AGD2)	0.007mm	12	4	1	150mm	150mm	100mm	80mm	12.8mm
483-32-0	160-250mm	0.001mm	1mm(AGD2)	0.007mm	5	5	1	400mm	400mm	100mm	80mm	14.5mm
483-33-0	250-400mm	0.001mm	1mm(AGD2)	0.007mm	5	5	2	400mm	400mm	100mm	80mm	14.5mm
484-22-0	35-50mm	0.01mm	3mm(AGD2)	0.020mm	4	4	-	150mm	150mm	100mm	80mm	12.8mm
484-31-0	50-160mm	0.01mm	3mm(AGD2)	0.025mm	12	4	1	150mm	150mm	100mm	80mm	12.8mm
484-32-0	160-250mm	0.01mm	3mm(AGD2)	0.025mm	5	5	1	400mm	400mm	100mm	80mm	14.5mm
484-33-0	250-400mm	0.01mm	3mm(AGD2)	0.025mm	5	5	2	400mm	400mm	100mm	80mm	14.5mm
484-34-0	400-600mm	0.01mm	3mm(AGD2)	0.025mm	5	5	2	400mm	400mm	100mm	80mm	14.5mm

Sets				
Code No.	Range	Graduation	Individual Holes	Indicator
484-63-8	18-160mm	0.01mm	18-35mm, 35-50mm, 50-160mm	402-03-2, 3mm x 0.01mm
483-63-8	18-160mm	0.001mm	18-35mm, 35-50mm, 50-160mm	402-01-2, 1mm x 0.001mm



## Digital Bore Gauges

485/486 Series



### FEATURES

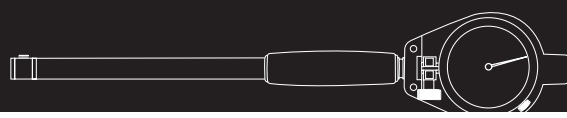
- Resolution: .00005" / 0.002mm / 0.001mm
- Dynamic carbide contact point
- Digital gauges has analog sweep display to determine minimum reading
- .24-.4" / 6-10mm range is with fixed anvils
- .4-.74" / 10-18mm range is with plate guide and fixed anvils
- .7-1.4" / 18-35mm range is with canister and fixed anvils
- Over 1.4" / 35mm range is with wheel guide and inserting anvils



Inch						
Code No.	Range	Resolution	Accuracy	Number Of Anvils	Number Of Spacers	Probe Depth
485-11-1	.24-.4"	.00005"	0.012mm	9	-	1.5"
485-12-1	.4-.7"	.00005"	0.012mm	9	1	4"
485-21-1	.7-1.5"	.00005"	0.015mm	11	2	6"
485-22-1	1.4-2.4"	.00005"	0.015mm	6	4	6"
485-31-1	2-6"	.00005"	0.018mm	11	4	6"
485-32-1	6-10"	.00005"	0.018mm	6	6	16"
485-33-1	10-16"	.00005"	0.018mm	6	6	16"
Digital Indicators For Digital Bore Gauges -Inch						
Code No.	Range	Resolution	Accuracy			
406-95-1	.24-.4"	.00005"	±.0003"			

Metric						
Code No.	Range	Resolution	Accuracy	Number Of Anvils	Number Of Spacers	Probe Depth
485-11-0	6-10mm	0.002mm	0.012mm	9	-	40mm
485-12-0	10-18mm	0.002mm	0.012mm	9	1	100mm
485-21-0	18-35mm	0.002mm	0.015mm	9	2	150mm
485-22-0	35-50mm	0.002mm	0.015mm	4	4	150mm
485-31-0	50-160mm	0.002mm	0.018mm	12	4	150mm
485-32-0	160-250mm	0.002mm	0.018mm	5	5	400mm
485-33-0	250-400mm	0.002mm	0.018mm	5	5	400mm
Digital Indicators For Digital Bore Gauges -Metric						
Code No.	Range	Resolution	Accuracy			
406-95-0	0-6.35mm	0.002mm	0.006mm			

Metric						
Code No.	Range	Resolution	Accuracy	Number Of Anvils	Number Of Spacers	Probe Depth
486-11-0	6-10mm	0.001mm	0.005mm	9	-	40mm
486-12-0	10-18mm	0.001mm	0.005mm	9	1	100mm
486-21-0	18-35mm	0.001mm	0.007mm	9	2	100mm
486-22-0	35-50mm	0.001mm	0.007mm	4	4	150mm
486-31-0	50-160mm	0.001mm	0.007mm	12	4	150mm
486-32-0	160-250mm	0.001mm	0.007mm	5	5	400mm
486-33-0	250-400mm	0.001mm	0.007mm	5	5	400mm
Digital Indicators For Digital Bore Gauges -Metric						
Code No.	Range	Resolution	Accuracy			
406-95-4	0-6.35mm	0.001mm	0.004mm			



## Large Diameter Dial Bore Gauges

484 Series



484-41-0

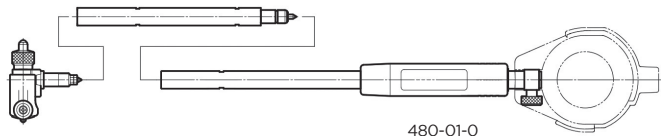
### FEATURES

- Carbide tipped contact point, wheel guide
- Equipped with dial indicator #402-10-2

Metric								
Code No.	Range	Graduation	Dial Travel	Travel Of Contact point	Number Of Anvils	Number Of Spacers	Number Of Sub-anvils	Probe Depth
484-41-0	18-50mm	0.01mm	10mm	1.5mm	8	2	1	150mm
484-42-0	30-100mm	0.01mm	10mm	1.8mm	5	3	2	150mm
484-43-0	50-100mm	0.01mm	10mm	4mm	10	2	-	200mm
484-44-0	100-160mm	0.01mm	10mm	4mm	7	4	-	300mm
484-45-0	100-300mm	0.01mm	10mm	3mm	6	4	2	250mm
484-46-0	160-250mm	0.01mm	10mm	4mm	5	4	2	400mm
484-47-0	250-450mm	0.01mm	10mm	6mm	5	4	2	500mm
484-48-0	450-700mm	0.01mm	10mm	8mm	5	4	4	500mm
484-49-0	700-1000mm	0.01mm	10mm	8mm	5	4	5	500mm

## Extension Rods

480 Series

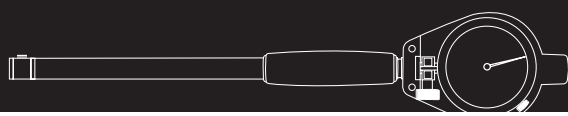


480-01-0

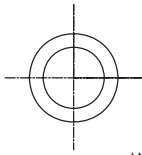
### FEATURES

- After the installation can be used to measure deep hole size
- Extension rod length can be up to 40" / 1000mm
- The use of single long extension rod will be better than connecting of multiple short extension rods

						Dimensions	
Code No.	For Range	Code No.	For Range	Code No.	For Range	Length	
480-01-0	.7"-1.5" / 18-35mm	480-01-1	1.4"-2.4" / 35-50mm 2"-6" / 50-160mm	480-01-2	6"-10" / 160-250mm 10"-16" / 250-400mm	4.92" / 125mm	
480-02-0	.7"-1.5" / 18-35mm	480-02-1	1.4"-2.4" / 35-50mm 2"-6" / 50-160mm	480-02-2	6"-10" / 160-250mm 10"-16" / 250-400mm	9.84" / 250mm	
480-03-0	.7"-1.5" / 18-35mm	480-03-1	1.4"-2.4" / 35-50mm 2"-6" / 50-160mm	480-03-2	6"-10" / 160-250mm 10"-16" / 250-400mm	19.69" / 500mm	
-	-	480-04-1	1.4"-2.4" / 35-50mm 2"-6" / 50-160mm	480-04-2	6"-10" / 160-250mm 10"-16" / 250-400mm	29.53" / 750mm	
-	-	480-05-1	1.4"-2.4" / 35-50mm 2"-6" / 50-160mm	480-05-2	6"-10" / 160-250mm 10"-16" / 250-400mm	39.37" / 1000mm	



## Accessories



Washers



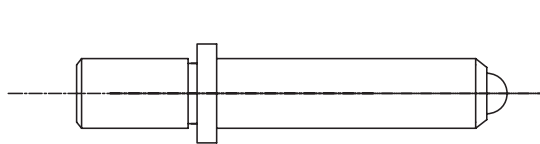
Sub-Anvils

### Inch Washers And Sub-Anvils

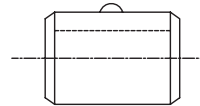
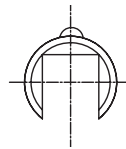
Washer Dimensions								Sub-Anvils		
Range	Washer Qty.	#1	#2	#3	#4	#5	#6	Extension Rod Qty.	#1	#2
.24-.4"										
.4-.7"	1	.02"								
.7-1.5"	2	.02"	.04"							
1.4-2.4"	4	.02"	.04"	.08"	.12"					
2-6"	4	.02"	.04"	.08"	.12"			1	2	
6-10"	6	.02"	.04"	.08"	.1"	.2"	.3"	1	2	
10-16"	6	.02"	.04"	.08"	.1"	.2"	.3"	2	2	4

### Metric Washers and Sub-Anvils

Washer Dimensions							Sub-Anvils		
Range	Washer Qty.	#1	#2	#3	#4	#5	Extension Rod Qty.	#1	#2
6-10mm									
10-18mm	1	0.5mm							
18-35mm	2	0.5mm	1mm						
35-50mm	4	0.5mm	1mm	2mm	3mm				
50-160mm	4	0.5mm	1mm	2mm	3mm		1	55mm	
160-250mm	5	0.5mm	1mm	2mm	3mm	6mm	1	50mm	
250-400mm	5	0.5mm	1mm	2mm	3mm	6mm	2	50mm	100mm



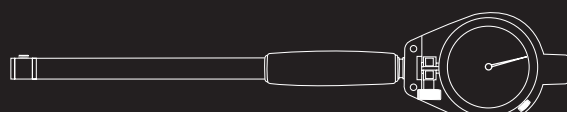
Adjustment Anvils



Inch Adjustment Anvils												
Range	Qty.	Anvils Range										
		#1	#2	#3	#4	#5	#6	#7	#8	#9	#10	#11
.24-.4"	9	0.24"	0.26"	0.28"	0.3"	0.32"	0.34"	0.36"	0.38"	0.4"		
.4-.7"	9	0.4"	0.44"	0.48"	0.52"	0.58"	0.62"	0.64"	0.68"	0.7"		
.7-1.5"	11	0.7"	0.78"	0.86"	0.94"	1.02"	1.1"	1.18"	1.26"	1.34"	1.42"	
1.4-2.4"	6	1.4"	1.6"	1.8"	2"	2.2"	2.4"					
2-6"	11	2"	2.2"	2.4"	2.6"	2.8"	3"	3.2"	3.4"	3.6"	3.8"	4"
6-10"	6	6"	6.4"	6.8"	7.2"	7.6"	8"					
10-16"	6	10"	10.4"	10.8"	11.2"	11.6"	12"					

Metric Adjustment Anvils													
Range	Qty.	Anvils Range											
		#1	#2	#3	#4	#5	#6	#7	#8	#9	#10	#11	#12
6-10mm	9	6mm	6.5mm	7mm	7.5mm	8mm	8.5mm	9mm	9.5mm	10mm			
10-18mm	9	10mm	11mm	12mm	13mm	14mm	15mm	16mm	17mm	18mm			
18-35mm	9	18mm	20mm	22mm	24mm	26mm	28mm	30mm	32mm	34mm			
35-50mm	4	35mm	40mm	45mm	50mm								
50-160mm	12	50mm	55mm	60mm	65mm	70mm	75mm	80mm	85mm	90mm	95mm	100mm	105mm
160-250mm	5	160mm	170mm	180mm	190mm	200mm							
250-400mm	5	250mm	260mm	270mm	280mm	290mm							






## Bore Gauge Zero Checkers

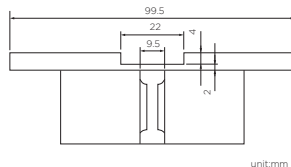
483 Series



483-00-2



483-50-0



### FEATURES

- The Bore Gauge Zero Checker allows easy zero adjustment of dial bore gauges with ranges of 18mm (.7") through 400mm (16") using gauge blocks
- High Accuracy and stable performance
- Interchangeable Supporting Blocks is for setting of various bore gauge

Code No.	Description
483-00-2	18mm-400mm / .7"-16"
483-50-0	Interchangeable Supporting Blocks

## Telescoping Gauges

487 Series



487-86-9

### FEATURES

- Spring-loaded plunger expands within the bore (or groove), allowing determination of the internal diameter
- With a knurled clamp

Inch/Metric						
Code No.	Depth	Code No.	Depth	Range		Model
487-01-1	4.2" / 107mm	487-01-3	12" / 300mm	5/16" - 1/2"	8-12.7mm	A
487-02-1	4.4" / 112mm	487-02-3	12" / 300mm	1/2" - 3/4"	12.7-19mm	B
487-03-1	4.4" / 112mm	487-03-3	12" / 300mm	3/4" - 1 - 1/4"	19-32mm	C
487-04-1	5.85" / 150mm	487-04-3	12" / 300mm	1 - 1/4" - 2 - 1/8"	32-54mm	D
487-05-1	5.85" / 150mm	487-05-3	12" / 300mm	2 - 1/8" - 3 - 1/2"	54-90mm	E
487-06-1	5.85" / 150mm	487-06-3	12" / 300mm	3 - 1/2" - 6"	90-150mm	F
Sets						
Code No.	Inch Range	Metric Range	Qty.			
487-86-9	5/16"-6	8-150mm	6 pcs (A, B, C, D, E, F)			
487-85-9	1/2"-6	12.7-150mm	5 pcs (B, C, D, E, F)			

# Other Gauges

202	Protractors	218	Adjustable Angle Blocks
203	Universal Angle Protractors	218	Angle Gauges Set 1-45°
204	Universal Bevel Protractors	218	Arched Compasses 605 Series
204	Dial Protractors	218	Center Gauges
205	Digital Protractors	219	Radius Gauges
205	Combination Square Sets	220	Thread Pitch Gauges
206	Mini Digital Protractors	221	Feeler Gages
206	Digital Protractors - Level Type	222	V-Blocks With Clamps
208	Digital Levels	222	Cast Vee Blocks
208	Precision Levels	223	Magnetic V-Blocks
209	Point Angle Squares 45°	224	Magnetic Induction Blocks
210	Point Angle Squares 60°	224	Thin Type Magnetic Holders
211	Hexagon Squares 120°	225	1-2-3, 2-3-4 & 2-4-6 Blocks
211	Octagon Squares 135°	225	Precision Parallel Sets
212	Bevel Edge Squares	226	High Precision Metric Parallels
213	Flat Edge Squares	227	Precision Sine Vise
213	Flat Edge Squares With Extra Base	227	Precision Vise
214	Bevel Edge Squares With Wide Base	229	Granite Surface Plates And stands
214	Flat Edge Squares With Wide Base	230	Spring Dividers And Calipers
215	Adjustable Square	230	Arched Compasses 606 Series
215	Granite Squares	231	Pointed Compasses
215	Straight Knife Edges	232	Welding Gauges
216	5-pcs Square Set / Die Makers Square Set	234	Digital Zero Setters
217	Angle Gauges	234	Zero Setters



**Protractors** 490 Series



490-01-1




490-01-2

**FEATURES**

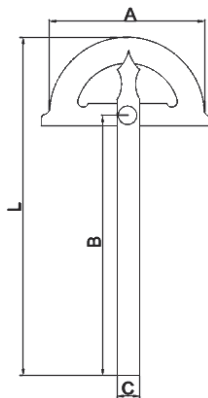
- Graduation: 1°
- Base and scale are stainless steel
- 150mm / 6" arm, Ø85mm protractor
- Accuracy: ±5 min

Code No.	Description
490-01-1	Protractor Resolution: 0°-90°, 90°-180°, 180°-90°, 90°-0°
490-01-2	Semi-Circle: 0°-180°, 180°-0°

**Protractors 0° - 180°** 490 Series




490-02-2



**FEATURES**

- Graduation: 1°
- Made of hardened stainless steel
- Satin chrome plated scale
- With clamping screw

Code No.	Size	Range	Accuracy	L	C
490-02-1	80 x 120mm	0-180°	±0.3°	168mm	11mm
490-02-2	120 x 150mm	0-180°	±0.3°	220mm	14mm
490-02-3	150 x 200mm	0-180°	±0.3°	285mm	16mm
490-02-4	200 x 300mm	0-180°	±0.3°	413mm	20mm
490-02-5	300 x 500mm	0-180°	±0.3°	675mm	30mm

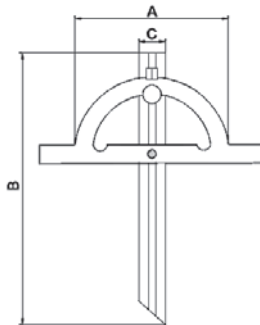


## Protractors 10° - 170°

490 Series



490-03-2




### FEATURES

- Graduation: 1°
- Made of hardened stainless steel
- Satin chrome plated scale
- With clamping screw
- The blade is moveable

Code No.	Size (AxB)	Range	Accuracy	C
490-03-1	100 x 150mm	10-170°	±0.3°	18mm
490-03-2	150 x 300mm	10-170°	±0.3°	22mm
490-03-3	200 x 400mm	10-170°	±0.3°	24mm
490-03-4	250 x 500mm	10-170°	±0.3°	28mm
490-03-5	300 x 600mm	10-170°	±0.3°	32mm

## Universal Angle Protractors

490 Series



490-05-2

### FEATURES

- Dial Graduation: 1°, Vernier: 5'
- Designed to provide precise angular measurements
- Can be used with a standard height gauge to provide angular measurement from reference plate
- Accuracy: ±5 min

Code No.	Description
490-05-2	With 90° Square, Ruler



## Universal Bevel Protractors

490 Series



490-06-5

### FEATURES

- Dial Graduation: 1°, Vernier: 5'
- Designed to provide precise angular measurements
- Magnifying glass is provided for easier reading
- Can be used with a standard height gauge to provide angular measurement from reference plate
- Accuracy:  $\pm 5$  min

Code No.	Description
490-06-5	With Three Blades: 150mm / 6", 200mm / 8", 300mm / 12"

## Dial Protractors

490 Series



490-10-2

### FEATURES

- Measuring Range: 0-360°, Graduation: 5'
- Designed with analog readout and fine adjustment to provide precise angular measurements
- Can be used with a standard height gauge to provide angular measurement from reference plate
- Accuracy:  $\pm 5$  min

Code No.	Description
490-10-2	With Three Blades: 150mm / 6", 200mm / 8", 300mm / 12"



## Digital Protractors

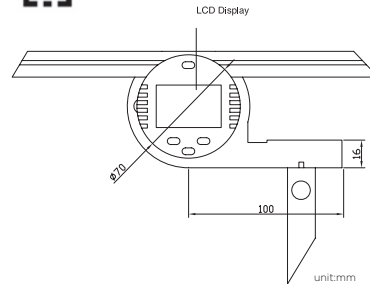
490 Series



490-15-2

### FEATURES

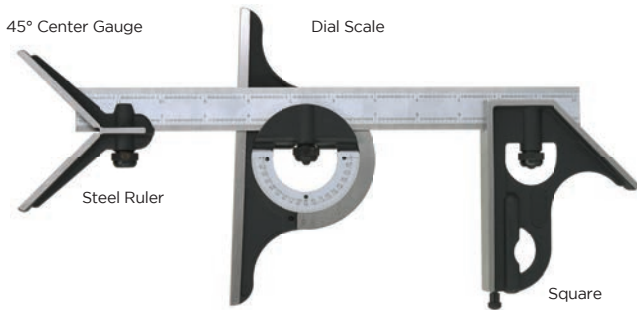
- Resolution: 10"
- Measuring Range: 0-360°
- Range selection: 1 x 360°, 2 x 180°, 4 x 90°
- Dual reading LCD display arc minutes/ decimal degrees
- With fine adjustment
- Preset function
- Accuracy: ±5 min



Code No.	Blades Included
490-15-2	With Two Blades: 150mm / 6", 300mm / 12"

## Combination Square Sets

490 Series



490-20-8

### FEATURES

- Graduation:  
Protractor: 1°  
Blade: 1mm, 64ths, 32nds, 1/2mm
- Blades are hardened and tempered for durability
- Square head has level and pointed attachment for hand scribing
- Micro-fine blade graduations
- Gauge heads are hardened cast finished in baked enamel with exception of the measurement faces

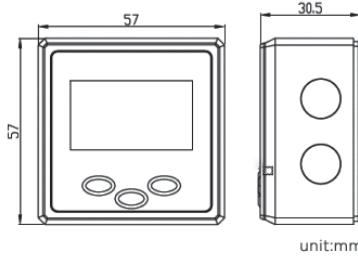
Code No.	Description	Blade Length
490-20-8	4 pcs Set	12"/300mm
490-21-8	4 pcs Set (With 4R Ruler)	12"/300mm
490-22-8	4 pcs Set (With 16R Ruler)	12"/300mm



## Mini Digital Protractors 490 Series



490-16-7



### FEATURES

- This protractor provides an immediate digital reading of any angle in a full circle with 0°-90°-0°-90°-0° readings.
- The machined Aluminum frame is rigid and light with a precise platform that allows the sensor and its microprocessor circuit to provide high accuracy throughout the entire 360° range
- Four 90° quadrants for display purposes
- Calibrates in minutes without any special fixtures
- HOLD button for freezing a reading in an unreadable position



Code No.	Range	Graduation	Accuracy
490-16-7	4 x 90°	0.1°	±0.2°

## Digital Protractors - Level Type 490 Series




490-16-0

### FEATURES

- This protractor provides an immediate digital reading of any angle in a full circle with 0°-90°-0°-90°-0° readings. The machined Aluminum frame is rigid and light with a precise platform that allows the sensor and its microprocessor circuit to provide high accuracy throughout the entire 360° range
- Four 90° quadrants for display purposes
- Calibrates in minutes without any special fixtures
- HOLD button for freezing a reading in an unreadable position
- ABS/ZERO button allows 2 measuring modes, Standard and Alternate Reference
- V-grooves on top and bottom for use on curved surfaces
- Angle displayed upright regardless of protractor position
- Item #490-16-2 comes with magnet on base, which is helpful for fixing



Code No.	Range	Resolution	Operating Temp. Range	Power	Accuracy	Size	Weight
490-16-0	360°	0.1°	23°F-122°F / -5°C-50°C	3V, Lithium Cell	±0.1°	152 x 63.8 x 60mm	343g
490-16-2	360°	0.1°	23°F-122°F / -5°C-50°C	3V, Lithium Cell	±0.1°	152 x 63.8 x 60mm	343g



## Digital Protractors

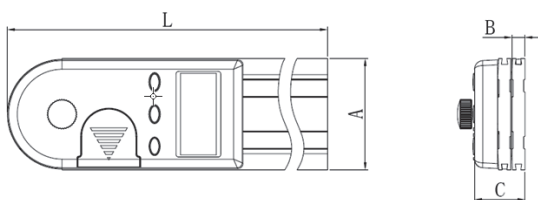
490 Series



490-51-0

### FEATURES

- ZERO set at any position
- Measuring range 0-360°
- Lock screw locks the measuring angle securely in any position
- Reverse reading for all of condition



Dimensions								
Code No.	Size	Range	Resolution	Accuracy	L	A	B	C
490-51-0	100mm	0-360°	0.05°	±0.3°	103mm	45mm	5.4mm	20.5mm
490-51-1	200mm	0-360°	0.05°	±0.3°	205mm	45mm	5.4mm	20.5mm
490-51-2	300mm	0-360°	0.05°	±0.3°	306mm	45mm	5.4mm	20.5mm

## Digital Protractors

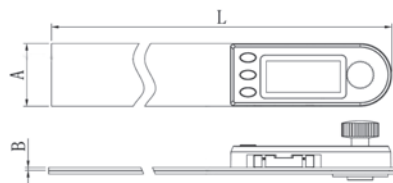
490 Series



490-52-1

### FEATURES

- ZERO set at any position
- Measuring range 0-360°
- Lock screw locks the measuring angle securely in any position
- Reverse reading for all of condition



Dimensions							
Code No.	Size	Range	Resolution	Accuracy	L	A	B
490-52-0	100mm	0-360°	0.05°	±0.3°	178mm	27.2mm	1.2mm
490-52-1	200mm	0-360°	0.05°	±0.3°	277mm	27.2mm	1.2mm
490-52-2	300mm	0-360°	0.05°	±0.3°	380mm	27.2mm	1.2mm





## Digital Levels

490 Series

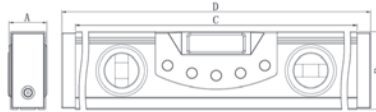
NEW



490-50-0



490-50-1



### FEATURES

- LCD display hold function
- Level measuring function
- Relative angle measuring
- Slope and angle conversion
- Even angle warning and laser optional
- Magnet on measuring face



Code No.	Spec	Range	Resolution	Accuracy	Dimensions			
					A mm	B mm	C mm	D mm
490-50-0	150mm	4x90°	0.05°	±0.2°	28	58	152.4	172.4
490-50-1	225mm	4x90°	0.05°	±0.2°	28	58	228.6	248.6
490-50-2	600mm	4x90°	0.05°	±0.2°	28	58	609.6	629.6

## Precision Levels

606 Series



606-53-0



606-51-4

### FEATURES

- All measuring surfaces of the square models are precision ground to facilitate readings at both horizontal and vertical planes

Straight Models		
Code No.	Range	Sensitivity
606-50-3	150 x 47mm	0.10mm/m
606-50-4	150 x 47mm	0.02mm/m
606-50-6	150 x 47mm	0.05mm/m
606-51-3	200 x 47mm	0.10mm/m
606-51-4	200 x 47mm	0.02mm/m
606-51-6	200 x 47mm	0.05mm/m
606-52-3	300 x 48 x 45mm	0.10mm/m
606-52-4	300 x 48 x 45mm	0.02mm/m
606-52-6	300 x 48 x 45mm	0.05mm/m

Square Models		
Code No.	Range	Sensitivity
606-53-0	200 x 200 x 40mm	0.10mm/m
606-53-2	200 x 200 x 40mm	0.02mm/m
606-53-5	200 x 200 x 40mm	0.05mm/m
606-54-0	300 x 300 x 46mm	0.10mm/m
606-54-2	300 x 300 x 46mm	0.02mm/m
606-54-5	300 x 300 x 46mm	0.05mm/m

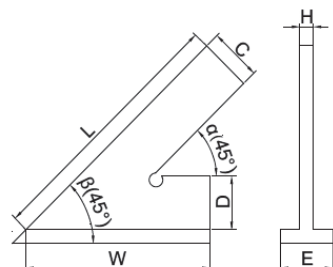


## Point Angle Squares 45° With Base

637 Series



637-01-2



### FEATURES

- Made of hardened stainless steel

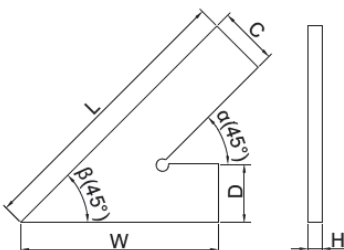
Code No.	Size (LxW)	Dimensions					
		Accuracy		C	D	H	E
		Inside (α)	Outside(β)				
637-01-2	120 x 80mm	29μm	33μm	20mm	20mm	5mm	20mm
637-02-2	150 x 100mm	32μm	36μm	20mm	20mm	5mm	20mm
637-03-2	200 x 130mm	36μm	41μm	30mm	30mm	5mm	25mm

## Point Angle Squares 45°

637 Series



637-01-0



### FEATURES

- Made of hardened stainless steel

Code No.	Size (LxW)	Dimensions				
		Accuracy		C	D	H
		Inside (α)	Outside(β)			
637-01-0	120 x 80mm	29μm	32μm	20mm	20mm	5mm
637-02-0	150 x 100mm	32μm	35μm	20mm	20mm	5mm
637-03-0	200 x 130mm	36μm	40μm	30mm	30mm	5mm

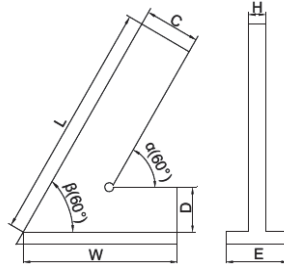


## Point Angle Squares 60° With Wide Base

637 Series



637-04-2



**FEATURES**

- Made of hardened stainless steel

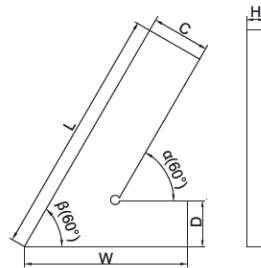
Code No.	Size (LxW)	Dimensions					
		Accuracy		C	D	H	E
		Inside ( $\alpha$ )	Outside( $\beta$ )				
637-04-2	120 x 80mm	29 $\mu$ m	33 $\mu$ m	20mm	20mm	5mm	20mm
637-05-2	150 x 100mm	32 $\mu$ m	36 $\mu$ m	20mm	20mm	5mm	20mm
637-06-2	200 x 130mm	36 $\mu$ m	41 $\mu$ m	30mm	30mm	5mm	25mm

## Point Angle Squares 60°

637 Series




637-04-0



**FEATURES**

- Made of hardened stainless steel

Code No.	Size (LxW)	Dimensions				
		Accuracy		C	D	H
		Inside ( $\alpha$ )	Outside( $\beta$ )			
637-04-0	120 x 80mm	29 $\mu$ m	32 $\mu$ m	20mm	20mm	5mm
637-05-0	150 x 100mm	32 $\mu$ m	35 $\mu$ m	20mm	20mm	5mm
637-06-0	200 x 130mm	36 $\mu$ m	40 $\mu$ m	25mm	25mm	5mm

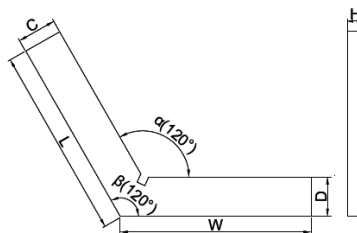


## Hexagon Squares 120°

637 Series



637-08-0



### FEATURES

- Made of hardened stainless steel

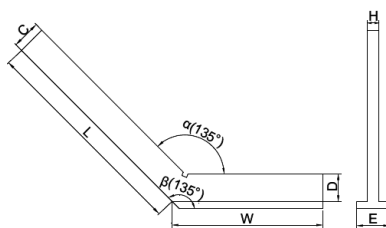
Code No.	Size (LxW)	Accuracy		C	D	H
		Inside ( $\alpha$ )	Outside ( $\beta$ )			
637-07-0	50 x 50mm	24 $\mu$ m	25 $\mu$ m	15mm	15mm	5mm
637-08-0	75 x 75mm	26 $\mu$ m	28 $\mu$ m	20mm	20mm	5mm
637-09-0	100 x 100mm	29 $\mu$ m	30 $\mu$ m	20mm	20mm	5mm
637-10-0	150 x 150mm	34 $\mu$ m	35 $\mu$ m	25mm	25mm	5mm
637-11-0	200 x 200mm	38 $\mu$ m	40 $\mu$ m	30mm	30mm	7mm

## Octagon Squares 135° With Base

637 Series



637-13-2



### FEATURES

- Made of hardened stainless steel

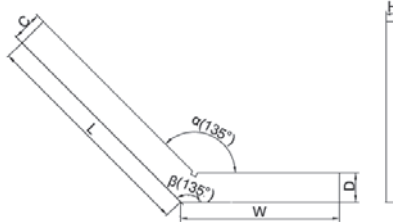
Code No.	Size (LxW)	Accuracy		C	D	H	E
		Inside ( $\alpha$ )	Outside ( $\beta$ )				
637-12-2	100 x 70mm	31 $\mu$ m	33 $\mu$ m	20mm	20mm	5mm	20mm
637-13-2	120 x 80mm	34 $\mu$ m	36 $\mu$ m	20mm	20mm	5mm	20mm
637-14-2	150 x 100mm	39 $\mu$ m	41 $\mu$ m	30mm	30mm	7mm	30mm
637-15-2	200 x 130mm	44 $\mu$ m	46 $\mu$ m	30mm	30mm	7mm	30mm



Octagon Squares 135° 637 Series



637-14-0



FEATURES

- Made of hardened stainless steel

Code No.	Size (LxW)	Dimensions				
		Accuracy		C	D	H
		Inside (α)	Outside(β)			
637-12-0	50 x 50mm	31μm	33μm	20mm	20mm	5mm
637-13-0	75 x 75mm	34μm	36μm	20mm	20mm	5mm
637-14-0	100 x 100mm	39μm	41μm	30mm	30mm	7mm
637-15-0	125 x 125mm	44μm	46μm	30mm	30mm	7mm
637-16-0	200 x 200mm	49μm	51μm	35mm	35mm	7mm

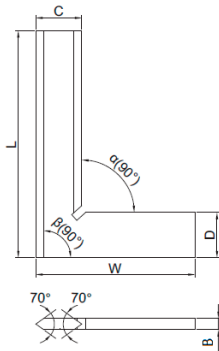
Bevel Edge Squares 639 Series



639-23-0

FEATURES

- Made of precision ground hardened Stainless Steel
- Accuracy according to DIN875



DIN 875 Grade 00				Dimensions		
Code No.	Inch Size(LxW)	Metric Size(LxW)	Angle Tolerance	C	D	B
639-21-0	2" x 1.6"	50 x 40mm	0.003mm	13mm	13mm	4mm
639-22-0	3" x 2"	75 x 50mm	0.003mm	15mm	15mm	4mm
639-23-0	4" x 2.75"	100 x 70mm	0.003mm	20mm	20mm	5mm
639-24-0	6" x 4"	150 x 100mm	0.004mm	30mm	30mm	6mm
639-25-0	8" x 5"	200 x 130mm	0.004mm	33mm	33mm	7mm
639-26-0	10" x 6.5"	250 x 165mm	0.005mm	35mm	35mm	7mm
639-27-0	12" x 8"	300 x 200mm	0.005mm	40mm	40mm	8mm

DIN 875 Grade 0				Dimensions		
Code No.	Inch Size(LxW)	Metric Size(LxW)	Angle Tolerance	C	D	B
639-21-1	2" x 1.6"	50 x 40mm	0.006mm	13mm	13mm	4mm
639-22-1	3" x 2"	75 x 50mm	0.007mm	15mm	15mm	4mm
639-23-1	4" x 2.75"	100 x 70mm	0.007mm	20mm	20mm	5mm
639-24-1	6" x 4"	150 x 100mm	0.008mm	30mm	30mm	6mm
639-25-1	8" x 5"	200 x 130mm	0.009mm	33mm	33mm	7mm
639-26-1	10" x 6.5"	250 x 165mm	0.010mm	35mm	35mm	7mm
639-27-1	12" x 8"	300 x 200mm	0.011mm	40mm	40mm	8mm

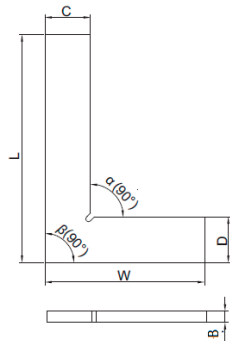


## Flat Edge Squares

639 Series



639-24-4



### FEATURES

- Made of precision ground hardened Stainless Steel
- Accuracy according to DIN875

DIN 875 Grade 0			Dimensions			
Code No.	Inch Size(LxW)	Metric Size(LxW)	Angle Tolerance	C	D	B
639-21-4	2" x 1.6"	50 x 40mm	0.007mm	15mm	15mm	5mm
639-22-4	3" x 2"	75 x 50mm	0.007mm	15mm	15mm	5mm
639-23-4	4" x 2.75"	100 x 70mm	0.007mm	20mm	20mm	5mm
639-24-4	6" x 4"	150 x 100mm	0.008mm	25mm	25mm	5mm
639-25-4	8" x 5"	200 x 130mm	0.009mm	30mm	30mm	6mm
639-26-4	10" x 6.5"	250 x 165mm	0.010mm	35mm	35mm	7mm
639-27-4	12" x 8"	300 x 200mm	0.011mm	40mm	40mm	8mm

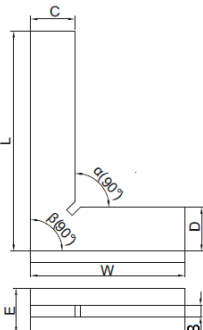
DIN 875 Grade 1			Dimensions			
Code No.	Inch Size(LxW)	Metric Size(LxW)	Angle Tolerance	C	D	B
639-21-5	2" x 1.6"	50 x 40mm	0.014mm	15mm	15mm	5mm
639-22-5	3" x 2"	75 x 50mm	0.014mm	15mm	15mm	5mm
639-23-5	4" x 2.75"	100 x 70mm	0.015mm	20mm	20mm	5mm
639-24-5	6" x 4"	150 x 100mm	0.018mm	25mm	25mm	5mm
639-25-5	8" x 5"	200 x 130mm	0.020mm	30mm	30mm	6mm
639-26-5	10" x 6.5"	250 x 165mm	0.023mm	35mm	35mm	7mm
639-27-5	12" x 8"	300 x 200mm	0.025mm	40mm	40mm	8mm
639-28-5	16" x 10"	400 x 265mm	0.028mm	45mm	45mm	8mm
639-29-5	20" x 12"	500 x 330mm	0.030mm	45mm	45mm	9mm

## Flat Edge Squares With Extra Base

639 Series



639-55-0



### FEATURES

- Made of precision ground hardened Stainless Steel
- Accuracy according to DIN875

DIN 875 Grade 0			Dimensions				
Code No.	Inch Size(LxW)	Metric Size(LxW)	Angle Tolerance	C	D	B	E
639-53-0	3" x 2"	75 x 50mm	0.007mm	15mm	15mm	5mm	15mm
639-54-0	4" x 2.75"	100 x 70mm	0.007mm	20mm	20mm	5mm	20mm
639-55-0	6" x 4"	150 x 100mm	0.008mm	25mm	25mm	5mm	25mm
639-56-0	8" x 5"	200 x 130mm	0.009mm	30mm	30mm	6mm	30mm
639-57-0	10" x 6.5"	250 x 165mm	0.010mm	35mm	35mm	7mm	35mm
639-58-0	12" x 8"	300 x 200mm	0.011mm	40mm	40mm	8mm	40mm

DIN 875 Grade 1			Dimensions				
Code No.	Inch Size(LxW)	Metric Size(LxW)	Angle Tolerance	C	D	B	E
639-53-1	3" x 2"	75 x 50mm	0.014mm	15mm	15mm	5mm	15mm
639-54-1	4" x 2.75"	100 x 70mm	0.015mm	20mm	20mm	5mm	20mm
639-55-1	6" x 4"	150 x 100mm	0.018mm	25mm	25mm	5mm	25mm
639-56-1	8" x 5"	200 x 130mm	0.020mm	30mm	30mm	6mm	30mm
639-57-1	10" x 6.5"	250 x 165mm	0.023mm	35mm	35mm	7mm	35mm
639-58-1	12" x 8"	300 x 200mm	0.025mm	40mm	40mm	8mm	40mm
639-59-1	16" x 10"	400 x 265mm	0.028mm	45mm	45mm	8mm	45mm
639-60-1	20" x 12"	500 x 330mm	0.030mm	45mm	45mm	9mm	45mm

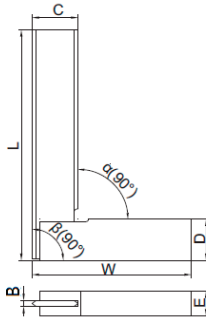


## Bevel Edge Squares With Wide Base

639 Series



639-33-0



### FEATURES

- Made of precision ground hardened Stainless Steel
- Accuracy according to DIN875

DIN 875 Grade 00				Dimensions			
Code No.	Inch Size(LxW)	Metric Size(LxW)	Angle Tolerance	C	D	B	E
639-31-0	2" x 1.6"	50 x 40mm	0.003mm	14mm	12mm	3mm	10mm
639-32-0	3" x 2"	75 x 50mm	0.003mm	16mm	14mm	3mm	10mm
639-33-0	4" x 2.75"	100 x 70mm	0.003mm	20mm	18mm	3.5mm	12mm
639-34-0	6" x 4"	150 x 100mm	0.004mm	22mm	22mm	4mm	12mm
639-35-0	8" x 5"	200 x 130mm	0.004mm	26mm	26mm	5mm	14mm

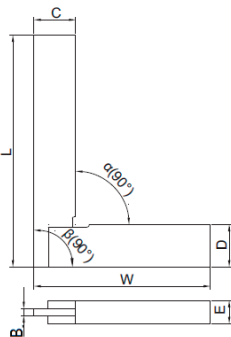
DIN 875 Grade 0				Dimensions			
Code No.	Inch Size(LxW)	Metric Size(LxW)	Angle Tolerance	C	D	B	E
639-31-1	2" x 1.6"	50 x 40mm	0.006mm	14mm	12mm	3mm	10mm
639-32-1	3" x 2"	75 x 50mm	0.007mm	16mm	14mm	3mm	10mm
639-33-1	4" x 2.75"	100 x 70mm	0.007mm	20mm	18mm	3.5mm	12mm
639-34-1	6" x 4"	150 x 100mm	0.008mm	22mm	22mm	4mm	12mm
639-35-1	8" x 5"	200 x 130mm	0.009mm	26mm	26mm	5mm	14mm

## Flat Edge Squares With Wide Base

639 Series



639-33-4



### FEATURES

- Made of precision ground hardened Stainless Steel
- Accuracy according to DIN875

DIN 875 Grade 0				Dimensions			
Code No.	Inch Size(LxW)	Metric Size(LxW)	Angle Tolerance	C	D	B	E
639-31-4	2" x 1.6"	50 x 40mm	0.006mm	12mm	12mm	2.5mm	10mm
639-32-4	3" x 2"	75 x 50mm	0.007mm	14mm	14mm	3mm	10mm
639-33-4	4" x 2.75"	100 x 70mm	0.007mm	18mm	18mm	3mm	12mm
639-34-4	6" x 4"	150 x 100mm	0.008mm	22mm	22mm	4mm	12mm
639-35-4	8" x 5"	200 x 130mm	0.009mm	26mm	26mm	4mm	14mm

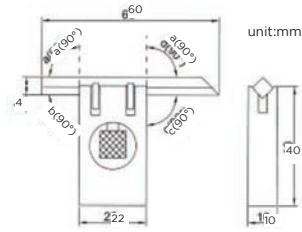


## Adjustable Square

639 Series



639-00-0



### FEATURES

- Made of precision ground hardened Stainless Steel
- Accuracy according to DIN875

DIN 875 Grade 00			
Code No.	Ruler Length	Foot Size	Angle Tolerance(a, b, c, d)
639-00-0	60mm	40x22x10mm	0.007mm

## Granite Squares

639 Series



639-03-0

### FEATURES

- Made of wear resistant black granite
- The flatness of the datum surfaces is according to DIN876/00
- Squareness is according to DIN875

Code No.	Just Size	Thickness	Accuracy
639-01-0	200 x 150mm	50mm	00
639-02-0	300 x 200mm	50mm	00
639-03-0	400 x 250mm	50mm	00
639-04-0	500 x 300mm	60mm	00
639-05-0	600 x 400mm	70mm	00
639-06-0	800 x 500mm	80mm	00
639-07-0	1000 x 600mm	100mm	00

Code No.	Just Size	Thickness	Accuracy
639-01-1	400 x 400mm	40mm	00

## Straight Knife Edges

639 Series



639-73-0

### FEATURES

- Made of hardened Stainless Steel
- The design incorporates a precise 45 degree cross section allowing for visual inspection of surfaces
- The back edge is fitted with a thermal plastic grip to reduce the effects of heat transfer
- Straightness according to DIN874/00

Code No.	Metric Size	Squareness
639-71-0	75mm	00
639-72-0	100mm	00
639-73-0	125mm	00
639-74-0	150mm	00
639-75-0	200mm	00
639-76-0	300mm	00
639-77-0	400mm	00
639-78-0	500mm	00
639-79-0	600mm	00





## 5-pcs Square Set

639 Series



639-00-8

Code No.	639-00-8	
Description		Qty.
Straight Edge 100mm		1
Precision Square 75 x 50mm		1
Precision Square 40 x 28mm		1
Precision Square 25 x 20mm		1
Scriber 9 x 9 x 60mm		1

## Die Makers Square Set

606 Series



606-67-0

### FEATURES

- Use for precise miniature layouts
- Hardened and ground with very fine finish extremely accurate
- Set includes:
  - 3 hardened beveled edge squares;
  - plus 1-1/2" triangular straight edge with handle complete in a fitted case
- Straight edge sides are machined in the middle for clearance of burrs and dirt

Specifications of Squares:

Beam	Blade
1-15/16"	2-15/16"
1-1/8"	1-9/16"
3/4"	1"

Code No.	Description	Included
606-67-0	Diemaker's Square Set	3 Hardened Beveled Edge Squares 1pc, Squares 3pcs



## Angle Gauges

605 Series



605-01-0

### FEATURES

- Material: Satin finished Stainless Steel
- Each gauge has eight precision radii
- The contour of each gauge has: 50% of primary angle and complementary angles including internal and external angles
- Various purposes including alignment of the lathe tool bit and for checking cutting tool geometry

Set							
Code No.	Description			No. Of Leaves			
605-01-0	Angle Gauges Set			18			
Individual Gauges Included							
Primary Angle	1/2 Primary Angle	Accuracy	Complementary Angle	Primary Angle	1/2 Primary Angle	Accuracy	Complementary Angle
5° D	2°30'	35'	175° D	50° D	25° D	35'	130° D
10° D	5° D	35'	170° D	55° D	27°30'	35'	125° D
15° D	7°30'	35'	165° D	60° D	30° D	35'	120° D
20° D	10° D	35'	160° D	65° D	32°30'	35'	115° D
25° D	12°30'	35'	155° D	70° D	35° D	35'	110° D
30° D	15° D	35'	150° D	75° D	37°30'	35'	105° D
35° D	17°30'	35'	145° D	80° D	40° D	35'	100° D
40° D	20° D	35'	140° D	85° D	42°30'	35'	95° D
45° D	22°30'	35'	135° D	90° D	45° D	35'	90° D



605-06-0

### FEATURES

- Made of hardened steel. Hardness HRC 55
- Accuracy according to DIN/ISO 3650

10 Pcs Set			
Code No.	Length x Thickness	Angle	Accuracy
605-06-0	3" x 1/4"	1°, 2°, 3°, 4°, 5°, 10°, 15°, 20°, 25°, 30°	±0.01°
605-06-1	3" x 1/4"	1/4°, 1/2°, 1°, 2°, 3°, 4°, 5°, 10°, 15°, 20°, 25°, 30°	±0.01°



605-06-2

2 Pcs Set				
Code No.	Size	Thickness	Angle	Accuracy
605-06-2	3 x 3 x 4-3/8" 2 x 3-15/16 x 4"	1/4" 1/4"	45° x 45° x 90° 30° x 60° x 90°	±0.01°




605-06-3

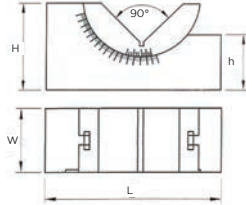
7 Pcs Set		
Code No.	Grade	Individual Blocks Included
605-06-3	DIN/1	15°10', 30°20', 45°30', 50°, 60°40', 75°50', 90°



## Adjustable Angle Blocks 607 Series



607-80-0



### FEATURES

- Hardened and ground
- Reading accuracy 10 minutes
- With locking screw

Code No.	Size(LxWXH)	h	Adjustable Angle	Graduation Of Angle
607-80-0	75X25X36mm	25mm	30°-0°-60°	10 minutes
607-80-1	102X30X49mm	30mm	30°-0°-60°	10 minutes
607-80-2	102X46X49mm	46mm	30°-0°-60°	10 minutes

## Angle Gauges Set 1-45° 605 Series



605-62-0

### FEATURES

- Precision machined hardened steel

Code No.	Range	Qty.
605-62-0	1°-45°	20 Pcs

## Arched Compasses 605 Series



605-54-0

### FEATURES

- Precision machined hardened steel

Code No.	Range
605-54-0	2-12mm

## Center Gauges 605 Series



605-60-0

### FEATURES

- Precision machined hardened steel
- Profile is for 60 degree threads
- Scales markings:  
Side 1 with 14ths and 20ths graduations  
Side 2 with 24ths and 32ths graduations

Code No.
605-60-0



## Radius Gauges

605 Series



605-42-0

### FEATURES

- Size is permanently marked on each gauge leaf
- Gauge profiles have both convex and concave radii

Code No.	Range	Qty.	Step By
605-40-1	17/32"-1"	16 Slise	1/32"
605-41-1	1/32"-1/4"	15 Slise	1/64"
605-42-1	17/64"-1/2"	16 Slise	1/32"
605-42-0	1-6.5mm	16 pairs	0.5mm
605-43-0	7-14.5mm	16 pairs	0.5mm
605-44-0	15-25mm	16 pairs	1mm

## Radius Gauges

605 Series

**NEW**



605-41-0

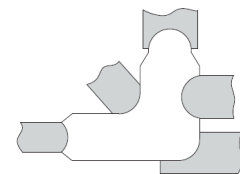
### FEATURES

- Each piece has 3 concave and 2 convex gauging surfaces
- Supplied with handle
- Size is permanently marked on each gauge leaf

Code No.	Range	Qty.	Step By
605-41-0	0.5-13mm	26 Slise	0.5mm



Use Of Handle



3 Concave And 2 Convex Gauging Surfaces



## Thread Pitch Gauges

605 Series



605-50-0

### FEATURES

- Each individual gauge is stamped with the thread pitch size
- See chart below for different thread forms

#### Metric Screw Pitch Gauges (60°)

Code No.	Range	No. Of Leaves	Composition Of Leaves
605-50-0	0.25-2.5mm	28	0.25-0.90mm By 0.05mm, 1-2mm x 0.1mm Step, Plus 1.25, 1.75, 2.5mm
605-51-0	0.35-6mm	22	0.35, 0.4, 0.45, 0.5, 0.6, 0.7, 0.75, 0.8, 1, 1.25, 1.5, 1.75, 2, 2.5, 3, 3.5, 4, 4.5, 5, 5.5, 6mm, And 60° Angle Gauge
605-52-0	0.4-7mm	21	0.4, 0.5, 0.7, 0.75, 0.8, 0.9, 1, 1.25, 1.5, 1.75, 2, 2.5, 3, 3.5, 4, 4.5, 5, 5.5, 6, 6.5, 7mm
605-53-0	0.4-7mm	18	0.4, 0.5, 0.75, 1, 1.25, 1.5, 1.75, 2, 2.5, 3, 3.5, 4, 4.5, 5, 5.5, 6, 6.5, 7mm

#### Unified Screw Pitch Gauges (60°)

Code No.	Range	No. Of Leaves	Composition Of Leaves
605-50-2	4-42 TPI	30	4, 4-1/2, 5, 5-1/2, 6, 7, 8, 9, 10, 11, 11-1/2, 12, 13, 14, 15, 16, 18, 20, 22, 24, 26, 27, 28, 30, 32, 34, 36, 38, 40, 42 TPI
605-51-2	4-84 TPI	51	4, 4-1/2, 5, 5-1/2, 6, 7, 8, 9, 10, 11, 11-1/2, 12, 13, 14, 15, 16, 18, 20, 22, 24, 26, 27, 28, 30, 32, 34, 36, 38, 40, 42, 44, 46, 48, 50, 52, 54, 56, 58, 60, 62, 64, 66, 68, 70, 72, 74, 76, 78, 80, 82, 84 TPI

#### Metric And Unified Screw Pitch Gauges (60°)

Code No.	Range	No. Of Leaves	Composition Of Leaves
605-50-8	0.4-7mm 4-42 TPI	51	605-52-0 and 605-50-2

#### Whitworth Screw Pitch Gauges (55°)

Code No.	Range	No. Of Leaves	Composition Of Leaves
605-50-5	4-42 TPI	30	4, 4-1/2, 5, 5-1/2, 6, 7, 8, 9, 10, 11, 11-1/2, 12, 13, 14, 15, 16, 18, 19, 20, 22, 24, 26, 27, 28, 30, 32, 36, 38, 40, 42 TPI
605-51-5	4-60 TPI	28	4, 4-1/2, 5, 6, 7, 8, 9, 10, 11, 12, 13, 14, 16, 18, 20, 22, 24, 25, 26, 28, 30, 32, 34, 36, 40, 42, 48, 60 TPI

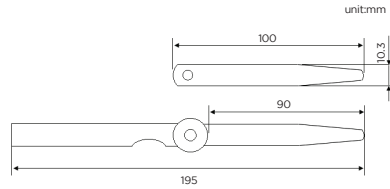


Feeler Gages

605 Series



605-73-1



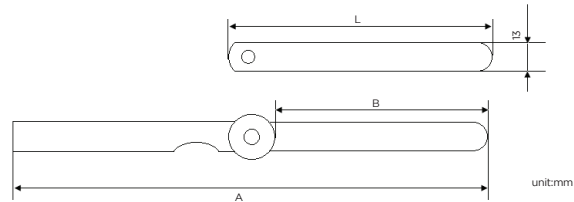
FEATURES

- Made of hardened alloy steel
- Meet DIN2275
- Accuracy:  $\pm(3+T/80) \mu\text{m}$ , "T" is the thickness of leaves in  $\mu\text{m}$

Metric			
Code No.	Range	Thickness Of Leaves Included (mm)	Quantity Of Leaves
605-73-1	0.03-0.50mm	0.03, 0.04, 0.05, 0.06, 0.07, 0.08, 0.09, 0.10, 0.15, 0.20, 0.30, 0.40, 0.50	13
605-73-2	0.05-1.00mm	0.05, 0.10, 0.15, 0.20, 0.25, 0.30, 0.40, 0.50, 0.60, 0.70, 0.80, 0.90, 1.00	13
605-73-3	0.02-1.00mm	0.02, 0.03, 0.04, 0.05, 0.06, 0.07, 0.08, 0.09, 0.10, 0.15, 0.20, 0.25, 0.30, 0.40, 0.50, 0.75, 1.00	17
605-73-4	0.05-1.00mm	0.05, 0.10, 0.15, 0.20, 0.25, 0.30, 0.35, 0.40, 0.45, 0.50, 0.55, 0.60, 0.65, 0.70, 0.75, 0.80, 0.85, 0.90, 0.95, 1.00	20
605-73-5	0.05-1.00mm	0.05, 0.06, 0.07, 0.08, 0.09, 0.10, 0.11, 0.12, 0.13, 0.14, 0.15, 0.20, 0.25, 0.30, 0.35, 0.40, 0.45, 0.50, 0.55, 0.60, 0.65, 0.70, 0.75, 0.80, 0.85, 0.90, 0.95, 1.00	28
605-73-6	0.03-1.00mm	0.03, 0.04, 0.05, 0.06, 0.07, 0.08, 0.09, 0.10, 0.13, 0.15, 0.18, 0.20, 0.23, 0.25, 0.28, 0.30, 0.33, 0.35, 0.38, 0.40, 0.45, 0.50, 0.55, 0.60, 0.63, 0.65, 0.70, 0.75, 0.80, 0.85, 0.90, 1.00	32



605-73-7



Metric				Dimensions		
Code No.	Range	Thickness Of Leaves Included (mm)	Quantity Of Leaves	L	A	B
605-73-7	0.05-1.00mm	0.05, 0.10, 0.15, 0.20, 0.25, 0.30, 0.40, 0.50, 0.60, 0.70, 0.80, 0.90, 1.00	13	150mm	135mm	295mm
605-73-8	0.05-1.00mm	0.05, 0.10, 0.15, 0.20, 0.25, 0.30, 0.40, 0.50, 0.60, 0.70, 0.80, 0.90, 1.00	13	200mm	185mm	395mm
605-73-9	0.05-1.00mm	0.05, 0.10, 0.15, 0.20, 0.25, 0.30, 0.40, 0.50, 0.60, 0.70, 0.80, 0.90, 1.00	13	300mm	285mm	590mm
605-74-0	0.05-1.00mm	0.05, 0.10, 0.15, 0.20, 0.25, 0.30, 0.35, 0.40, 0.45, 0.50, 0.55, 0.60, 0.65, 0.70, 0.75, 0.80, 0.85, 0.90, 0.95, 1.00	20	150mm	135mm	295mm
605-74-1	0.05-1.00mm	0.05, 0.10, 0.15, 0.20, 0.25, 0.30, 0.35, 0.40, 0.45, 0.50, 0.55, 0.60, 0.65, 0.70, 0.75, 0.80, 0.85, 0.90, 0.95, 1.00	20	200mm	185mm	395mm
605-74-2	0.05-1.00mm	0.05, 0.10, 0.15, 0.20, 0.25, 0.30, 0.35, 0.40, 0.45, 0.50, 0.55, 0.60, 0.65, 0.70, 0.75, 0.80, 0.85, 0.90, 0.95, 1.00	20	300mm	285mm	590mm



## V-Blocks With Clamps

606 Series



606-60-0



606-60-6

### FEATURES

- Made with hardened steel at HRC55-62
- With spring clamping bar
- Delivered in pairs
- Accuracy:  
Parallelism & Squareness: 0.005mm

Plain Clamp		
Code No.	Dimensions	Range Of Shafts Dia.
606-60-0	30 x 35 x 35mm	3-15mm
606-61-0	60 x 60 x 50mm	4-30mm
606-62-0	105 x 105 x 78mm	6-65mm

Deep Throat Clamp		
Code No.	Dimensions	Range Of Shafts Dia.
606-60-6	41 x 32 x 32mm	5-26mm
606-60-2	70 x 45 x 41mm	6-60mm
606-60-4	70 x 63 x 44mm	6-45mm

## Cast Vee Blocks

607 Series



607-70-0

### FEATURES

- Precision ground matched pairs made of cast iron grade 20
- Supports objects that are cylindrical and 90° or less
- Accuracy:  
Flatness: .0005"  
Parallelism: .0008"  
Perpendicularity: .0008"

Code No.	Length	Width	Height	Range Of Shafts Dia.
607-70-0	2"	7/8"	1-1/4"	.24-2.17"
607-71-0	3"	1-5/16"	2-3/8"	.32-2.21"
607-72-0	4"	1-5/8"	2-5/8"	.40-2.84"
607-73-0	5"	2"	3-1/8"	.40-3.15"
607-74-0	6"	2-1/2"	3-1/2"	.40-4"

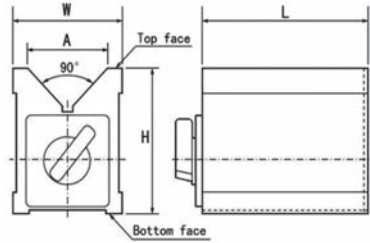


## Magnetic V-Blocks

609 Series



609-13-0




### FEATURES

- Workpiece can be placed on v-shape or top surface
- The rotary knob switches natural magnet on or off
- The precision surfaces and the bottom V are securely fastened to the ferrous work piece or machine table when the rotary knob is in the on position


One Pair		One Pc		Dimensions	
Code No.	Code No.	Magnetic Power	Magnetic Base		Weight
			(L x W x H)	A	
609-10-0	609-10-1	60 kgf	70 x 60 x 72mm	36mm	1.6kg
609-11-0	609-11-1	70 kgf	80 x 56 x 72mm	36mm	1.7kg
609-12-0	609-12-1	80 kgf	125 x 60 x 72mm	36mm	3.0kg
609-13-0	609-13-1	70 kgf	100 x 70 x 95mm	46mm	4.0kg
609-14-0	609-14-1	80 kgf	115 x 75 x 100mm	50mm	5.2kg

## Magnetic V-Blocks


609 Series




609-20-1



609-20-0



609-21-0



609-22-0

### FEATURES

- Used for Grinding, Light Milling, Drilling & Inspection of Round & Square Jobs
- The top (V surface) and the end face can be adsorbed
- The switch level can be loaded and unloaded
- Constitute a set of two

One Pair				
Code No.	Dimensions	Power	Range Of Shafts Dia.	
609-20-1	70 x 40 x 50mm	15 kgf	Ø5-48mm	
609-20-0	70 x 40 x 50mm	15 kgf	Ø5-48mm	
609-21-0	100 x 50 x 80mm	20 kgf	Ø5-80mm	
609-22-0	150 x 50 x 100mm	23 kgf	Ø6-100mm	






## Magnetic Induction Blocks


609 Series



609-30-0



609-31-0




609-32-0



609-30-1



609-31-1



609-32-1

### FEATURES

- Used to extends magnetic force to hold bar, or irregular shaped work pieces

Code No.	Dimensions	Material	Range Of Shafts Dia.
609-30-0	100 x 50 x 25mm	Steel / Aluminum	-
609-30-1	100 x 50 x 25mm	Steel / Copper	-
609-31-0	100 x 58 x 46mm	Steel / Aluminum	Ø5-48mm
609-31-1	100 x 58 x 46mm	Steel / Copper	Ø5-48mm
609-32-0	50 x 58 x 46mm	Steel / Aluminum	Ø5-48mm
609-32-1	50 x 58 x 46mm	Steel / Copper	Ø5-48mm

## Thin Type Magnetic Holders

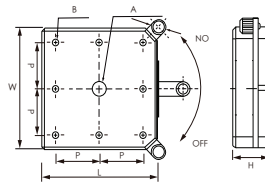
609 Series



609-40-0



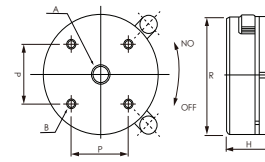
609-40-2



609-41-0



609-41-1



### FEATURES


- Suitable as a base for securing jigs and measuring equipment on an iron surface plate or machine table and as a temporary base for laser and optical measurement
- Since these bases are of switchover type permanent magnetic bases, they are recommended for applications that require fine adjustment and accuracy
- Simple ON/OFF operation with the level
- Thin and powerful magnetic force
- Dry specification

Code No.	Holding Power	Dimensions				Thread			
		W	L	H	P	R	A	B	
609-40-0	6.5kgf	45mm	45mm	20mm	25mm	-	M8	4-M4	
609-40-1	20kgf	65mm	65mm	20mm	25mm	-	M8	8-M4	
609-40-2	25kgf	90mm	90mm	20mm	25mm	-	M8	8-M4	
609-40-3	80kgf	125mm	125mm	30mm	50mm	-	M16	8-M6	
609-41-0	6kgf	-	-	-	20mm	50mm	M8	4-M4	
609-41-1	20kgf	-	-	-	20mm	75mm	M8	4-M4	



## 1-2-3, 2-3-4 & 2-4-6 Blocks

607 Series



607-01-0

### FEATURES

- Height accuracy in pair:  $\pm 0.0001$ "
- Hardened steel to HRC52-58, ground to surface finish 6-16 microinches
- Squareness:  $.0002$ "
- Parallelism:  $.0001$ "

Code No.	Range	Description
607-01-0	1-2-3 Block	5 Tapped Holes (3/8"-16) , 18 Untapped Holes (0.340"Dia.)
607-01-1	2-3-4 Block	5 Tapped Holes (3/8"-16) , 18 Untapped Holes (0.340"Dia.)
607-01-2	2-4-6 Block	5 Tapped Holes (5/8"-11) , 18 Untapped Holes (0.520"Dia.)

## Precision Parallel Sets

607 Series




607-08-0


### FEATURES

- Hardened and ground high grade alloy steel
- Hardness HRC52-58
- 6" length
- Height specifications consistent within each pair
- Absolute heights are nominal
- Supplied in durable molded plastic case

Code No.	Number Of Pairs	Description	Thickness	Parallelism	Paired Accuracy	Width Accuracy	Length Accuracy
607-08-0	8 Pair Parallel Set	7/8" to 1-3/4" in 1/8" Increments.	1/2"	$\pm 0.0003$ "	$\pm 0.0003$ "	$\pm 0.0008$ "	$\pm 0.0006$ "
607-09-0	9 Pair Parallel Set	3/4" to 1-3/4" in 1/8" Increments.	1/4"	$\pm 0.0002$ "	$\pm 0.0002$ "	$\pm 0.0008$ "	$\pm 0.0006$ "
607-10-0	10 Pair Parallel Set	1/2" to 1-5/8" in 1/8" Increments.	1/8"	$\pm 0.0002$ "	$\pm 0.0002$ "	$\pm 0.0008$ "	$\pm 0.0006$ "
607-10-1	10 Pair Parallel Set	1/2" to 1-5/8" in 1/8" Increments.	1/32"	$\pm 0.0002$ "	$\pm 0.0002$ "	$\pm 0.0008$ "	$\pm 0.0006$ "



## High Precision Metric Parallels 663 Series



663-02-0



663-12-0

### FEATURES

- Made of hardened steel. Hardness HRC48
- Tolerance of Height:  $\pm 0.01\text{mm}$
- Tolerance in pairs IT5

Code No.	Range	Length	Width	Number Of Pairs
663-01-0	14, 16, 18, 20, 22, 24, 26, 28, 30, 32, 35, 40mm	120mm	10mm	12
663-02-0	14, 16, 18, 20, 22, 24, 26, 28, 30, 32, 35, 40, 45, 50mm	150mm	10mm	14
663-03-0	10, 14, 18, 22, 26, 30, 34, 38, 42mm	100mm	4mm	9
663-04-0	10, 14, 18, 22, 26, 30, 34, 38, 42mm	160mm	4mm	9

Code No.	Range	Length	Number Of Pairs
663-11-0	2 x 5, 3 x 6, 4 x 7, 5 x 8, 6 x 9, 2 x 10, 3 x 11, 4 x 12, 5 x 13, 6 x 14mm, 2 x 15, 3 x 16, 4 x 17, 5 x 18, 6 x 19, 2 x 20, 3 x 21, 4 x 22, 5 x 23, 6 x 24mm	100mm	20
663-12-0	8 x 11, 10 x 13, 12 x 15, 14 x 17, 8 x 16, 10 x 18, 12 x 20, 14 x 22, 8 x 21, 10 x 23, 12 x 25, 14 x 27mm	125mm	24
663-13-0	8 x 26, 10 x 28, 12 x 30, 14 x 32, 8 x 31, 10 x 33, 12 x 35, 14 x 37, 8 x 36, 10 x 38, 12 x 40, 14 x 42mm	150mm	24



## Precision Sine Vice

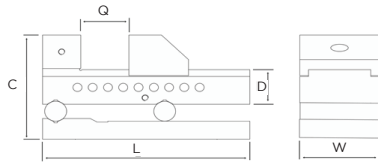
608 Series



608-01-0

### FEATURES

- Parallelism : 0.003mm/100mm
- Perpendicularity: 0.005mm/100mm
- Hardness HRC58-60
- Made of alloy steel



Dimensions					
Code No.	Jaw Opening (Q)	Jaw Width (W)	L	C	D
608-01-0	0-80mm	50mm	150mm	86mm	28mm
608-02-0	0-90mm	63mm	175mm	95.5mm	31mm
608-03-0	0-100mm	73mm	190mm	105mm	35mm
608-04-0	0-130mm	100mm	245mm	127mm	45mm

## Precision Vice

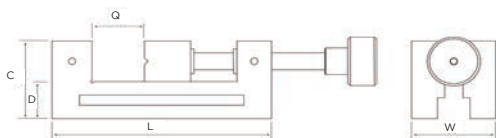
608 Series




608-10-0

### FEATURES


- Parallelism : 0.003mm/100mm
- Perpendicularity: 0.005mm/100mm
- Hardness HRC58-60
- Made of alloy steel



Dimensions					
Code No.	Jaw Opening (Q)	Jaw Width (W)	L	C	D
608-10-0	0-63mm	48mm	156mm	52mm	27mm
608-11-0	0-73mm	63mm	176mm	63mm	33mm
608-12-0	0-76mm	73mm	190mm	73mm	38mm
608-13-0	0-115mm	88mm	250mm	80mm	38mm
608-14-0	0-120mm	98mm	255mm	82mm	42mm
608-15-0	0-152mm	125mm	310mm	100mm	50mm



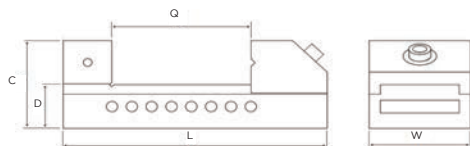
**Precision Vise** 608 Series



608-20-0

**FEATURES**

- Parallelism : 0.003mm/100mm
- Perpendicularity: 0.005mm/100mm
- Hardness HRC58-60
- Made of alloy steel



Dimensions					
Code No.	Jaw Opening (Q)	Jaw Width (W)	L	C	D
608-20-0	0-80mm	50mm	150mm	53mm	28mm
608-21-0	0-90mm	63mm	175mm	63mm	31mm
608-22-0	0-100mm	73mm	190mm	70mm	35mm
608-23-0	0-130mm	88mm	235mm	80mm	40mm
608-24-0	0-130mm	100mm	245mm	90mm	45mm
608-25-0	0-160mm	125mm	285mm	100mm	45mm



## Granite Surface Plates

630/631 Series



631-10-9

### FEATURES

- Material: Natural granite black in colour provides stability and longevity
- Each surface plate is shipped with a certificate of accuracy which guarantees its accuracy
- Granite surface plates are more common than cast iron plates due to the positive attributes
- Granite plate stands is not included

Grade AA	
Code No.	Inch Size
631-10-9	8 x 12 x 3"
631-12-9	9 x 12 x 3"
631-14-9	12 x 12 x 3"
631-16-9	12 x 18 x 4"
631-18-9	18 x 18 x 4"
631-20-9	18 x 24 x 4"
631-22-9	24 x 24 x 5"
631-24-9	24 x 30 x 5"
631-26-9	24 x 36 x 6"
631-28-9	24 x 48 x 8"
631-30-9	30 x 36 x 6"
631-32-9	30 x 48 x 8"
631-34-9	30 x 60 x 12"
631-36-9	36 x 36 x 6"
631-38-9	36 x 48 x 8"

Grade 00	
Code No.	Metric Size
630-09-9	400 x 400 x 100mm
630-10-9	300 x 300 x 100mm
630-12-9	450 x 300 x 100mm
630-14-9	600 x 450 x 100mm
630-16-9	600 x 600 x 130mm
630-18-9	750 x 500 x 130mm
630-20-9	1000 x 750 x 150mm
630-22-9	1000 x 1000 x 150mm
630-24-9	1500 x 1000 x 200mm
630-26-9	2000 x 1000 x 250mm
630-28-9	2000 x 1500 x 300mm
630-30-9	2000 x 2000 x 300mm
630-32-9	3000 x 1500 x 400mm
630-34-9	3000 x 2000 x 500mm

## Granite Plate Stands

638 Series

Code No.	Size
638-03-0	600 x 450 x 100mm
638-04-0	600 x 600 x 130mm
638-05-0	750 x 500 x 130mm
638-06-0	1000 x 750 x 150mm
638-07-0	1000 x 1000 x 150mm
638-08-0	1500 x 1000 x 200mm



## Spring Dividers And Calipers

606 Series



**FEATURES**

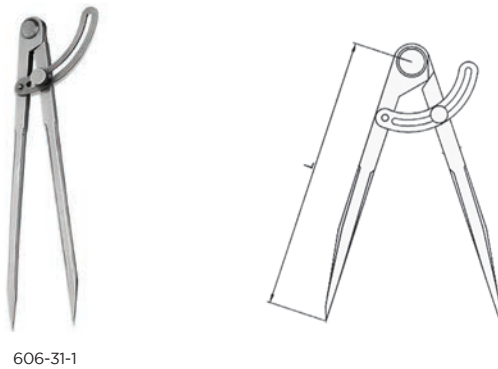
- Manufactured from hardened durable material
- Contact surfaces are rounded



Spring Divider	Outside Spring Caliper	Inside Spring Caliper				
Code No.	Code No.	Code No.	Inch Range	Metric Range.	a	b
606-31-0	606-31-2	606-31-4	6"	150mm	7mm	7mm
606-32-0	606-32-2	606-32-4	8"	200mm	7mm	7mm
606-33-0	606-33-2	606-33-4	10"	250mm	8mm	8mm
606-34-0	606-34-2	606-34-4	12"	300mm	8mm	8mm
606-35-0	606-35-2	606-35-4	16"	400mm	8mm	8mm
606-36-0	606-36-2	606-36-4	20"	500mm	8mm	8mm
606-37-0	606-37-2	606-37-4	24"	600mm	8mm	8mm

## Arched Compasses

606 Series



**FEATURES**

- Manufactured from hardened durable material
- Contact surfaces are rounded



Code No.	Inch	Metric	a	b
	Range (L)	Range (L)		
606-31-1	6"	150mm	10mm	7mm
606-32-1	8"	200mm	10mm	7mm
606-33-1	10"	250mm	10mm	7mm
606-34-1	12"	300mm	10mm	7mm
606-35-1	18"	400mm	11mm	7mm
606-36-1	20"	500mm	11mm	7mm
606-37-1	24"	600mm	11mm	7mm
606-38-1	32"	800mm	14mm	14mm
606-39-1	40"	1000mm	14mm	14mm



## Arched Compasses With Pencil Holder

606 Series



606-31-3

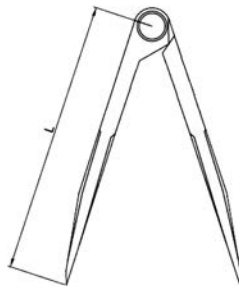
### FEATURES

- Manufactured from hardened durable material
- Contact surfaces are rounded

Code No.	Inch	Metric	a	b
	Range (L)	Range (L)		
606-31-3	6"	150mm	10mm	7mm
606-32-3	8"	200mm	10mm	7mm
606-33-3	10"	250mm	10mm	7mm
606-34-3	12"	300mm	10mm	7mm
606-35-3	18"	400mm	11mm	7mm
606-36-3	20"	500mm	11mm	7mm
606-37-3	24"	600mm	11mm	7mm
606-38-3	32"	800mm	14mm	14mm
606-39-3	40"	1000mm	14mm	14mm

## Pointed Compasses

606 Series



606-31-5

### FEATURES

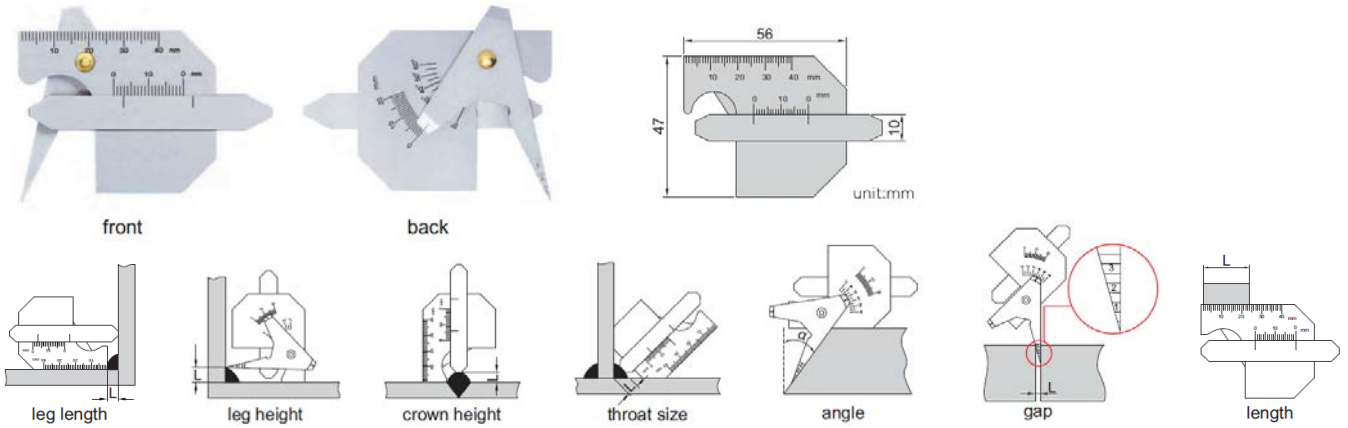
- Manufactured from hardened durable material
- Contact surfaces are rounded

Code No.	Inch	Metric	a	b
	Range (L)	Range (L)		
606-31-5	6"	150mm	10mm	7mm
606-32-5	8"	200mm	10mm	7mm
606-33-5	10"	250mm	10mm	7mm
606-34-5	12"	300mm	10mm	7mm
606-35-5	18"	400mm	11mm	7mm
606-36-5	20"	500mm	11mm	7mm
606-37-5	24"	600mm	11mm	7mm
606-38-5	32"	800mm	14mm	14mm
606-39-5	40"	1000mm	14mm	14mm

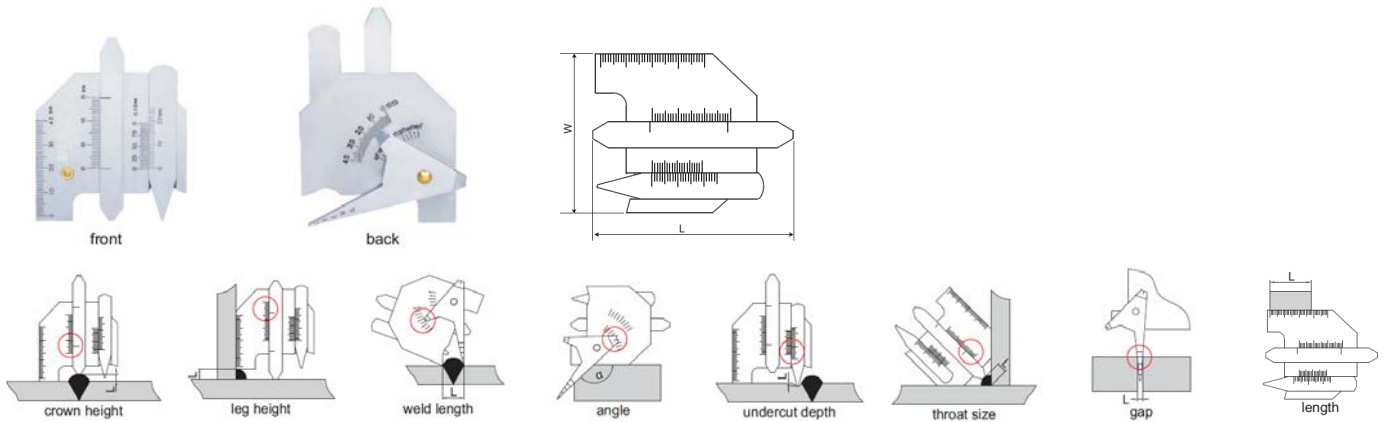




## Welding Gauges 607 Series



Code No.	Measurement	Range	Graduation	Accuracy
607-63-1	Leg Length	0-20mm	1mm	±0.3mm
	Leg Height	0-20mm	1mm	±0.3mm
	Crown Height	0-20mm	1mm	±0.3mm
	Throat Size	0-10mm	1mm	±0.3mm
	Angle	0-60°	5°	±1°
	Gap	1-3.5mm	0.5mm	±0.2mm
	Length	0-40mm	1mm	±0.3mm

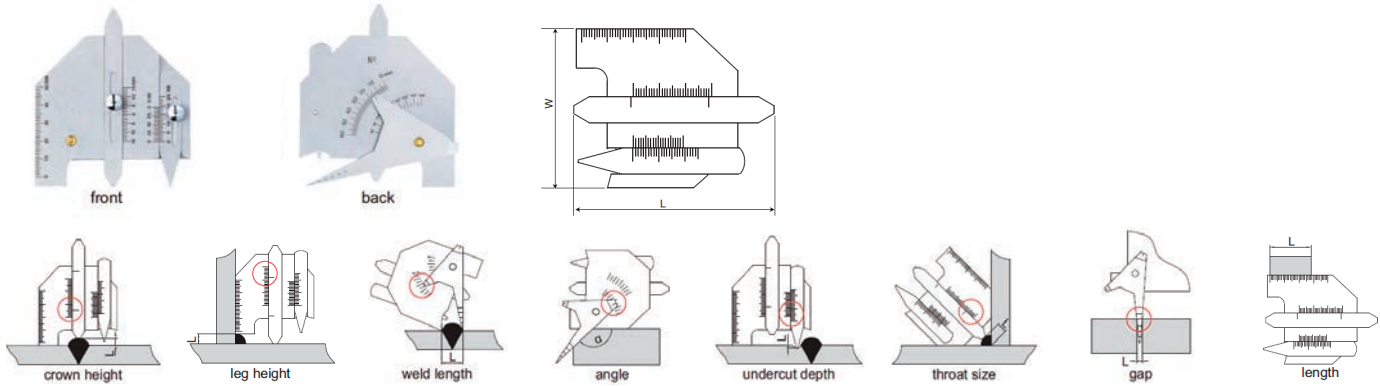


### Leg Height: 0-10mm

Code No.	Measurement	Range	Graduation	Accuracy
607-63-2	Crown Height	0-10mm	1mm	±0.5mm
	Leg Length	0-14mm	1mm	±0.05mm
	Undercut Depth	0-5mm	0.05mm	±0.3mm
	Throat Size	0-13mm	1mm	±0.5mm
	Weld Length	0-40mm	1mm	±1mm
	Angle	90-150°	5°	±1°
	Gap	0.5-5mm	1mm	±0.5mm
	Length	0-40mm	1mm	±1mm
L x W		62 x 77mm		

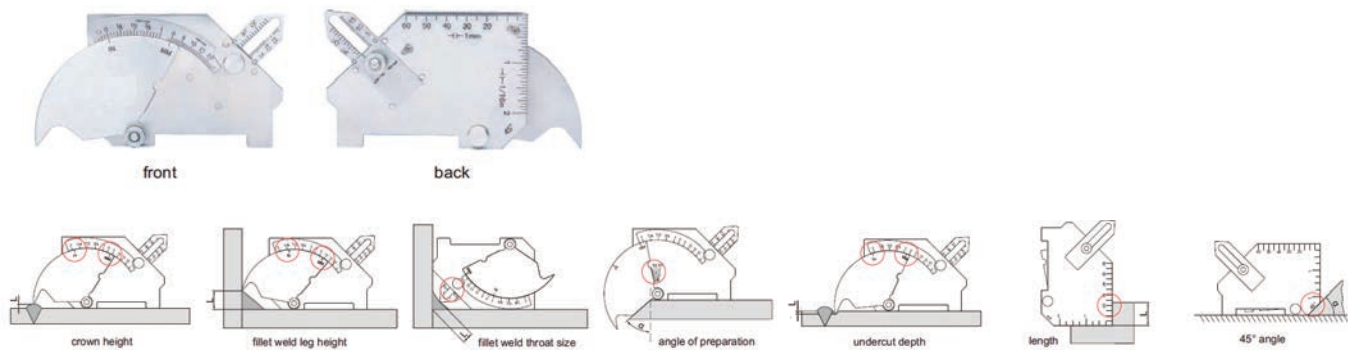


## Welding Gauges 607 Series



### Leg Height: 0-15mm

Code No.	Measurement	Range	Graduation	Accuracy
607-63-3	Crown Height	0-15mm	1mm	±0.5mm
	Leg Length	0-15mm	1mm	±0.05mm
	Undercut Depth	0-5mm	0.05mm	±0.3mm
	Throat Size	0-13mm	1mm	±0.5mm
	Weld Length	0-60mm	1mm	±1mm
	Angle	80-160°	5°	±1°
	Gap	1-6mm	1mm	±0.5mm
	Length	0-50mm	1mm	±1mm
	L × W	99 × 84mm		



### Crown Height: 0-25mm/0-1"

Code No.	Measurement	Range	Graduation	Accuracy
607-63-4	Crown Height	0-25mm / 0-1"	1mm / 1/16"	±0.5mm
	Fillet Weld Leg Length	0-25mm / 0-1"	1mm / 1/16"	±0.05mm
	Misalignment	0-25mm / 0-1"	1mm / 1/16"	±0.05mm
	Undercut Depth	0-2mm / 0-1/8"	1mm / 1/16"	±0.05mm
	Fillet Weld Throat Size	0-20mm / 0-3/4"	1mm / 1/16"	±0.05mm
	Angle Of Preparation	0-60°	5°	±1°
	Length	0-60mm / 0-2"	1mm / 1/16"	±0.5mm
	45° Angle			±1°

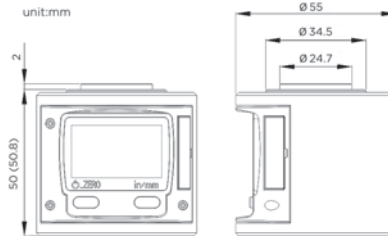


## Digital Zero Setters

001 Series



001-29-2



### FEATURES

- IP65 Protection level
- Light indicating when LCD display "0.000"
- Power on automatically when the measuring surface moving



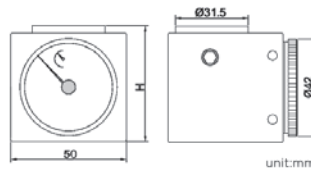
Inch					Metric			
Code	Height	Range	Resolution	Accuracy	Height	Range	Resolution	Accuracy
001-29-2	2"	0.12"	.00005"	.0002"	50mm	2.5mm	0.001mm	0.005mm

## Zero Setters

001 Series



001-29-0



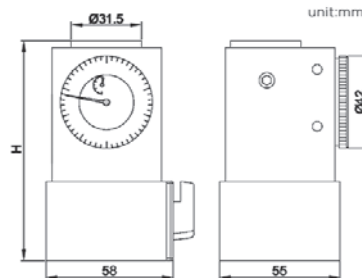
### FEATURES

- With magnet on base, which is helpful for fixing

#1				
Code No.	Height (H)	Range	Resolution	Accuracy
001-29-0	50mm	2.0mm	0.01mm	±0.01mm



001-29-1



### FEATURES

- With magnet on base, which is helpful for fixing

#2				
Code No.	Height (H)	Range	Resolution	Accuracy
001-29-1	100mm	2.0mm	0.01mm	±0.01mm

# Gauges

<b>236</b>	Rectangular Steel Gauge Block Sets		
<b>238</b>	Rectangular Tungsten Steel Gauge Block Sets	<b>249</b>	Ring Gauges
<b>238</b>	Rectangular Ceramic Gauge Block Sets	<b>249</b>	NPT Thread Plug Gauges And Ring Gauges
<b>239</b>	Inch Individual Rectangular Gauge Blocks	<b>250</b>	Inch Master Setting Ring Gauges
<b>240</b>	Metric Individual Rectangular Gauge Blocks	<b>250</b>	ANSI Inch Thread Plug Gauges And Adjustable Ring Gauges
<b>241</b>	Metric Individual Rectangular Ceramic Gauge Blocks	<b>251</b>	ANSI Inch Thread Ring Gauges
<b>242</b>	Caliper Calibration Gauge Sets	<b>252</b>	ANSI Metric Thread Plug Gauges And Ring Gauges
<b>242</b>	Micrometer Calibration Gauge Sets	<b>253</b>	Precision Inspection Gauge Ball Sets
<b>243</b>	Gauge Block Accessories	<b>253</b>	36 pcs Round Space Block Set
<b>245</b>	Check Masters	<b>254</b>	Pin Gauge sets
<b>245</b>	Optical Flats	<b>255</b>	Individual Pin Gauges
<b>246</b>	Plug Gauges And Ring Gauges	<b>256</b>	Pin Gauge Handles
<b>247</b>	Thread Plug Gauges And Ring Gauges	<b>256</b>	Thread Measuring Wire Set
<b>249</b>	Whitworth Pipe Thread Plug Gauges And		

# Rectangular Steel Gauge Block Sets

650 Series



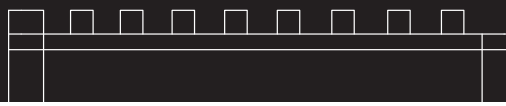
650-11-1

**FEATURES**

- Individual serial numbers on each block, regardless of grade
- A complete certificate of calibration traceable to the NIST or DIN showing the deviation of each block
- Mirror polished surfaces provide superior wringing characteristics

Inch			
Code No.	Blocks Per Set	Blocks Included In Set	Grade
650-01-0	81	1 Block: .050" 10 Blocks: .1000"-1.009" x .0001" Step 49 Blocks: .101"-1.49" x .001" Step 17 Blocks: .150"-1.950" x .050" Step 4 Blocks: 1.000"-4.000" x 1.000" Step	0
650-01-1			AS-1
650-01-2			AS-2
650-02-0	36	1 Block: .050" 10 Blocks: .1000"-1.009" x .0001" Step 9 Blocks: .101"-1.09" x .001" Step 9 Blocks: .110"-1.90" x .010" Step 4 Blocks: .200"-1.500" x .100" Step 3 Blocks: 1", 2", 4"	0
650-02-1			AS-1
650-02-2			AS-2

Metric			
Code No.	Blocks Per Set	Blocks Included In Set	Grade
650-11-0	122	1 Blocks: 1.0005mm 9 Blocks: 1.001-1.009mm x 0.001mm Step 49 Blocks: 1.01-1.49mm x 0.01mm Step 4 Blocks: 1.6-1.9mm x 0.1mm Step 49 Blocks: 0.5-24.5mm x 0.5mm Step 8 Blocks: 30-100mm x 10mm Step 2 Blocks: 25, 75mm	0
650-11-1			1
650-11-2			2
650-17-0	112	1 Blocks: 1.0005mm 9 Blocks: 1.001-1.009mm x 0.001mm Step 49 Blocks: 1.01-1.49mm x 0.01mm Step 49 Blocks: 0.5-24.5mm x 0.5mm Step 4 Blocks: 25-100mm x 25mm Step	0
650-17-1			1
650-17-2			2
650-12-0	103	1 Blocks: 1.005mm 49 Blocks: 1.01-1.49mm x 0.01mm Step 49 Blocks: 0.5-24.5mm x 0.5mm Step 4 Blocks: 25-100mm x 25mm Step	0
650-12-1			1
650-12-2			2
650-18-0	88	1 Blocks: 1.0005mm 9 Blocks: 1.001-1.009mm x 0.001mm Step 49 Blocks: 1.01-1.49mm x 0.01mm Step 19 Blocks: 0.5-9.5mm x 0.5mm Step 10 Blocks: 10-100mm x 10mm Step	0
650-18-1			1
650-18-2			2
650-13-0	87	9 Blocks: 1.001-1.009mm x 0.001mm Step 49 Blocks: 1.01-1.49mm x 0.01mm Step 19 Blocks: 0.5-9.5mm x 0.5mm Step 10 Blocks: 10-100mm x 10mm Step	0
650-13-1			1
650-13-2			2
650-19-0	76	1 Blocks: 1.005mm 49 Blocks: 1.01-1.49mm x 0.01mm Step 19 Blocks: 0.5-9.5mm x 0.5mm Step 4 Blocks: 10-40mm x 10mm Step 3 Blocks: 50-100mm x 25mm Step	0
650-19-1			1
650-19-2			2



# Rectangular Steel Gauge Block Sets

650 Series

Metric			
Code No.	Blocks Per Set	Blocks Included In Set	Grade
650-20-0	56	1 Block: 0.5mm	0
650-20-1		9 Block: 1.001-1.009mm x 0.001mm Step	1
650-20-2		9 Block: 1.01-1.09mm x 0.01mm Step 9 Block: 1.1-1.9mm x 0.1mm Step 24 Block: 1-24mm x 1mm Step 4 Block: 25-100mm x 25mm Step	2
650-14-0	47	1 Block: 1.005mm	0
650-14-1		20 Block: 1.01-1.20mm x 0.01mm Step	1
650-14-2		7 Block: 1.3-1.9mm x 0.1mm Step 9 Block: 1-9mm x 1mm Step 10 Block: 10-100mm x 10mm Step	2
650-15-0	47	1 Block: 1.005mm	0
650-15-1		9 Block: 1.01-1.09mm x 0.01mm Step	1
650-15-2		9 Block: 1.1-1.9mm x 0.1mm Step 24 Block: 1-24mm x 1mm Step 4 Block: 25-100mm x 25mm Step	2
650-21-0	46	9 Block: 1.001-1.009mm x 0.001mm Step	0
650-21-1		9 Block: 1.01-1.09mm x 0.01mm Step	1
650-21-2		9 Block: 1.1-1.9mm x 0.1mm Step 9 Block: 1-9mm x 1mm Step 10 Block: 10-100mm x 10mm Step	2
650-22-0	34	1 Block: 1.0005mm	0
650-22-1		9 Block: 1.001-1.009mm x 0.001mm Step	1
650-22-2		9 Block: 1.01-1.09mm x 0.01mm Step 9 Block: 1.1-1.9mm x 0.1mm Step 6 Block: 1-5 x 1mm step, 10mm	2
650-16-0	32	1 Block: 1.005mm	0
650-16-1		9 Block: 1.01-1.09mm x 0.01mm Step	1
650-16-2		9 Block: 1.1-1.9mm x 0.1mm Step 9 Block: 1-9mm x 1mm Step 4 Block: 10mm, 20mm, 30mm, 50mm	2
650-23-0	24	9 Block: 1.01-1.09mm x 0.01mm Step	0
650-23-1		9 Block: 1.1-1.9mm x 0.1mm Step 5 Block: 1-5mm x 1mm Step 1 Block: 10mm	1
650-24-0	19	9 Block: 1.1-1.9mm x 0.1mm Step	0
650-24-1		5 Block: 1-5mm x 1mm Step 2 Block: 10-20mm x 10mm Step 3 Block: 25mm, 50mm, 100mm	1
650-25-0	10	5 Block: 1-5mm x 1mm Step	0
650-25-1		2 Block: 10-20mm x 10mm Step	1
650-25-2		3 Block: 25mm, 50mm, 100mm	2
650-35-0	8	125mm, 150, 175, 200, 250, 300, 400, 500mm	0
650-35-1			1
650-35-2			2

Metric			
Code No.	Blocks Per Set	Blocks Included In Set	Grade
650-26-0	18	9 Block: 0.991-0.999mm x 0.001mm Step	0
650-26-1		9 Block: 1.001-1.009mm x 0.001mm Step	1
650-26-2			2
650-27-0	9	9 Block: 1.001-1.009mm x 0.001mm Step	0
650-27-1			1
650-27-2			2
650-28-0	9	9 Block: 0.991-0.999mm x 0.001mm Step	0
650-28-1			1
650-28-2			2


## Rectangular Tungsten Steel Gauge Block Sets

650 Series

Code No.	Blocks Per Set	Blocks Included In Set	Grade
650-93-0	87	9 Block: 1.001-1.009mm x 0.001mm Step 49 Block: 1.01-1.49mm x 0.01mm Step 19 Block: 0.5-9.5mm x 0.5mm Step 10 Block: 10-100mm x 10mm Step	0
650-93-1			1
650-92-0	103	1 Block: 1.005mm 49 Block: 1.01-1.49mm x 0.01mm Step 49 Block: 0.5-24.5mm x 0.5mm Step 4 Block: 25-100mm x 25mm Step	0
650-92-1			1
650-97-0	112	1 Block: 1.0005mm 9 Block: 1.001-1.009mm x 0.001mm Step 49 Block: 1.01-1.49mm x 0.01mm Step 49 Block: 0.5-24.5mm x 0.5mm Step 4 Block: 25-100mm x 25mm Step	0
650-97-1			1

## Rectangular Ceramic Gauge Block Sets

650 Series



650-63-0

Metric			
Code No.	Blocks Per Set	Blocks Included In Set	Grade
650-61-0	122	1 Blocks: 1.0005mm 49 Blocks: 1.01-1.49mm x 0.01mm Step 49 Blocks: 0.5-24.5mm x 0.5mm Step 2 Blocks: 25, 75mm	0
650-61-1			1
650-67-0	112	1 Blocks: 1.0005mm 49 Blocks: 1.01-1.49mm x 0.01mm Step 4 Blocks: 25-100mm x 25mm Step	0
650-67-1			1
650-62-0	103	1 Blocks: 1.005mm 49 Blocks: 0.5-24.5mm x 0.5mm Step	0
650-62-1			1
650-63-0	87	9 Blocks: 1.001-1.009mm x 0.001mm Step 19 Blocks: 0.5-9.5mm x 0.5mm Step	0
650-63-1			1
650-64-0	47	1 Block: 1.005mm 7 Block: 1.3-1.9mm x 0.1mm Step 10 Block: 10-100mm x 10mm Step	0
650-64-1			1
650-71-0	46	9 Block: 1.001-1.009mm x 0.001mm Step 9 Block: 1.1-1.9mm x 0.1mm Step 10 Block: 10-100mm x 10mm Step	0
650-71-1			1
650-66-0	32	1 Block: 1.005mm 9 Block: 1.1-1.9mm x 0.1mm Step 4 Block: 10mm, 20mm, 30mm, 50mm	0
650-66-1			1

# Inch Individual Rectangular Gauge Blocks

65X Series



651-87-0

**FEATURES**

- ASME/DIN/JIS/GB Standard
- ASME Grade 0 is available for both Steel and Ceramic individuals
- ASME Grade 1 is only available for Steel

Steel		Ceramic		
Grade 0	Grade 1	Grade 0	Grade 1	Size
651-01-0	651-01-1	655-01-0		.05"
651-02-0	651-02-1	655-02-0		.05005"
651-03-0	651-03-1	655-03-0		.0503"
651-04-0	651-04-1	655-04-0		.0506"
651-05-0	651-05-1	655-05-0		.0507"
651-06-0	651-06-1	655-06-0		.0508"
651-07-0	651-07-1	655-07-0		.0509"
651-08-0	651-08-1	655-08-0		.052"
651-09-0	651-09-1	655-09-0		.053"
651-10-0	651-10-1	655-10-0		.054"
651-11-0	651-11-1	655-11-0		.055"
651-12-0	651-12-1	655-12-0		.056"
651-13-0	651-13-1	655-13-0		.058"
651-14-0	651-14-1	655-14-0		.06"
651-15-0	651-15-1	655-15-0		.1"
651-16-0	651-16-1	655-16-0		.10005"
651-17-0	651-17-1	655-17-0		.1001"
651-18-0	651-18-1	655-18-0		.1002"
651-19-0	651-19-1	655-19-0		.1003"
651-20-0	651-20-1	655-20-0		.1004"
651-21-0	651-21-1	655-21-0		.1005"
651-22-0	651-22-1	655-22-0		.1006"
651-23-0	651-23-1	655-23-0		.1007"
651-24-0	651-24-1	655-24-0		.1008"
651-25-0	651-25-1	655-25-0		.1009"
651-26-0	651-26-1	655-26-0		.101"
651-27-0	651-27-1	655-27-0		.102"
651-28-0	651-28-1	655-28-0		.103"
651-29-0	651-29-1	655-29-0		.104"
651-30-0	651-30-1	655-30-0		.105"
651-31-0	651-31-1	655-31-0		.106"
651-32-0	651-32-1	655-32-0		.107"
651-33-0	651-33-1	655-33-0		.108"
651-34-0	651-34-1	655-34-0		.109"
651-35-0	651-35-1	655-35-0		.11"
651-36-0	651-36-1	655-36-0		.111"

Steel		Ceramic		
Grade 0	Grade 1	Grade 0	Grade 1	Size
651-37-0	651-37-1	655-37-0		.112"
651-38-0	651-38-1	655-38-0		.113"
651-39-0	651-39-1	655-39-0		.114"
651-40-0	651-40-1	655-40-0		.115"
651-41-0	651-41-1	655-41-0		.116"
651-42-0	651-42-1	655-42-0		.117"
651-43-0	651-43-1	655-43-0		.118"
651-44-0	651-44-1	655-44-0		.119"
651-45-0	651-45-1	655-45-0		.12"
651-46-0	651-46-1	655-46-0		.121"
651-47-0	651-47-1	655-47-0		.122"
651-48-0	651-48-1	655-48-0		.123"
651-49-0	651-49-1	655-49-0		.124"
651-50-0	651-50-1	655-50-0		.125"
651-51-0	651-51-1	655-51-0		.126"
651-52-0	651-52-1	655-52-0		.127"
651-53-0	651-53-1	655-53-0		.128"
651-54-0	651-54-1	655-54-0		.129"
651-55-0	651-55-1	655-55-0		.13"
651-56-0	651-56-1	655-56-0		.131"
651-57-0	651-57-1	655-57-0		.132"
651-58-0	651-58-1	655-58-0		.133"
651-59-0	651-59-1	655-59-0		.134"
651-60-0	651-60-1	655-60-0		.135"
651-61-0	651-61-1	655-61-0		.136"
651-62-0	651-62-1	655-62-0		.137"
651-63-0	651-63-1	655-63-0		.138"
651-64-0	651-64-1	655-64-0		.139"
651-65-0	651-65-1	655-65-0		.14"
651-66-0	651-66-1	655-66-0		.141"
651-67-0	651-67-1	655-67-0		.142"
651-68-0	651-68-1	655-68-0		.143"
651-69-0	651-69-1	655-69-0		.144"
651-70-0	651-70-1	655-70-0		.145"
651-71-0	651-71-1	655-71-0		.146"
651-72-0	651-72-1	655-72-0		.147"

Steel		Ceramic		
Grade 0	Grade 1	Grade 0	Grade 1	Size
651-73-0	651-73-1	655-73-0		.148"
651-74-0	651-74-1	655-74-0		.149"
651-75-0	651-75-1	655-75-0		.15"
651-76-0	651-76-1	655-76-0		.16"
651-77-0	651-77-1	655-77-0		.17"
651-78-0	651-78-1	655-78-0		.18"
651-79-0	651-79-1	655-79-0		.19"
651-80-0	651-80-1	655-80-0		.2"
651-81-0	651-81-1	655-81-0		.21"
651-82-0	651-82-1	655-82-0		.25"
651-83-0	651-83-1	655-83-0		.3"
651-84-0	651-84-1	655-84-0		.35"
651-85-0	651-85-1	655-85-0		.4"
651-86-0	651-86-1	655-86-0		.45"
651-87-0	651-87-1	655-87-0		.5"
651-88-0	651-88-1	655-88-0		.55"
651-89-0	651-89-1	655-89-0		.6"
651-90-0	651-90-1	655-90-0		.65"
651-91-0	651-91-1	655-91-0		.7"
651-92-0	651-92-1	655-92-0		.75"
651-93-0	651-93-1	655-93-0		.8"
651-94-0	651-94-1	655-94-0		.85"
651-95-0	651-95-1	655-95-0		.9"
651-96-0	651-96-1	655-96-0		.95"
651-97-0	651-97-1	655-97-0		1"
651-98-0	651-98-1	655-98-0		2"
651-99-0	651-99-1	655-99-0		3"
652-00-0	652-00-1	656-00-0		4"
652-01-0	652-01-1	656-01-0		5"
652-02-0	652-02-1	-		6"
652-03-0	652-03-1	-		7"
652-04-0	652-04-1	-		8"
652-05-0	652-05-1	-		10"
652-06-0	652-06-1	-		12"
652-07-0	652-07-1	-		16"
652-08-0	652-08-1	-		20"



# Metric Individual Rectangular Gauge Blocks

65X Series



653-82-1

**FEATURES**

- ASME/DIN/JIS/GB Standard
- Steel Grade 0 and Grade 1

Code No.		
Grade 0	Grade 1	Size
653-01-0	653-01-1	0.5mm
653-02-0	653-02-1	1mm
653-03-0	653-03-1	1.001mm
653-04-0	653-04-1	1.002mm
653-05-0	653-05-1	1.003mm
653-06-0	653-06-1	1.004mm
653-07-0	653-07-1	1.005mm
653-08-0	653-08-1	1.006mm
653-09-0	653-09-1	1.007mm
653-10-0	653-10-1	1.008mm
653-11-0	653-11-1	1.009mm
653-12-0	653-12-1	1.01mm
653-13-0	653-13-1	1.02mm
653-14-0	653-14-1	1.03mm
653-15-0	653-15-1	1.04mm
653-16-0	653-16-1	1.05mm
653-17-0	653-17-1	1.06mm
653-18-0	653-18-1	1.07mm
653-19-0	653-19-1	1.08mm
653-20-0	653-20-1	1.09mm
653-21-0	653-21-1	1.1mm
653-22-0	653-22-1	1.11mm
653-23-0	653-23-1	1.12mm
653-24-0	653-24-1	1.13mm
653-25-0	653-25-1	1.14mm
653-26-0	653-26-1	1.15mm
653-27-0	653-27-1	1.16mm
653-28-0	653-28-1	1.17mm
653-29-0	653-29-1	1.18mm
653-30-0	653-30-1	1.19mm
653-31-0	653-31-1	1.2mm
653-32-0	653-32-1	1.21mm
653-33-0	653-33-1	1.22mm
653-34-0	653-34-1	1.23mm
653-35-0	653-35-1	1.24mm
653-36-0	653-36-1	1.25mm
653-37-0	653-37-1	1.26mm
653-38-0	653-38-1	1.27mm
653-39-0	653-39-1	1.28mm
653-40-0	653-40-1	1.29mm
653-41-0	653-41-1	1.3mm
653-42-0	653-42-1	1.31mm
653-43-0	653-43-1	1.32mm
653-44-0	653-44-1	1.33mm
653-45-0	653-45-1	1.34mm

Code No.		
Grade 0	Grade 1	Size
653-46-0	653-46-1	1.35mm
653-47-0	653-47-1	1.36mm
653-48-0	653-48-1	1.37mm
653-49-0	653-49-1	1.38mm
653-50-0	653-50-1	1.39mm
653-51-0	653-51-1	1.4mm
653-52-0	653-52-1	1.41mm
653-53-0	653-53-1	1.42mm
653-54-0	653-54-1	1.43mm
653-55-0	653-55-1	1.44mm
653-56-0	653-56-1	1.45mm
653-57-0	653-57-1	1.46mm
653-58-0	653-58-1	1.47mm
653-59-0	653-59-1	1.48mm
653-60-0	653-60-1	1.49mm
653-61-0	653-61-1	1.5mm
653-62-0	653-62-1	1.6mm
653-63-0	653-63-1	1.7mm
653-64-0	653-64-1	1.8mm
653-65-0	653-65-1	1.9mm
653-66-0	653-66-1	2mm
653-67-0	653-67-1	2.5mm
653-68-0	653-68-1	3mm
653-69-0	653-69-1	3.5mm
653-70-0	653-70-1	4mm
653-71-0	653-71-1	4.5mm
653-72-0	653-72-1	5mm
653-73-0	653-73-1	5.5mm
653-74-0	653-74-1	6mm
653-75-0	653-75-1	6.5mm
653-76-0	653-76-1	7mm
653-77-0	653-77-1	7.5mm
653-78-0	653-78-1	8mm
653-79-0	653-79-1	8.5mm
653-80-0	653-80-1	9mm
653-81-0	653-81-1	9.5mm
653-82-0	653-82-1	10mm
653-83-0	653-83-1	10.5mm
653-84-0	653-84-1	11mm
653-85-0	653-85-1	11.5mm
653-86-0	653-86-1	12mm
653-87-0	653-87-1	12.5mm
653-88-0	653-88-1	13mm
653-89-0	653-89-1	13.5mm
653-90-0	653-90-1	14mm

Code No.		
Grade 0	Grade 1	Size
653-91-0	653-91-1	14.5mm
653-92-0	653-92-1	15mm
653-93-0	653-93-1	15.5mm
653-94-0	653-94-1	16mm
653-95-0	653-95-1	16.5mm
653-96-0	653-96-1	17mm
653-97-0	653-97-1	17.5mm
653-98-0	653-98-1	18mm
653-99-0	653-99-1	18.5mm
654-00-0	654-00-1	19mm
654-01-0	654-01-1	19.5mm
654-02-0	654-02-1	20mm
654-03-0	654-03-1	20.5mm
654-04-0	654-04-1	21mm
654-05-0	654-05-1	21.5mm
654-06-0	654-06-1	22mm
654-07-0	654-07-1	22.5mm
654-08-0	654-08-1	23mm
654-09-0	654-09-1	23.5mm
654-10-0	654-10-1	24mm
654-11-0	654-11-1	24.5mm
654-12-0	654-12-1	25mm
654-13-0	654-13-1	30mm
654-14-0	654-14-1	40mm
654-15-0	654-15-1	50mm
654-16-0	654-16-1	60mm
654-17-0	654-17-1	70mm
654-18-0	654-18-1	75mm
654-19-0	654-19-1	80mm
654-20-0	654-20-1	90mm
654-21-0	654-21-1	100mm
-	654-22-1	125mm
-	654-23-1	150mm
-	654-24-1	175mm
-	654-25-1	200mm
-	654-27-1	250mm
-	654-29-1	300mm
-	654-31-1	400mm
-	654-33-1	500mm
-	654-35-1	600mm
-	654-37-1	700mm
-	654-39-1	800mm
-	654-41-1	900mm
-	654-43-1	1000mm
-	-	-

# Metric Individual Rectangular Ceramic Gauge Blocks

657/658 Series



658-15-0

**FEATURES**

- ASME/DIN/JIS/GB Standard
- Ceramic Grade 0

Code No.	Size
657-01-0	0.5mm
657-02-0	1mm
657-03-0	1.001mm
657-04-0	1.002mm
657-05-0	1.003mm
657-06-0	1.004mm
657-07-0	1.005mm
657-08-0	1.006mm
657-09-0	1.007mm
657-10-0	1.008mm
657-11-0	1.009mm
657-12-0	1.01mm
657-13-0	1.02mm
657-14-0	1.03mm
657-15-0	1.04mm
657-16-0	1.05mm
657-17-0	1.06mm
657-18-0	1.07mm
657-19-0	1.08mm
657-20-0	1.09mm
657-21-0	1.1mm
657-22-0	1.11mm
657-23-0	1.12mm
657-24-0	1.13mm
657-25-0	1.14mm
657-26-0	1.15mm
657-27-0	1.16mm
657-28-0	1.17mm
657-29-0	1.18mm
657-30-0	1.19mm
657-31-0	1.2mm
657-32-0	1.21mm
657-33-0	1.22mm
657-34-0	1.23mm
657-35-0	1.24mm
657-36-0	1.25mm
657-37-0	1.26mm
657-38-0	1.27mm
657-39-0	1.28mm
657-40-0	1.29mm
657-41-0	1.3mm

Code No.	Size
657-42-0	1.31mm
657-43-0	1.32mm
657-44-0	1.33mm
657-45-0	1.34mm
657-46-0	1.35mm
657-47-0	1.36mm
657-48-0	1.37mm
657-49-0	1.38mm
657-50-0	1.39mm
657-51-0	1.4mm
657-52-0	1.41mm
657-53-0	1.42mm
657-54-0	1.43mm
657-55-0	1.44mm
657-56-0	1.45mm
657-57-0	1.46mm
657-58-0	1.47mm
657-59-0	1.48mm
657-60-0	1.49mm
657-61-0	1.5mm
657-62-0	1.6mm
657-63-0	1.7mm
657-64-0	1.8mm
657-65-0	1.9mm
657-66-0	2mm
657-67-0	2.5mm
657-68-0	3mm
657-69-0	3.5mm
657-70-0	4mm
657-71-0	4.5mm
657-72-0	5mm
657-73-0	5.5mm
657-74-0	6mm
657-75-0	6.5mm
657-76-0	7mm
657-77-0	7.5mm
657-78-0	8mm
657-79-0	8.5mm
657-80-0	9mm
657-81-0	9.5mm
657-82-0	10mm

Code No.	Size
657-83-0	10.5mm
657-84-0	11mm
657-85-0	11.5mm
657-86-0	12mm
657-87-0	12.5mm
657-88-0	13mm
657-89-0	13.5mm
657-90-0	14mm
657-91-0	14.5mm
657-92-0	15mm
657-93-0	15.5mm
657-94-0	16mm
657-95-0	16.5mm
657-96-0	17mm
657-97-0	17.5mm
657-98-0	18mm
657-99-0	18.5mm
658-00-0	19mm
658-01-0	19.5mm
658-02-0	20mm
658-03-0	20.5mm
658-04-0	21mm
658-05-0	21.5mm
658-06-0	22mm
658-07-0	22.5mm
658-08-0	23mm
658-09-0	23.5mm
658-10-0	24mm
658-11-0	24.5mm
658-12-0	25mm
658-13-0	30mm
658-14-0	40mm
658-15-0	50mm
658-16-0	60mm
658-17-0	70mm
658-18-0	75mm
658-19-0	80mm
658-20-0	90mm
658-21-0	100mm
-	-
-	-

## Caliper Calibration Gauge Sets

659 Series



659-31-1

### FEATURES

- DIN/GB Standard
- Material: Hardened Steel
- Grades 0 and 1 are available

For DIN Standard			
Code No.	Individual Blocks In Set	Range	Grade
659-31-1	30.0mm, 41.3mm, 131.4mm Master Ring: Ø4.0mm, Ø25.0mm	0-150mm	1
659-32-0	41.3mm, 131.4mm, 243.5mm Master Ring: Ø4.0mm, Ø25.0mm	0-300mm	0

For GB Standard			
Code No.	Individual Blocks In Set	Range	Grade
659-41-1	10mm, 20mm, 20mm, 41.2mm, 81.5mm, 121.8mm	0-150mm	1
659-42-1	10mm, 20mm, 20mm, 51.2mm, 121.5mm, 191.8mm	0-200mm	1
659-43-1	10mm, 20mm, 20mm, 101.2mm, 201.5mm, 291.8mm	0-300mm	1
659-40-1	10mm, 20mm, 20mm, 41.2mm, 51.2mm, 81.5mm, 101.2mm, 121.5mm, 121.8mm, 191.8mm, 201.5mm, 291.8mm	0-300mm	1

## Micrometer Calibration Gauge Sets

659 Series



659-21-1

### FEATURES

- DIN/GB Standard
- Steel, Grade 1

Steel Set For DIN Standard			
Code No.	Blocks In Set	Range	Grade
659-21-1	5.1mm, 10.3mm, 15.0mm, 20.2mm, 25.0mm	0-25mm	1

Steel Set For GB Standard			
Code No.	Blocks In Set	Range	Grade
659-22-1	5.12mm, 10.24mm, 15.36mm, 21.5mm, 25.0mm	0-25mm	1
659-23-1	5.12mm, 10.24mm, 15.36mm, 21.5mm, 25.0mm, 30.12mm, 35.24mm, 40.36mm, 46.5mm, 50.0mm, 55.12mm, 60.24mm, 65.36mm, 71.5mm, 75.0mm, 80.12mm, 85.24mm, 90.36mm, 96.5mm, 100mm	0-100mm	1

## Gauge Block Accessories

660 Series



660-01-1

### FEATURES

- The gauge block accessory set is used to firmly connect rectangular gauge blocks with the gauge holding devices. A series of universal precision measuring surfaces and base are provided to increase the measurement flexibility




660-10-3



660-12-7



660-05-0



660-01-1



660-11-3



660-11-2



660-11-1



660-12-3

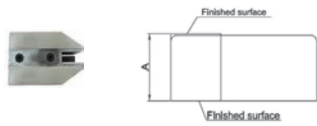


660-12-4

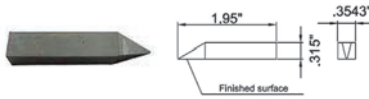
Code No.	Description	Dimensions	660-01-0		660-01-1	
			12 pcs Set	17 pcs Set	Individuals In Set	Individuals In Set
660-10-1	Gauge Holder	0-50mm	1 pc		1 pc	
660-10-2		0-100mm	1 pc		1 pc	
660-10-3		100-200mm	1 pc		1 pc	
660-11-1	Cylinder Jaws	R2 x 10mm	1 pair		1 pair	
660-11-2		R5 x 15mm	1 pair		1 pair	
660-11-3		R10 x 40mm	1 pair		1 pair	
660-12-3	Scriber	15mm	1 pc		1 pc	
660-12-4	Center Point	8 x 8mm	1 pc		1 pc	
660-12-7	Parallel Jaw	8 x 19 x 100mm	-		1 pair	
660-05-0	Base Block	-	1 pc		1 pc	
660-06-2	Bevel Jaw	60mm	-		1 pair	
660-06-4	Straight Edge	100mm	-		1 pc	

## Gauge Block Accessories

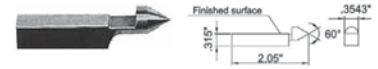
660 Series



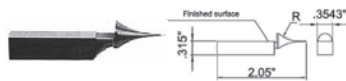
A. Base Block



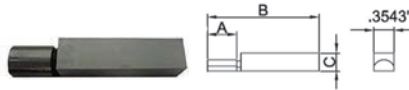
B. Scriber Point



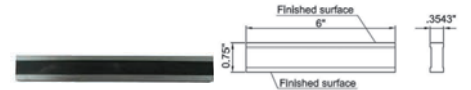
C. Center Point



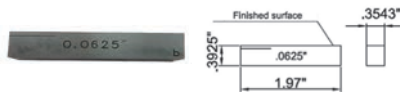
D. Points



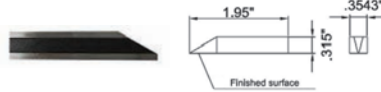
E. Cylinder Jaw



F. Flat Jaw



G. Jaws with Ref. Line



H. Jaws with Beveled End



I. Holder

unit:inch

27 pcs Set		14 pcs Set					
Individuals In Set	Individuals In Set	Code No.	#	Description / Use	Dimension	Accuracy	
1 pc	-	660-05-5	A	Base Block	4 x 2-3/4 x 1.7"	Height: ±.0002"	
1 pc	-	660-13-1	B	Scriber Point	1.950" Length	Flatness: ±.00002"/2"	
1 pc	-	660-13-4	C	Center Point	2.05" Length	Concentricity: ±.0004"	
1 pair	-	660-13-5	D	Points	2.05" Length	Concentricity: ±.0002"	
					Radius x A x B x C	Radius: ±.00003"	
1 pair	1 pair	660-14-1	E	Cylinder Jaws	.1" x .236" x 1.58" x .315"	Pair: ±.00004"	
1 pair	1 pair	660-14-2			.2" x .507" x 1.965" x .315"		
1 pair	1 pair	660-14-3			.25" x .516" x 2.366" x .315"		
1 pair	1 pair	660-14-4			.5" x .800" x 2.945" x .512"		
1 pair	-	660-14-5			.75" x 1.2" x 4.92" x .768"		
1 pair	-	660-13-7	F	Flat Jaws	.750" Height, 6" Length	Parallelism: ±.00004"	
1 pair	-	660-14-6	G	Jaws With Ref. Line	.0625" Ref. Line	Line Height: ±.0002"	
1 pair	1 pair	660-14-8	H	Jaws With Beveled End	.750" Height, 4" Length	Flatness: ±.00002"/2"	
1 pair	1 pair	660-14-9			.750" Height, 6" Length		Flatness: ±.00002"/2"
1 pc	1 pc	660-15-1	I	Holders	2.250" Capacity, 4.175" Length	Working Surfaces	
1 pc	-	660-15-2			4.000" Capacity, 6.5" Length		Accurately Ground
1 pc	1 pc	660-15-3			6.000" Capacity, 8.5" Length		And Lapped
1 pc	-	660-15-4			10.000" Capacity, 12" Length		

## Check Masters

660/661 Series



661-12-0



660-12-0

### FEATURES

- Check masters are used to provide the incremental positioning error during the calibration of coordinate measuring machines or machine tools.
- Can be used in either vertical or horizontal position.
- The individual gauging surfaces are made of zirconium based ceramic that resist corrosion and provide stability to size change over time .

Horizontal	Vertical	Inch			
Code No.	Code No.	Range	Pitch	Accuracy	Parallelism
660-12-1	661-12-1	12"	1"/.5"	±.00005"	.00004"
660-24-1	661-24-1	24"	1"/.5"	±.00007"	.00006"

Horizontal	Vertical	Metric			
Code No.	Code No.	Range	Pitch	Accuracy	Parallelism
660-12-0	661-12-0	300mm	20mm/10mm	±1.2µm	1µm
660-24-0	661-24-0	600mm	20mm/10mm	±1.8µm	1.5µm

Customized pitch for special purpose is available also

## Optical Flats

605 Series



605-51-1

605-52-1

### FEATURES

- Used to verify the flatness and parallelism of micrometer measuring faces
- Each set has four individual thicknesses as per chart
- Flatness: 0.1µm. Parallelism: 0.2µm

Optical Flats		
Code No.	Dimensions	Flatness
605-51-1	Ø45 x 15mm	0.03µm
605-51-3	Ø60 x 20mm	0.03µm

Optical Parallels Diameter: 30mm		
Code No.	Micrometers Range	Dimensions
605-52-1	0-25mm	15.62, 15.75, 15.87, 16.00mm
605-52-2	25-50mm	40.62, 40.75, 40.87, 41.00mm
605-52-3	50-75mm	65.62, 65.75, 65.87, 66.00mm
605-52-4	75-100mm	90.62, 90.75, 90.87, 91.00mm
605-52-5	0-25mm	12.00, 12.12, 12.25, 12.37mm
605-52-6	25-50mm	25.00, 25.12, 25.25, 25.37mm

## Plug Gauges And Ring Gauges

670/675 Series



670-10-7



675-10-0

### FEATURES

- Hardened steel
- Plug Gauge Accuracy according to DIN 7162/7164
- Plug Gauge Sizes according to DIN 2245
- Ring Gauge Accuracy according to DIN 2250

Plug Gauges	
H7 Code No.	Size
670-02-7	2mm
670-03-7	3mm
670-04-7	4mm
670-05-7	5mm
670-06-7	6mm
670-07-7	7mm
670-08-7	8mm
670-09-7	9mm
670-10-7	10mm
670-11-7	11mm
670-12-7	12mm
670-13-7	13mm
670-14-7	14mm
670-15-7	15mm
670-16-7	16mm
670-17-7	17mm
670-18-7	18mm
670-19-7	19mm
670-20-7	20mm

H7 Code No.	Size
670-21-7	21mm
670-22-7	22mm
670-23-7	23mm
670-24-7	24mm
670-25-7	25mm
670-26-7	26mm
670-27-7	27mm
670-28-7	28mm
670-30-7	30mm
670-32-7	32mm
670-34-7	34mm
670-35-7	35mm
670-36-7	36mm
670-37-7	37mm
670-38-7	38mm
670-40-7	40mm
670-42-7	42mm
670-44-7	44mm
670-45-7	45mm

H7 Code No.	Size
670-46-7	46mm
670-47-7	47mm
670-48-7	48mm
670-50-7	50mm
670-52-7	52mm
670-55-7	55mm
670-60-7	60mm
670-62-7	62mm
670-65-7	65mm
670-68-7	68mm
670-70-7	70mm
670-72-7	72mm
670-75-7	75mm
670-80-7	80mm
670-85-7	85mm
670-90-7	90mm
670-95-7	95mm
670-98-7	98mm
671-00-7	100mm

Ring Gauges	
H7 Code No.	Size
675-02-0	2.0mm
675-02-2	2.2mm
675-02-5	2.5mm
675-02-8	2.8mm
675-03-0	3.0mm
675-03-5	3.5mm
675-04-0	4.0mm
675-04-5	4.5mm
675-05-0	5.0mm
675-06-0	6.0mm
675-07-0	7.0mm
675-08-0	8.0mm
675-09-0	9.0mm
675-10-0	10mm
675-11-0	11mm
675-12-0	12mm
675-13-0	13mm
675-14-0	14mm
675-15-0	15mm
675-16-0	16mm
675-17-0	17mm
675-18-0	18mm
675-19-0	19mm
675-20-0	20mm
675-21-0	21mm

H7 Code No.	Size
675-22-0	22mm
675-23-0	23mm
675-24-0	24mm
675-25-0	25mm
675-26-0	26mm
675-27-0	27mm
675-28-0	28mm
675-30-0	30mm
675-32-0	32mm
675-33-0	33mm
675-34-0	34mm
675-35-0	35mm
675-36-0	36mm
675-37-0	37mm
675-38-0	38mm
675-40-0	40mm
675-42-0	42mm
675-44-0	44mm
675-45-0	45mm
675-46-0	46mm
675-47-0	47mm
675-48-0	48mm
675-50-0	50mm
675-52-0	52mm
675-55-0	55mm

H7 Code No.	Size
675-58-0	58mm
675-60-0	60mm
675-62-0	62mm
675-65-0	65mm
675-68-0	68mm
675-70-0	70mm
675-72-0	72mm
675-75-0	75mm
675-80-0	80mm
675-82-0	82mm
675-85-0	85mm
675-88-0	88mm
675-90-0	90mm
675-92-0	92mm
675-95-0	95mm
675-98-0	98mm
676-00-0	100mm
676-12-5	125mm
676-50-0	150mm
676-17-5	175mm
676-00-1	200mm
676-22-5	225mm
676-50-1	250mm
676-27-5	275mm

## Thread Plug Gauges And Ring Gauges

68X Series



682-14-5



685-14-5



686-14-5

### FEATURES

- ISO-Metric Thread
- Per DIN13

ISO-Metric Coarse Thread			
Plug Gauge 6H	Ring Gauge "GO" 6g	Ring Gauge "NO GO" 6g	Size
680-02-0	-	-	M2
680-02-5	-	-	M2.5
680-03-0	683-03-1	684-03-0	M3
680-03-5	683-03-6	684-03-5	M3.5
680-04-2	683-04-1	684-04-0	M4
680-05-2	683-05-1	684-05-0	M5
680-06-2	683-06-1	684-06-0	M6
680-08-2	683-08-1	684-08-0	M8
680-09-2	683-09-1	684-09-0	M9
680-10-2	683-10-1	684-10-0	M10
680-12-2	683-12-1	684-12-0	M12
680-14-2	683-14-1	684-14-0	M14
680-16-2	683-16-1	684-16-0	M16
680-18-2	683-18-1	684-18-0	M18

Plug Gauge 6H	Ring Gauge "GO" 6g	Ring Gauge "NO GO" 6g	Size
680-20-2	683-20-1	684-20-0	M20
680-22-2	683-22-1	684-22-0	M22
680-24-2	683-24-1	684-24-0	M24
680-27-2	683-27-1	684-27-0	M27
680-30-2	683-30-1	684-30-0	M30
680-33-2	683-33-1	684-33-0	M33
680-36-2	683-36-1	684-36-0	M36
680-39-2	683-39-1	684-39-0	M39
680-42-2	683-42-1	684-42-0	M42
680-45-2	683-45-1	684-45-0	M45
680-48-2	683-48-1	684-48-0	M48
680-52-2	683-52-1	684-52-0	M52
680-56-2	683-56-1	684-56-0	M56
680-60-2	683-60-1	684-60-0	M60

ISO-Metric Fine Thread			
Plug Gauge 6H	Ring Gauge "GO" 6g	Ring Gauge "NO GO" 6g	Size
682-02-0	685-02-0	686-02-0	M2.0 x 0.35
682-02-8	685-02-8	686-02-8	M2.2 x 0.35
682-02-9	685-02-9	686-02-9	M2.5 x 0.35
682-03-0	685-03-0	686-03-0	M3.0 x 0.35
682-03-9	685-03-9	686-03-9	M3.5 x 0.35
682-04-0	685-04-0	686-04-0	M4.0 x 0.35
682-04-9	685-04-9	686-04-9	M4.5 x 0.35
682-05-0	685-05-0	686-05-0	M5.0 x 0.35
682-06-0	685-06-0	686-06-0	M6.0 x 0.35
682-04-1	685-04-1	686-04-1	M4.0 x 0.5
682-05-1	685-05-1	686-05-1	M5.0 x 0.5
682-06-1	685-06-1	686-06-1	M6.0 x 0.5
682-08-1	685-08-1	686-08-1	M8.0 x 0.5
682-10-1	685-10-1	686-10-1	M10 x 0.5
682-12-1	685-12-1	686-12-1	M12 x 0.5
682-06-2	685-06-2	686-06-2	M6.0 x 0.75
682-07-2	685-07-2	686-07-2	M7.0 x 0.75
682-08-2	685-08-2	686-08-2	M8.0 x 0.75
682-10-2	685-10-2	686-10-2	M10 x 0.75
682-12-2	685-12-2	686-12-2	M12 x 0.75
682-08-3	685-08-3	686-08-3	M8.0 x 1
682-09-3	685-09-3	686-09-3	M9.0 x 1
682-10-3	685-10-3	686-10-3	M10 x 1
682-11-3	685-11-3	686-11-3	M11 x 1
682-12-3	685-12-3	686-12-3	M12 x 1
682-14-3	685-14-3	686-14-3	M14 x 1
682-16-3	685-16-3	686-16-3	M16 x 1
682-18-3	685-18-3	686-18-3	M18 x 1

Plug Gauge 6H	Ring Gauge "GO" 6g	Ring Gauge "NO GO" 6g	Size
682-20-3	685-20-3	686-20-3	M20 x 1
682-21-3	685-21-3	686-21-3	M21 x 1
682-22-3	685-22-3	686-22-3	M22 x 1
682-23-3	685-23-3	686-23-3	M23 x 1
682-24-3	685-24-3	686-24-3	M24 x 1
682-25-3	685-25-3	686-25-3	M25 x 1
682-26-3	685-26-3	686-26-3	M26 x 1
682-27-3	685-27-3	686-27-3	M27 x 1
682-28-3	685-28-3	686-28-3	M28 x 1
682-30-3	685-30-3	686-30-3	M30 x 1
682-32-3	685-32-3	686-32-3	M32 x 1
682-33-3	685-33-3	686-33-3	M33 x 1
682-34-3	685-34-3	686-34-3	M34 x 1
682-35-3	685-35-3	686-35-3	M35 x 1
682-36-3	685-36-3	686-36-3	M36 x 1
682-38-3	685-38-3	686-38-3	M38 x 1
682-39-3	685-39-3	686-39-3	M39 x 1
682-40-3	685-40-3	686-40-3	M40 x 1
682-42-3	685-42-3	686-42-3	M42 x 1
682-45-3	685-45-3	686-45-3	M45 x 1
682-48-3	685-48-3	686-48-3	M48 x 1
682-50-3	685-50-3	686-50-3	M50 x 1
682-52-3	685-52-3	686-52-3	M52 x 1
682-55-3	685-55-3	686-55-3	M55 x 1
682-56-3	685-56-3	686-56-3	M56 x 1
682-58-3	685-58-3	686-58-3	M58 x 1
682-60-3	685-60-3	686-60-3	M60 x 1
682-62-3	685-62-3	686-62-3	M62 x 1



**Thread Plug Gauges And Ring Gauges**

68X Series

ISO-Metric Fine Thread			
Plug Gauge 6H	Ring Gauge "GO" 6g	Ring Gauge "NO GO" 6G	Size
682-64-3	685-64-3	686-64-3	M64 x 1
682-65-3	685-65-3	686-65-3	M65 x 1
682-68-3	685-68-3	686-68-3	M68 x 1
682-70-3	685-70-3	686-70-3	M70 x 1
682-72-3	685-72-3	686-72-3	M72 x 1
682-75-3	685-75-3	686-75-3	M75 x 1
682-76-3	685-76-3	686-76-3	M76 x 1
682-78-3	685-78-3	686-78-3	M78 x 1
682-80-3	685-80-3	686-80-3	M80 x 1
682-10-4	685-10-4	686-10-4	M10 x 1.25
682-12-4	685-12-4	686-12-4	M12 x 1.25
682-14-4	685-14-4	686-14-4	M14 x 1.25
682-12-5	685-12-5	686-12-5	M12 x 1.5
682-14-5	685-14-5	686-14-5	M14 x 1.5
682-16-5	685-16-5	686-16-5	M16 x 1.5
682-18-5	685-18-5	686-18-5	M18 x 1.5
682-20-5	685-20-5	686-20-5	M20 x 1.5
682-22-5	685-22-5	686-22-5	M22 x 1.5
682-24-5	685-24-5	686-24-5	M24 x 1.5
682-25-5	685-25-5	686-25-5	M25 x 1.5
682-26-5	685-26-5	686-26-5	M26 x 1.5
682-27-5	685-27-5	686-27-5	M27 x 1.5
682-28-5	685-28-5	686-28-5	M28 x 1.5
682-30-5	685-30-5	686-30-5	M30 x 1.5
682-32-5	685-32-5	686-32-5	M32 x 1.5
682-33-5	685-33-5	686-33-5	M33 x 1.5
682-34-5	685-34-5	686-34-5	M34 x 1.5
682-35-5	685-35-5	686-35-5	M35 x 1.5
682-36-5	685-36-5	686-36-5	M36 x 1.5
682-38-5	685-38-5	686-38-5	M38 x 1.5
682-40-5	685-40-5	686-40-5	M40 x 1.5
682-42-5	685-42-5	686-42-5	M42 x 1.5
682-45-5	685-45-5	686-45-5	M45 x 1.5
682-48-5	685-48-5	686-48-5	M48 x 1.5
682-50-5	685-50-5	686-50-5	M50 x 1.5
682-52-5	685-52-5	686-52-5	M52 x 1.5
682-55-5	685-55-5	686-55-5	M55 x 1.5
682-56-5	685-56-5	686-56-5	M56 x 1.5
682-58-5	685-58-5	686-58-5	M58 x 1.5
682-60-5	685-60-5	686-60-5	M60 x 1.5
682-62-5	685-62-5	686-62-5	M62 x 1.5
682-64-5	685-64-5	686-64-5	M64 x 1.5
682-65-5	685-65-5	686-65-5	M65 x 1.5
682-68-5	685-68-5	686-68-5	M68 x 1.5
682-70-5	685-70-5	686-70-5	M70 x 1.5
682-72-5	685-72-5	686-72-5	M72 x 1.5
682-75-5	685-75-5	686-75-5	M75 x 1.5
682-76-5	685-76-5	686-76-5	M76 x 1.5
682-78-5	685-78-5	686-78-5	M78 x 1.5
682-80-5	685-80-5	686-80-5	M80 x 1.5
682-18-6	685-18-6	686-18-6	M18 x 2
682-20-6	685-20-6	686-20-6	M20 x 2
682-22-6	685-22-6	686-22-6	M22 x 2
682-24-6	685-24-6	686-24-6	M24 x 2
682-26-6	685-26-6	686-26-6	M26 x 2
682-27-6	685-27-6	686-27-6	M27 x 2

Plug Gauge 6H	Ring Gauge "GO" 6g	Ring Gauge "NO GO" 6G	Size
682-28-6	685-28-6	686-28-6	M28 x 2
682-30-6	685-30-6	686-30-6	M30 x 2
682-32-6	685-32-6	686-32-6	M32 x 2
682-33-6	685-33-6	686-33-6	M33 x 2
682-34-6	685-34-6	686-34-6	M34 x 2
682-35-6	685-35-6	686-35-6	M35 x 2
682-36-6	685-36-6	686-36-6	M36 x 2
682-38-6	685-38-6	686-38-6	M38 x 2
682-39-6	685-39-6	686-39-6	M39 x 2
682-40-6	685-40-6	686-40-6	M40 x 2
682-42-6	685-42-6	686-42-6	M42 x 2
682-45-6	685-45-6	686-45-6	M45 x 2
682-48-6	685-48-6	686-48-6	M48 x 2
682-50-6	685-50-6	686-50-6	M50 x 2
682-52-6	685-52-6	686-52-6	M52 x 2
682-55-6	685-55-6	686-55-6	M55 x 2
682-56-6	685-56-6	686-56-6	M56 x 2
682-58-6	685-58-6	686-58-6	M58 x 2
682-60-6	685-60-6	686-60-6	M60 x 2
682-62-6	685-62-6	686-62-6	M62 x 2
682-64-6	685-64-6	686-64-6	M64 x 2
682-68-6	685-68-6	686-68-6	M68 x 2
682-70-6	685-70-6	686-70-6	M70 x 2
682-72-6	685-72-6	686-72-6	M72 x 2
682-75-6	685-75-6	686-75-6	M75 x 2
682-76-6	685-76-6	686-76-6	M76 x 2
682-78-6	685-78-6	686-78-6	M78 x 2
682-80-6	685-80-6	686-80-6	M80 x 2
682-82-6	685-82-6	686-82-6	M82 x 2
682-85-6	685-85-6	686-85-6	M85 x 2
682-88-6	685-88-6	686-88-6	M88 x 2
682-90-6	685-90-6	686-90-6	M90 x 2
682-92-6	685-92-6	686-92-6	M92 x 2
682-95-6	685-95-6	686-95-6	M95 x 2
682-98-6	685-98-6	686-98-6	M98 x 2
683-00-6	685-00-6	686-00-6	M100 x 2
682-30-7	685-30-7	686-30-7	M30 x 3
682-33-7	685-33-7	686-33-7	M33 x 3
682-36-7	685-36-7	686-36-7	M36 x 3
682-39-7	685-39-7	686-39-7	M39 x 3
682-40-7	685-40-7	686-40-7	M40 x 3
682-42-7	685-42-7	686-42-7	M42 x 3
682-45-7	685-45-7	686-45-7	M45 x 3
682-48-7	685-48-7	686-48-7	M48 x 3
682-50-7	685-50-7	686-50-7	M50 x 3
682-52-7	685-52-7	686-52-7	M52 x 3
682-55-7	685-55-7	686-55-7	M55 x 3
682-56-7	685-56-7	686-56-7	M56 x 3
682-58-7	685-58-7	686-58-7	M58 x 3
682-60-7	685-60-7	686-60-7	M60 x 3
682-62-7	685-62-7	686-62-7	M62 x 3
682-64-7	685-64-7	686-64-7	M64 x 3
682-65-7	685-65-7	686-65-7	M65 x 3
682-68-7	685-68-7	686-68-7	M68 x 3
682-70-7	685-70-7	686-70-7	M70 x 3
682-72-7	685-72-7	686-72-7	M72 x 3

## Whitworth Pipe Thread Plug Gauges And Ring Gauges

690 Series

**FEATURES**


- Right hand, DIN ISO 228

Code No.			
Plug Gauge	Ring Gauge "GO"	Ring Gauge "NO GO"	Size
690-01-1	-	-	G1/16
690-02-1	690-02-3	690-02-4	G1/8
690-03-1	690-03-3	690-03-4	G1/4
690-04-1	690-04-3	690-04-4	G3/8
690-05-1	690-05-3	690-05-4	G1/2
690-06-1	690-06-3	690-06-4	G5/8
690-07-1	690-07-3	690-07-4	G3/4
690-08-1	690-08-3	690-08-4	G7/8
690-09-1	690-09-3	690-09-4	G1

Code No.			
Plug Gauge	Ring Gauge "GO"	Ring Gauge "NO GO"	Size
690-10-1	690-10-3	690-10-4	G1-1/8
690-11-1	690-11-3	690-11-4	G1-1/4
690-12-1	690-12-3	690-12-4	G1-1/2
690-13-1	690-13-3	690-13-4	G1-3/4
690-14-1	690-14-3	690-14-4	G2
690-15-1	690-15-3	690-15-4	G2-1/4
690-16-1	690-16-3	690-16-4	G2-1/2
690-17-1	690-17-3	690-17-4	G2-3/4
690-18-1	690-18-3	690-18-4	G3

## NPT Thread Plug Gauges And Ring Gauges

690 Series



690-45-3



690-46-1

**FEATURES**

- NPT ANSI/ASME B.1.20.1\*

Code No.		
Plug Gauge	Ring Gauge	Size
690-41-1	690-41-3	1/8"-27
690-42-1	690-42-3	1/4"-18
690-43-1	690-43-3	3/8"-18
690-44-1	690-44-3	1/2"-14
690-45-1	690-45-3	3/4"-14
690-46-1	690-46-3	1"-11.5

Code No.		
Plug Gauge	Ring Gauge	Size
690-47-1	690-47-3	1-1/4"-11.5
690-48-1	690-48-3	1-1/2"-11.5
690-49-1	690-49-3	2"-11.5
690-50-1	690-50-3	2-1/2"-8
690-51-1	690-51-3	3"-8

## Inch Master Setting Ring Gauges

679 Series



679-08-0

**FEATURES**

- Hardened steel

Code No.	Size	Accuracy	Taper/Ovality
679-01-0	.100"	±.00004"	.000012"
679-02-0	.160"	±.00005"	.000015"
679-03-0	.175"	±.00005"	.000015"
679-04-0	.225"	±.00005"	.000015"
679-05-0	.240"	±.00005"	.000015"
679-06-0	.350"	±.00005"	.000015"
679-07-0	.500"	±.00006"	.000019"
679-08-0	.650"	±.00006"	.000019"
679-09-0	1.000"	±.00008"	.000024"
679-10-0	1.400"	±.00008"	.000028"

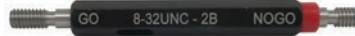
Code No.	Size	Accuracy	Taper/Ovality
679-11-0	1.800"	±.00008"	.000028"
679-12-0	2.000"	±.00010"	.000031"
679-13-0	2.800"	±.00010"	.000031"
679-14-0	3.600"	±.00012"	.000039"
679-19-0	4.000"	±.00012"	.000039"
679-15-0	5.000"	±.00016"	.000047"
679-16-0	7.000"	±.00016"	.000047"
679-17-0	9.000"	±.00019"	.000055"
679-18-0	11.000"	±.00023"	.000062"

# ANSI Inch Thread Plug Gauges And Adjustable Ring Gauges

695 Series



695-21-1



695-41-2



695-21-0



695-32-5

**FEATURES**

- Aluminum handle
- ANSI Standard

Master Gauge "GO" (Class 2A)	Master Gauge "NO GO" (Class 2A)	Plug Gauge Double End (Class 2B)	Ring Gauge "GO"(Class 2A)	Ring Gauge "NO GO"(Class 2A)	Size
695-01-0	695-01-1	695-01-2	695-01-4	695-01-5	0-80 UNF
695-02-0	695-02-1	695-02-2	695-02-4	695-02-5	1-64 UNC
695-03-0	695-03-1	695-03-2	695-03-4	695-03-5	1-72 UNF
695-04-0	695-04-1	695-04-2	695-04-4	695-04-5	2-56 UNC
695-05-0	695-05-1	695-05-2	695-05-4	695-05-5	2-64 UNF
695-06-0	695-06-1	695-06-2	695-06-4	695-06-5	3-48 UNC
695-07-0	695-07-1	695-07-2	695-07-4	695-07-5	3-56 UNF
695-08-0	695-08-1	695-08-2	695-08-4	695-08-5	4-40 UNC
695-09-0	695-09-1	695-09-2	695-09-4	695-09-5	4-48 UNF
695-10-0	695-10-1	695-10-2	695-10-4	695-10-5	5-40 UNC
695-11-0	695-11-1	695-11-2	695-11-4	695-11-5	5-44 UNF
695-12-0	695-12-1	695-12-2	695-12-4	695-12-5	6-32 UNC
695-13-0	695-13-1	695-13-2	695-13-4	695-13-5	6-40 UNF
695-14-0	695-14-1	695-14-2	695-14-4	695-14-5	8-32 UNC
695-15-0	695-15-1	695-15-2	695-15-4	695-15-5	8-36 UNF
695-16-0	695-16-1	695-16-2	695-16-4	695-16-5	10-24 UNC
695-17-0	695-17-1	695-17-2	695-17-4	695-17-5	10-32 UNF
695-18-0	695-18-1	695-18-2	695-18-4	695-18-5	12-24 UNC
695-19-0	695-19-1	695-19-2	695-19-4	695-19-5	12-28 UNF
695-20-0	695-20-1	695-20-2	695-20-4	695-20-5	1/4-20 UNC
695-21-0	695-21-1	695-21-2	695-21-4	695-21-5	1/4-28 UNF
695-22-0	695-22-1	695-22-2	695-22-4	695-22-5	1/4-32 UNEF
695-23-0	695-23-1	695-23-2	695-23-4	695-23-5	5/16-18 UNC
695-24-0	695-24-1	695-24-2	695-24-4	695-24-5	5/16-24 UNF
695-25-0	695-25-1	695-25-2	695-25-4	695-25-5	5/16-32 UNEF
695-26-0	695-26-1	695-26-2	695-26-4	695-26-5	3/8-16 UNC
695-27-0	695-27-1	695-27-2	695-27-4	695-27-5	3/8-24 UNF
695-28-0	695-28-1	695-28-2	695-28-4	695-28-5	3/8-32 UNEF
695-29-0	695-29-1	695-29-2	695-29-4	695-29-5	7/16-14 UNC
695-30-0	695-30-1	695-30-2	695-30-4	695-30-5	7/16-20 UNF
695-31-0	695-31-1	695-31-2	695-31-4	695-31-5	7/16-28 UNEF
695-32-0	695-32-1	695-32-2	695-32-4	695-32-5	1/2-13 UNC
695-33-0	695-33-1	695-33-2	695-33-4	695-33-5	1/2-20 UNF
695-34-0	695-34-1	695-34-2	695-34-4	695-34-5	1/2-28 UNEF
695-35-0	695-35-1	695-35-2	695-35-4	695-35-5	9/16-12 UNC
695-36-0	695-36-1	695-36-2	695-36-4	695-36-5	9/16-18 UNF
695-37-0	695-37-1	695-37-2	695-37-4	695-37-5	9/16-24 UNEF
695-38-0	695-38-1	695-38-2	695-38-4	695-38-5	5/8-11 UNC
695-39-0	695-39-1	695-39-2	695-39-4	695-39-5	5/8-18 UNF
695-40-0	695-40-1	695-40-2	695-40-4	695-40-5	5/8-24 UNEF
695-41-0	695-41-1	695-41-2	695-41-4	695-41-5	3/4-10 UNC
695-42-0	695-42-1	695-42-2	695-42-4	695-42-5	3/4-16 UNF
695-43-0	695-43-1	695-43-2	695-43-4	695-43-5	3/4-20 UNEF
695-44-0	695-44-1	695-44-2	695-44-4	695-44-5	7/8-9 UNC
695-45-0	695-45-1	695-45-2	695-45-4	695-45-5	7/8-14 UNF
695-46-0	695-46-1	695-46-2	695-46-4	695-46-5	7/8-20 UNEF
695-47-0	695-47-1	695-47-2	695-47-4	695-47-5	1"-8 UNC
695-48-0	695-48-1	695-48-2	695-48-4	695-48-5	1"-12 UNF

ANSI Inch Thread Ring Gauges

699 Series



699-38-4



699-38-5

FEATURES


- Aluminum handle
- ANSI Standard

Ring Gauge "GO" (Class 2A)	Ring Gauge "NO GO" (Class 2A)	Size
699-03-4	699-03-5	1-72 UNF
699-04-4	699-04-5	2-56 UNC
699-05-4	699-05-5	2-64 UNF
699-06-4	699-06-5	3-48 UNC
699-07-4	699-07-5	3-56 UNF
699-08-4	699-08-5	4-40 UNC
699-09-4	699-09-5	4-48 UNF
699-10-4	699-10-5	5-40 UNC
699-11-4	699-11-5	5-44 UNF
699-12-4	699-12-5	6-32 UNC
699-13-4	699-13-5	6-40 UNF
699-14-4	699-14-5	8-32 UNC
699-15-4	699-15-5	8-36 UNF
699-16-4	699-16-5	10-24 UNC
699-17-4	699-17-5	10-32 UNF
699-18-4	699-18-5	12-24 UNC
699-19-4	699-19-5	12-28 UNF
699-20-4	699-20-5	1/4-20 UNC
699-21-4	699-21-5	1/4-28 UNF
699-22-4	699-22-5	1/4-32 UNEF
699-23-4	699-23-5	5/16-18 UNC
699-24-4	699-24-5	5/16-24 UNF
699-25-4	699-25-5	5/16-32 UNEF
699-26-4	699-26-5	3/8-16 UNC
699-27-4	699-27-5	3/8-24 UNF
699-28-4	699-28-5	3/8-32 UNEF
699-29-4	699-29-5	7/16-14 UNC
699-30-4	699-30-5	7/16-20 UNF
699-31-4	699-31-5	7/16-28 UNEF
699-32-4	699-32-5	1/2-13 UNC
699-33-4	699-33-5	1/2-20 UNF
699-34-4	699-34-5	1/2-28 UNEF
699-35-4	699-35-5	9/16-12 UNC
699-36-4	699-36-5	9/16-18 UNF
699-37-4	699-37-5	9/16-24 UNEF
699-38-4	699-38-5	5/8-11 UNC
699-39-4	699-39-5	5/8-18 UNF
699-40-4	699-40-5	5/8-24 UNEF
699-41-4	699-41-5	3/4-10 UNC
699-42-4	699-42-5	3/4-16 UNF
699-43-4	699-43-5	3/4-20 UNEF
699-44-4	699-44-5	7/8-9 UNC
699-45-4	699-45-5	7/8-14 UNF
699-46-4	699-46-5	7/8-20 UNEF
699-47-4	699-47-5	1"-8 UNC
699-48-4	699-48-5	1"-12 UNF
699-49-4	699-49-5	1"-16 UN
699-50-4	699-50-5	1-1/16"-8 UN

Ring Gauge "GO" (Class 2A)	Ring Gauge "NO GO" (Class 2A)	Size
699-51-4	699-51-5	1-1/16"-12 UN
699-52-4	699-52-5	1-1/16"-16 UN
699-53-4	699-53-5	1-1/8"-8 UN
699-54-4	699-54-5	1-1/8"-12 UNF
699-55-4	699-55-5	1-1/8"-16 UN
699-56-4	699-56-5	1-3/16"-8 UN
699-57-4	699-57-5	1-3/16"-12 UN
699-58-4	699-58-5	1-3/16"-16 UN
699-59-4	699-59-5	1-1/4"-8 UN
699-60-4	699-60-5	1-1/4"-12 UNF
699-61-4	699-61-5	1-1/4"-16 UN
699-62-4	699-62-5	1-5/16"-8 UN
699-63-4	699-63-5	1-5/16"-12 UN
699-64-4	699-64-5	1-5/16"-16 UN
699-65-4	699-65-5	1-3/8"-8 UN
699-66-4	699-66-5	1-3/8"-12 UNF
699-67-4	699-67-5	1-3/8"-16 UN
699-68-4	699-68-5	1-7/16"-8 UN
699-69-4	699-69-5	1-7/16"-12 UN
699-70-4	699-70-5	1-7/16"-16 UN
699-71-4	699-71-5	1-1/2"-8 UN
699-72-4	699-72-5	1-1/2"-12 UNF
699-73-4	699-73-5	1-1/2"-16 UN
699-74-4	699-74-5	1-9/16"-8 UN
699-75-4	699-75-5	1-9/16"-12 UN
699-76-4	699-76-5	1-9/16"-16 UN
699-77-4	699-77-5	1-5/8"-8 UN
699-78-4	699-78-5	1-5/8"-12 UN
699-79-4	699-79-5	1-5/8"-16 UN
699-80-4	699-80-5	1-11/16"-8 UN
699-81-4	699-81-5	1-11/16"-12 UN
69982-4	69982-5	1-11/16"-16 UN
699-83-4	699-83-5	1-3/4"-8 UN
699-84-4	699-84-5	1-3/4"-12 UN
699-85-4	699-85-5	1-3/4"-16 UN
699-86-4	699-86-5	1-13/16"-8 UN
699-87-4	699-87-5	1-13/16"-12 UN
699-88-4	699-88-5	1-13/16"-16 UN
699-89-4	699-89-5	1-7/8"-8 UN
699-90-4	699-90-5	1-7/8"-12 UN
699-91-4	699-91-5	1-7/8"-16 UN
699-92-4	699-92-5	1-15/16"-8 UN
699-93-4	699-93-5	1-15/16"-12 UN
699-94-4	699-94-5	1-15/16"-16 UN
699-95-4	699-95-5	2"-8 UN
699-96-4	699-96-5	2"-12 UN
699-97-4	699-97-5	2"-16 UN
699-98-4	699-98-5	2-1/8"-8 UN
699-99-4	699-99-5	2-1/8"-12 UN

# ANSI Metric Thread Plug Gauges And Ring Gauges

696 Series



**FEATURES**

- Aluminum handle
- ANSI Standard

Code No.					
Plug Gauge "GO"(6H)	Plug Gauge "NO GO"(6H)	Plug Gauge Double End (6H)	Ring Gauge "GO"(6g)	Ring Gauge "NO GO"(6g)	Size
696-01-0	696-01-1	696-01-2	-	-	M1.6 x 0.35
696-02-0	696-02-1	696-02-2	-	-	M1.8 x 0.35
696-03-0	696-03-1	696-03-2	-	-	M2 x 0.4
696-04-0	696-04-1	696-04-2	-	-	M2.2 x 0.45
696-05-0	696-05-1	696-05-2	696-05-4	696-05-5	M2.5 x 0.45
696-06-0	696-06-1	696-06-2	696-06-4	696-06-5	M3 x 0.5
696-07-0	696-07-1	696-07-2	696-07-4	696-07-5	M3.5 x 0.6
696-08-0	696-08-1	696-08-2	696-08-4	696-08-5	M4 x 0.7
696-09-0	696-09-1	696-09-2	696-09-4	696-09-5	M4.5 x 0.75
696-10-0	696-10-1	696-10-2	696-10-4	696-10-5	M5 x 0.8
696-11-0	696-11-1	696-11-2	696-11-4	696-11-5	M6 x 1
696-12-0	696-12-1	696-12-2	696-12-4	696-12-5	M7 x 1
696-13-0	696-13-1	696-13-2	696-13-4	696-13-5	M8 x 1
696-14-0	696-14-1	696-14-2	696-14-4	696-14-5	M8 x 1.25
696-15-0	696-15-1	696-15-2	696-15-4	696-15-5	M10 x 1.25
696-16-0	696-16-1	696-16-2	696-16-4	696-16-5	M10 x 1.5
696-17-0	696-17-1	696-17-2	696-17-4	696-17-5	M12 x 1.25
696-18-0	696-18-1	696-18-2	696-18-4	696-18-5	M12 x 1.75
696-19-0	696-19-1	696-19-2	696-19-4	696-19-5	M14 x 1.5
696-20-0	696-20-1	696-20-2	696-20-4	696-20-5	M14 x 2
696-21-0	696-21-1	696-21-2	696-21-4	696-21-5	M16 x 1.5
696-22-0	696-22-1	696-22-2	696-22-4	696-22-5	M16 x 2
696-23-0	696-23-1	696-23-2	696-23-4	696-23-5	M18 x 1.5
696-24-0	696-24-1	696-24-2	696-24-4	696-24-5	M18 x 2.5
696-25-0	696-25-1	696-25-2	696-25-4	696-25-5	M20 x 1.5
696-26-0	696-26-1	696-26-2	696-26-4	696-26-5	M20 x 2.5
696-27-0	696-27-1	696-27-2	696-27-4	696-27-5	M22 x 1.5
696-28-0	696-28-1	696-28-2	696-28-4	696-28-5	M24 x 2
696-29-0	696-29-1	696-29-2	696-29-4	696-29-5	M24 x 3
696-30-0	696-30-1	696-30-2	696-30-4	696-30-5	M27 x 2
696-31-0	696-31-1	696-31-2	696-31-4	696-31-5	M27 x 3
696-32-0	696-32-1	696-32-2	696-32-4	696-32-5	M30 x 2
696-33-0	696-33-1	696-33-2	696-33-4	696-33-5	M30 x 3.5
696-34-0	696-34-1	696-34-2	696-34-4	696-34-5	M33 x 2
696-35-0	696-35-1	696-35-2	696-35-4	696-35-5	M33 x 3.5
696-36-0	696-36-1	696-36-2	696-36-4	696-36-5	M36 x 3
696-37-0	696-37-1	696-37-2	696-37-4	696-37-5	M36 x 4
696-38-0	696-38-1	696-38-2	696-38-4	696-38-5	M39 x 3
696-39-0	696-39-1	696-39-2	696-39-4	696-39-5	M39 x 4

## Precision Inspection Gauge Ball Sets

679 Series



679-90-0

### FEATURES

- Meets all grade 25 AFBMA standards
- Chrome alloy steel, hardened to HRC63
- Surface finish to 1.5 Micro-Inches
- Within .0001" / 0.0025 mm of actual size
- Spherical accuracy within .000025" / 0.0006 mm
- Inches - includes: 32 pairs in Inch sizes 1/32" to 1"
- Metric - includes: 25 pairs in Metric sizes
- 1mm to 25mm in 1mm increments

#### Ball Set - Metric

Code No.	Qty.	Description
679-90-0	25 pair	1mm To 25 mm In 1 mm Increments

#### Ball Set - Inch

Code No.	Qty.	Description
679-90-1	26 pair	1/32" To 1"

## 36 pcs Round Space Block Set

679 Series



679-95-0

### FEATURES

- For quickly setting stops and set ups in lathes, milling machines, drill presses, etc. Also excellent for setting sine bars
- Each block marked for size. Overall diameter: .750"
- 1/4"-28 threaded hole through center of block
- Working surfaces hardened to HRC58-60
- Working surfaces precision ground and lapped to  $\pm 0.000050$ "
- 4 connecting screws supplied to form desired length

#### 36 PCS Set

Code No.	Included
679-95-0	.050, .060, .0625, .070, .080, .090, .100, .101, .102, .103, .104, .105, .106, .107, .108, .109, .110, .120, .125, .130, .140, .150, .160, .170, .180, .190, .200, .300, .400, .500, .600, .700, .800, .900, 1.00 (2 ea.)

## Pin Gauge Sets

698/699 Series

Individual			
Range	Step	Length	Accuracy
0.200-0.999mm Step	0.01mm	40mm	±0.8µm
1.000-10.000mm Step	0.01mm	50mm	±0.8µm
10.01-20.00mm Step	0.01mm	50mm	±1.5µm
20.01-30.00mm Step	0.01mm	50mm	±2µm



698-31-0

Metric Sets		
Code No.	Qty.	Range
698-21-0	31	0.20-0.50mm x 0.01mm Step
698-22-0	51	0.50-1.00mm x 0.01mm Step
698-23-0	51	1.00-1.50mm x 0.01mm Step
698-24-0	51	1.50-2.00mm x 0.01mm Step
698-25-0	51	2.00-2.50mm x 0.01mm Step
698-26-0	51	2.50-3.00mm x 0.01mm Step
698-27-0	51	3.00-3.50mm x 0.01mm Step
698-28-0	51	3.50-4.00mm x 0.01mm Step
698-29-0	51	4.00-4.50mm x 0.01mm Step
698-30-0	51	4.50-5.00mm x 0.01mm Step
698-31-0	51	5.00-5.50mm x 0.01mm Step
698-32-0	51	5.50-6.00mm x 0.01mm Step
698-33-0	51	6.00-6.50mm x 0.01mm Step
698-34-0	51	6.50-7.00mm x 0.01mm Step
698-35-0	51	7.00-7.50mm x 0.01mm Step
698-36-0	51	7.50-8.00mm x 0.01mm Step
698-37-0	51	8.00-8.50mm x 0.01mm Step
698-38-0	51	8.50-9.00mm x 0.01mm Step
698-39-0	51	9.00-9.50mm x 0.01mm Step
698-40-0	51	9.50-10.00mm x 0.01mm Step
698-41-0	51	10.00-10.50mm x 0.01mm Step
698-42-0	51	10.50-11.00mm x 0.01mm Step
698-43-0	51	11.00-11.50mm x 0.01mm Step
698-44-0	51	11.50-12.00mm x 0.01mm Step
698-45-0	51	12.00-12.50mm x 0.01mm Step
698-46-0	51	12.50-13.00mm x 0.01mm Step
698-47-0	51	13.00-13.50mm x 0.01mm Step
698-48-0	51	13.50-14.00mm x 0.01mm Step
698-49-0	51	14.00-14.50mm x 0.01mm Step
698-50-0	51	14.50-15.00mm x 0.01mm Step
698-51-0	51	15.00-15.50mm x 0.01mm Step
698-52-0	51	15.50-16.00mm x 0.01mm Step
698-53-0	51	16.00-16.50mm x 0.01mm Step
698-54-0	51	16.50-17.00mm x 0.01mm Step
698-55-0	51	17.00-17.50mm x 0.01mm Step
698-56-0	51	17.50-18.00mm x 0.01mm Step
698-57-0	51	18.00-18.50mm x 0.01mm Step
698-58-0	51	18.50-19.00mm x 0.01mm Step
698-59-0	51	19.00-19.50mm x 0.01mm Step
698-60-0	51	19.50-20.00mm x 0.01mm Step
699-20-0	20	0.10-0.29mm x 0.01mm Step
699-26-0	61	13.0-19.0mm x 0.1mm Step

Code No.	Qty.	Range
698-20-1	51	0.50-0.75mm x 0.005mm Step
698-21-1	51	0.75-1.00mm x 0.005mm Step
698-22-1	51	1.00-1.25mm x 0.005mm Step
698-23-1	51	1.25-1.50mm x 0.005mm Step
698-24-1	51	1.50-1.75mm x 0.005mm Step
698-25-1	51	1.75-2.00mm x 0.005mm Step
698-26-1	51	2.00-2.25mm x 0.005mm Step
698-27-1	51	2.25-2.50mm x 0.005mm Step
698-28-1	51	2.50-2.75mm x 0.005mm Step
698-29-1	51	2.75-3.00mm x 0.005mm Step
698-30-1	51	3.00-3.25mm x 0.005mm Step
698-31-1	51	3.25-3.50mm x 0.005mm Step
698-32-1	51	3.50-3.75mm x 0.005mm Step
698-33-1	51	3.75-4.00mm x 0.005mm Step
698-34-1	51	4.00-4.25mm x 0.005mm Step
698-35-1	51	4.25-4.50mm x 0.005mm Step
698-36-1	51	4.50-4.75mm x 0.005mm Step
698-37-1	51	4.75-5.00mm x 0.005mm Step
698-38-1	51	5.00-5.25mm x 0.005mm Step
698-39-1	51	5.25-5.50mm x 0.005mm Step
698-40-1	51	5.50-5.75mm x 0.005mm Step
698-41-1	51	5.75-6.00mm x 0.005mm Step
698-42-1	51	6.00-6.25mm x 0.005mm Step
698-43-1	51	6.25-6.50mm x 0.005mm Step
698-44-1	51	6.50-6.75mm x 0.005mm Step
698-45-1	51	6.75-7.00mm x 0.005mm Step
698-46-1	51	7.00-7.25mm x 0.005mm Step
698-47-1	51	7.25-7.50mm x 0.005mm Step
698-48-1	51	7.50-7.75mm x 0.005mm Step
698-49-1	51	7.75-8.00mm x 0.005mm Step
698-50-1	51	8.00-8.25mm x 0.005mm Step
698-51-1	51	8.25-8.50mm x 0.005mm Step
698-52-1	51	8.50-8.75mm x 0.005mm Step
698-53-1	51	8.75-9.00mm x 0.005mm Step
698-54-1	51	9.00-9.25mm x 0.005mm Step
698-55-1	51	9.25-9.50mm x 0.005mm Step
698-56-1	51	9.50-9.75mm x 0.005mm Step
698-57-1	51	9.75-10.00mm x 0.005mm Step
699-21-0	50	0.300-1.525mm x 0.025mm Step
699-22-0	190	1.550-6.275mm x 0.025mm Step
699-23-0	140	6.300-9.775mm x 0.025mm Step
699-24-0	110	9.800-12.525mm x 0.025mm Step
699-25-0	18	12.550-12.975mm x 0.025mm Step

## Pin Gauge Sets

697 Series



679-02-0

### FEATURES

- For quick and accurate measurements. Measure hole sizes, slot widths, calculate distances between holes, use as Go/NoGo gaging, etc.
- Furnished in attractive molded plastic case.
- Class ZZ guaranteed to .0002" / 0.005 mm tolerance limit.
- Inspected with equipment which has been calibrated and is traceable to NIST.
- Marked with size and direction of tolerance on gauge over .060" / 1.5 mm.
- Hardened drill rod HRC60-62, 2 inches long.
- 10 micron finish or better.
- Certificate of accuracy included.

Accuracy: +0.0002" -0"		Accuracy: -0.0002" +0"		Sets	
Code No.	Code No.	Qty.	Range	Surface	
697-01-0	697-01-2	50	.011"-.060" x 0.001 Step	Bright Finish	
697-02-0	697-02-2	190	.061"-.250" x 0.001 Step	Bright Finish	
697-03-0	697-03-2	250	.251"-.500" x 0.001 Step	Bright Finish	
697-04-0	697-04-2	125	.501"-.625" x 0.001 Step	Bright Finish	
697-05-0	697-05-2	125	.626"-.750" x 0.001 Step	Bright Finish	
697-06-0	697-06-2	82	.751"-.832" x 0.001 Step	Bright Finish	
697-07-0	697-07-2	84	.833"-.916" x 0.001 Step	Bright Finish	
697-08-0	697-08-2	84	.917"-1.000" x 0.001 Step	Bright Finish	

## Individual Pin Gauges



Bright Finish		Inch	
Code No.	Size	Tolerance	
21-0011 to 21-1000	.011"-1.000" x 0.001 step	+0/-0.0002 Minus	
22-0011 to 22-1000	.011"-1.000" x 0.001 step	+0.0002/-0 Plus	

Metric		
Code No.	Size	Tolerance
800-02-0 to 801-00-0	0.20-10.00 x 0.01 step	±0.0008mm
801-00-1 to 802-00-0	10.01-20.00 x 0.01 step	±0.0015mm
802-00-1 to 803-00-0	20.01-30.00 x 0.01 step	±0.0020mm
810-02-00 to 811-00-00	0.20-10.00 x 0.001 step	±0.0008mm
P800-01-0 to P803-00-0	0.10-30.00 x 0.01 step	+0.002mm/0
M800-01-0 to M803-00-0	0.10-30.00 x 0.01 step	0/-0.002mm



## Pin Gauge Handles

697 Series



679-41-0


### FEATURES

- Comfortable, ergonomically designed handle for pin gauge
- Can be used with GO pin (green) on one end, NO GO pin (red) on opposite end

Code No.	Gauge Size Range
697-41-0	0.011"-0.060"
697-41-1	0.061"-0.250"
697-41-2	0.251"-0.500"
697-41-3	0.501"-0.625"
697-41-4	0.626"-0.750"
697-41-5	0.751"-0.832"
697-41-6	0.833"-1.000"

## Thread Measuring Wire Set

697 Series



679-30-0

### FEATURES

- 48 wires — 16 different sizes.
- Measures all threads from 3 - 48 threads per inch.
- Measures all metric threads from 0.5 mm to 6 mm.
- Also measures ACME threads.
- Laminated chart included.

Code No.
697-30-0

# Force Gauges

- 258 Digital Force Gauges
- 259 Sensor
- 260 Force Measurement Test Stand
- 260 Motorized Test Stand
- 261 Digital Torque Indicator
- 262 Digital Bottle Cap Torque Indicator
- 263 Torque Measurement Test Stand


## Digital Force Gauge

701 Series

**NEW**



701-30-0



### FEATURES

- Push and pull test
- Selectable Units: N, kgf, lbf, gf, ozf, mN
- Reverse display setting
- Overload protection mechanism to prevent to be damaged
- Equip Touch key for minimized disturbance
- Compression Force Gauges take mechanical overload protection
- Adopts curve or digital display modes
- Automatic power off
- Metal case

Code No.	Model	Load Capacity	Resolution	Accuracy	Measurement Mode
701-30-0	ASFG 10	10 N	0.01 N	±0.3% F.S.	Track, Peak, Preset Peak
701-30-1	ASFG 50	50 N	0.01 N	±0.3% F.S.	Track, Peak, Preset Peak
701-30-2	ASFG 100	100 N	0.1 N	±0.3% F.S.	Track, Peak, Preset Peak
701-30-3	ASFG 200	200 N	0.1 N	±0.3% F.S.	Track, Peak, Preset Peak
701-30-4	ASFG 500	500 N	0.1 N	±0.3% F.S.	Track, Peak, Preset Peak
701-30-5	ASFG 1000	1000 N	1 N	±0.3% F.S.	Track, Peak, Preset Peak

## Digital Force Gauge

701 Series

**NEW**



701-50-0

### FEATURES

- Push, Pull and Pressure test
- Automatic load cell identification
- Equip Touch key for minimized disturbance
- Curve or digital display modes
- Selectable Units: N,KN, kgf, lbf, gf, ozf
- Overload protection mechanism to prevent to be damaged
- Automatic power off
- Metal case

Code No.	Model	Sensor Model	Range	Resolution	Accuracy	Load model
701-50-0	ASFGS10S-2K-S	ASP-F2K-S	2000N	0.5N	±0.2% F.S.	Push, Pull
701-50-1	ASFGS10S-5K-S	ASP-F5K-S	5000N	0.5N	±0.2% F.S.	
701-50-2	ASFGS10S-10K-S	ASP-F10K-S	10000N	1 N	±0.2% F.S.	
701-50-3	ASFGS10S-10K-R	ASP-F10K-R	10000N	1 N	±0.2% F.S.	Pressure
701-50-4	ASFGS10S-50K-R	ASP-F50K-R	50000N	5 N	±0.2% F.S.	
701-50-5	ASFGS10S-100K-R	ASP-F100K-R	100000N	10 N	±0.2% F.S.	
701-50-6	ASFGS10S-200K-R	ASP-F200K-R	200000N	50 N	±0.2% F.S.	

## Sensor

701 Series

**NEW**

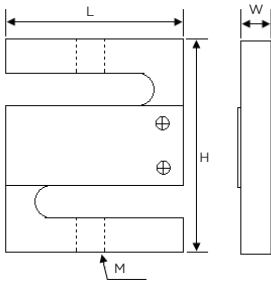


Push, Pull Sensor

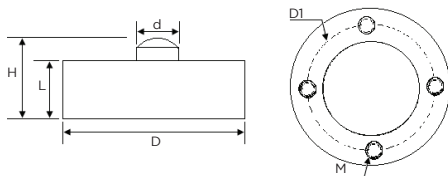


Pressure Sensor

Sensor Model	Push, Pull Sensor	Pressure Sensor
Sensitivity	±2.0% mV/V	±2.0% mV/V
Zero Balance	±2% F.S.	±2% F.S.
Nonlinear Error	0.03% F.S.	0.05% F.S.
Lag Error	0.03% F.S.	0.05% F.S.
Repeatability	0.03% F.S.	0.05% F.S.
Creep	0.03%	0.05%
Temperature Effect	0.03% F.S./10°C	0.03% F.S./10°C
Safe Overload	150% F.S.	150% F.S.



Code No.	Push, Pull Sensor Model	Range	L	H	W	M
701-51-1	ASP-F2K-S	2000N	51mm	76.2mm	19mm	M12
701-51-2	ASP-F5K-S	5000N			25.4mm	
701-51-3	ASP-F10K-S	10000N				
701-51-4	ASP-F20K-S	20000N				



Code No.	Pressure Sensor Model	Range	D	d	D1	H	L	M
701-52-1	ASP-F10K-R	10000N	82mm	22mm	68mm	44mm	32mm	M8
701-52-2	ASP-F50K-R	50000N						
701-52-3	ASP-F100K-R	100000N						
701-52-4	ASP-F200K-R	200000N	126mm	35mm	40mm	54mm	101mm	M10

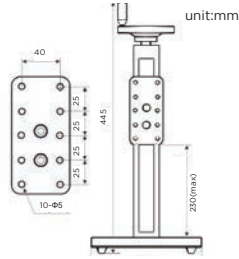
## Force Measurement Test Stand

701 Series

**NEW**



701-39-0



### FEATURES

- Manual test stand is easy to use with its rugged construction.
- Precision manual hand wheel is equipped.
- The testing capacities of this manual test stand are up to 125kg (250lbf,1200N).
- Stand travels 3 mm for every turn

Code No.	Model	Maximum Applied Force	Load Stroke	Throat Depth	Size
701-39-0	ASST-FG1	1200N	230mm	56.8mm	445x250x196mm

## Motorized Test Stand

701 Series

**NEW**



701-39-1

### FEATURES

- Motorized driving
- The capacity of this force gauge test stand is up to 650 N
- Multiple operation modes are available
- Three-stage programmable cycle
- Teaching & Playback programming
- Force gauge data integration
- USB connection to PC
- Multiple limit protection functions to ensure the safe running of motorized force gauge test stand

Code No.	701-39-1
Capacity	650N
Stroke	220 mm
Speed	Adjustable Range: 30-720 mm/min
	Resolution:0.1 mm/min
	Accuracy: ±1 mm/min
Displacement	Resolution: 0.01 mm
	Accuracy: ±0.2mm/min
Operation Mode	Manual, Cycle, Demo, Locating Mode
Protection Functions	Position Limit
	Force Limit (Connected To Force Gauge)
	Locked Rotor.
	Power Protection
Cycle Program	Three-Stage Cycle
	Displacement-Based (D-Cycle)
	Force-Based(F-Cycle)
Outputs	USB-B(Connect To PC)
	RS232 Outputs
	Set Point Output,
	RS232(Connect With Force Gauge)
Power Supply	AC100-240V,1A

## Digital Torque Indicator

701 Series

**NEW**



701-60-0

### FEATURES

- External sensor
- Selectable Units: N · m, N · cm, kgf · cm, lbf · ft, lbf · in
- Automatic sensor identification
- Automatic reversible display
- Equip Touch key for minimized disturbance
- Curve or digital display modes
- Overload protection mechanism to prevent to be damaged
- USB or RS232 communication interface, easy to communicate with PLC
- Sampling Rate: up to 2KHz
- Automatic power off
- Metal case

Code No.	Model	Load Capacity	Resolution	Clamp Diameter	Sampling Frequency	Accuracy
701-60-0	ASTT A1	1N.m	0.0001N.m	1-10mm	2000Hz	±0.3%
701-60-1	ASTT A5	5N.m	0.0005N.m	1-10mm	2000Hz	±0.3%
701-60-2	ASTT A10	10N.m	0.001N.m	2-13mm	2000Hz	±0.3%

## Digital Torque Indicator

701 Series

**NEW**



701-61-0

### FEATURES

- Selectable Units: N · m, N · cm, kgf · cm, lbf · ft, lbf · in
- Automatic load cell identification
- Reverse display setting
- Curve or digital display modes
- Overload protection mechanism to prevent to be damaged
- USB or RS232 communication interface, easy to communicate with PLC
- Sampling Rate: up to 2KHz
- Automatic power off

Code No.	Model	Range	Resolution	Sampling Frequency	Accuracy	Adaptor
701-61-0	ASTT B2	0.1-2N.m	0.0002N.m	2000Hz	±0.3%	1/4" or 1/2"
701-61-1	ASTT B5	0.25-5N.m	0.0005N.m	2000Hz	±0.3%	
701-61-2	ASTT B10	0.5-10N.m	0.001N.m	2000Hz	±0.3%	
701-61-3	ASTT B20	1-20N.m	0.002N.m	2000Hz	±0.3%	3/8" or 1/2"
701-61-4	ASTT B50	2.5-50N.m	0.005N.m	2000Hz	±0.3%	
701-61-5	ASTT B100	5-100N.m	0.01N.m	2000Hz	±0.3%	

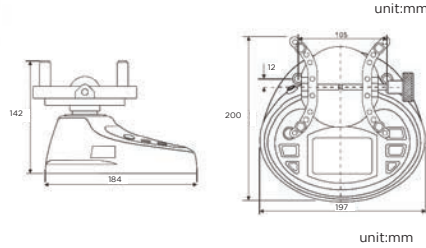
## Digital Bottle Cap Torque Indicator

701 Series

**NEW**



701-62-0



### FEATURES

- Selectable Units: N · m, N · cm, kgf · cm, lbf · ft, lbf · in
- Automatic load cell identification
- Reverse display setting
- Curve or digital display modes
- Overload protection mechanism to prevent to be damaged
- USB or RS232 communication interface, easy to communicate with PLC
- Sampling Rate: up to 2KHz
- Automatic power off

Code No.	Model	Range	Resolution	Sampling Frequency	Accuracy
701-62-0	ASCT2	0.1-2N.m	0.0002N.m	2000Hz	±0.3%
701-62-1	ASCT5	0.25-5N.m	0.0005N.m	2000Hz	±0.3%
701-62-2	ASCT10	0.5-10N.m	0.001N.m	2000Hz	±0.3%
701-62-3	ASCT20	1-20N.m	0.002N.m	2000Hz	±0.3%

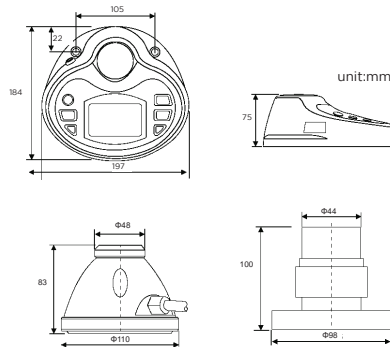
## Digital Torque Indicator

701 Series

**NEW**



701-63-0



### FEATURES

- Selectable Units: N · m, N · cm, kgf · cm, lbf · ft, lbf · in
- Automatic load cell identification
- Reverse display setting
- Curve or digital display modes
- Overload protection mechanism to prevent to be damaged
- USB or RS232 communication interface, easy to communicate with PLC
- Sampling Rate: up to 2KHz
- Automatic power off

Code No.	Model	Range	Resolution	Sampling Frequency	Accuracy	Adaptor
701-63-0	ASTTC10	0.5-10N.m	0.001N.m	2000Hz	±0.3%	1/2" or 1/4"
701-63-1	ASTTC20	1-20N.m	0.002N.m	2000Hz	±0.3%	3/8" or 1/2"
701-63-2	ASTTC50	2.5-50N.m	0.005N.m	2000Hz	±0.3%	
701-63-3	ASTTC100	5-100N.m	0.01N.m	2000Hz	±0.3%	
701-63-4	ASTTC200	10-200N.m	0.02N.m	2000Hz	±0.3%	
701-63-5	ASTTC500	25-500N.m	0.05N.m	2000Hz	±0.3%	3/4"
701-63-6	ASTTC800	40-800N.m	0.1N.m	2000Hz	±0.3%	

## Torque Measurement Test Stand

701 Series



701-69-0

### FEATURES

- Hand wheel screw loading is more labor-saving
- Optional measuring table suitable for torque wrenches of different lengths
- The position of the handle can be adjusted up and down
- Double-layer aluminum alloy, more stable measurement

Code No.	Model	Loading Mode	Arm Length	Stroke	Force Sensor Capacity
701-69-0	ASST-500	Threaded rod	150-600mm	200mm	1000N
701-69-1	ASST-1000	Threaded rod	150-1000mm	200mm	1000N



# Testers & Optical Instrument

<b>265</b>	2D Height Gauge Value <sup>Plus</sup> 300/600	<b>274</b>	Digital Twin Rockwell Hardness Tester
<b>266</b>	Concentricity Gauges	<b>275</b>	Brinell Hardness Testers
<b>267</b>	Vertical Profile Projectors	<b>276</b>	Hardness Test Blocks
<b>268</b>	Surface Roughness Tester	<b>276</b>	Hardness Tester Penetrators
<b>268</b>	Surface Roughness Standards	<b>277</b>	Portable Refractometer
<b>269</b>	Digital Coating Thickness Gauges	<b>277</b>	Stereo Microscopes
<b>269</b>	Ultrasonic Thickness Gauge		
<b>270</b>	Leeb Digital Hardness Testers		
<b>271</b>	Impact Hardness Testers		
<b>272</b>	Digital Shore Durometer Hardness Testers		
<b>272</b>	Test Stand For Digital Shore Durometer Hardness Testers		
<b>273</b>	Digital Shore Scale Durometers		
<b>273</b>	Shore Scale A Durometer		
<b>274</b>	Rockwell Type Hardness Testers		



## 2D Height Gauge Value<sup>Plus</sup> 300/600

628 Series



646-01-0

### FEATURES

- New generation Value<sup>Plus</sup> 2D height gauge provide 300mm or 600mm measuring range
- New designed probe hold system, measuring range can be extended to 570mm and 870mm
- New designed 8mm diameter probe hold system, compatible with popular standard probe on the market
- New designed operating system and measuring software provide more stability and reliability. Measuring result can be displayed on the 6.4" color screen

	Value <sup>Plus</sup> 300	Value <sup>Plus</sup> 600
Item Code	628-12-0	628-24-0
Measuring Range (in/mm)	12"/300	24"/600
Extended Measuring Range (mm)	570	870
Probe Holder Diameter (mm)	Ø8	
Resolution (mm)	(2.6+5L) µm *(L unit:m)	
Measuring Accuracy (µm)	Flat ≤ 1µm*	
Repeatability (µm)	Spherical ≤ 3µm*	
Display	Color LCD, 6.4"	
Motor Max Speed (mm/s)	75	
Drive System	Motor Driver/Manual	
Measuring Force (N)	1.5±0.5	
Working Temperature (°C)	10 to 30	
IP Rate	IP40	
Height (mm)	709	1009
Weight (kg)	20	22
Interfaces	USBx3	
Air Cushion	Yes	
Power Supply	AC Adapter/Battery (Li-Ion)	

\*Guaranteed at (20±1)°C with standard probe



## Concentricity Gauges

646 Series



646-01-0



646-04-0



646-12-0

### FEATURES

- Precision structure with ball bearing slide
- Equipped with Asimeto measuring tools or together with universal magnetic base
- Light and easy to be used to measure concentricity/ eccentricity for parts such as shaft, tube, bush, screw etc
- Dial test indicator and universal magnetic base are not included

Code No.	Clip Outer Dia. (mm)	Size (mm)	Model
646-01-0	Ø1-Ø30	260 x 98 x 110	CMG-A
646-02-0	Ø1-Ø30	260 x 170 x 150	CMG-AA
646-03-0	Ø30-Ø90	330 x 140 x 95	CMG-AB
646-04-0	Ø1-Ø90	520 x 140 x 200	CMG-ABA
646-05-0	Ø1-Ø40	390 x 98 x 110	CMG-AL
646-06-0	Ø1-Ø30	260 x 98 x 110	CMG-AR
646-07-0	Ø1-Ø35	390 x 98 x 110	CMG-B1
646-08-0	Ø1-Ø35	390 x 98 x 110	CMG-B1R
646-09-0	Ø1-Ø35	500 x 98 x 120	CMG-B3
646-10-0	Ø1-Ø35	500 x 98 x 120	CMG-B3R
646-11-0	Ø1-Ø40	600 x 200 x 250	CMG-A-S3
646-12-0	Ø1-Ø40	850 x 190 x 350	CMG-A-S6
646-13-0	Ø1-Ø40	1250 x 190 x 350	CMG-A-S10



## Vertical Profile Projectors

641 Series



641-01-0

### FEATURES

- Used to inspect the profiles of a wide variety of parts and components
- Designed to provide an excellent quality image with accurate magnification
- The error of the contour measuring is under 0.08% deviation
- A convenient foot switch transfers the coordinate data to the data processing system
- Provides the data processing system and foot-switch, which are convenient to output and gather the data

Code No.		641-01-0/641-01-1			641-02-0/641-02-1		
Imaging Direction		Obverse/Reverse Image			Obverse/Reverse Image		
Working Table	Stage Size (mm)	340 x 152			404 x 228		
	Glass Table Size(mm)	196 x 96			260 x 160		
	X-Axis Travel (mm)	150			200		
	Y-Axis Travel (mm)	50			100		
	Z-Axis Travel (mm)	90 (For Focusing)			90 (For Focusing)		
	Measuring Accuracy	4.0+L/25 μm L: Measuring Length (mm)			4.0+L/25 μm L: Measuring Length (mm)		
Resolution (X/Y-axis)		0.001 mm (1μm) Or 0.0005 mm (0.5μm)			0.001 mm (1μm) or 0.0005 mm (0.5μm)		
Projector Screen	Dimension	12"(Ø312 mm), Usable Range > Ø300 mm			12"(Ø312 mm), Usable Range > Ø300 mm		
	Rotary Range	0°-360°			0°-360°		
	Angle Resolution	1' or 0.01°			1' or 0.01°		
Objective Lens	Magnification	10X (Standard)	20X (Option)	50X (Option)	10X (Standard)	20X (Option)	50X (Option)
	Object View (mm)	Ø30	Ø15	Ø6	Ø30	Ø15	Ø6
	Working Distance (mm)	77.7	44.3	38.4	77.7	44.3	38.4
Data Processing System		DC-3000 Multi-function Data Processing System: Coordinate Skew, mm/Inch Conversion, ABS/INC Conversion, Zero Setting, Calculation, 0°, 90°, 270°, 360° Conversion, Linear Compensation					
Illumination		Transmission And Reflection Light Source: 24V/150W - Halogen Lamp					
Power		110V/220V (AC), 50/60Hz, 400W Total Power					
Light Source Cooling		Forced Air Cooling					
Instruments Dimension (mm)		770 x 550 x 1100			770 x 550 x 1100		
Weight (kgs)		130			160		
Option	Rotary Table		Code No.: 641-05-0				
	Swivel Center Support		Code No.: 641-05-1				
	Edge Detector		Code No.: 641-05-2				



## Surface Roughness Tester

645 Series



645-13-0

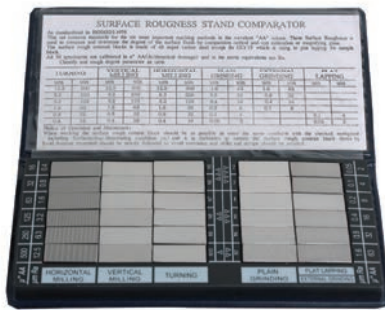
Code No.	645-13-0
Measuring Range	X Axis: 17.5mm/0.69"
	Z Axis: 320µm (-160µm-160µm)/12600µin (-6300µin-+6300µin)
Sampling Length	0.25, 0.8, 2.5mm
Measuring Speed	0.135, 0.5, 1mm/s, 1mm/s (Return)
Measuring Force	4mN
Stylus Tip	Diamond, 90°/5µm R Tip Radius
Size	Control Unit: 160 x 64 x 53mm
	Drive Unit: 115 x 23 x 27mm
Power Supply	Built-In 3200mAh Rechargeable Lithium Ion Battery; AC Adapter

### FEATURES

- 3.5-inch color graphic touch screen, provide high brightness, wide viewing angle
- Display full information, intuitive and graphical displays all parameters
- DSP chip control and data processing, high speed, low power consumption
- 4 Profile Filter: Gauss RC PC-RC D-P
- Multi parameters: Ra, Rz, Rq, Rt, Rp, Rv, R3z, R3y, Rz (JIS), Rs, Rsk, Rsm, Rku, Rc, Ry, Rmax, Rmr, RPl, Rk, Rpk, Rvk, Mr1, Mr2
- Complies with the following standards: ISO, DIN, ANSI, JIS
- Support Bluetooth printer and mobile APP wireless operation
- Large capacity data storage, can store 100 item of raw data and measured profile
- With automatic sleep, automatic shutdown power-saving features
- Connect to the computer and printer
- Optional accessories include curved surface sensor, deep groove sensor, small hole sensor, measurement stand, Sleeve of sensor, printer and analysis software

## Surface Roughness Standards

506 Series



506-01-0

### FEATURES

- Set of 30 specimens, 7/8" x 3/8" electro formed, solid nickel
- Used for the visual comparison of surface roughness

Code No.		506-01-0
Qty.	Contents	Roughness
2 pcs	Flat Lapping	0.05; 0.1µm (2; 4µ")
4 pcs	Reaming	0.2; 0.4; 0.8; 1.6µm (8; 16; 32; 63µ")
6 pcs	Grinding	0.05; 0.1; 0.2; 0.4; 0.8; 1.6µm (2; 4; 8; 16; 32; 63µ")
6 pcs	Horizontal Milling	0.4; 0.8; 1.6; 3.2; 6.3; 12.5µm (16; 32; 63; 125; 250; 500µ")
6 pcs	Vertical Milling	0.4; 0.8; 1.6; 3.2; 6.3; 12.5µm (16; 32; 63; 125; 250; 500µ")
6 pcs	Turning	0.4; 0.8; 1.6; 3.2; 6.3; 12.5µm (16; 32; 63; 125; 250; 500µ")



## Digital Coating Thickness Gauges

506 Series



506-10-0

Code No.	Range	Resolution	Probes	Remark
506-10-0	0-1250 $\mu\text{m}$	0.1 $\mu\text{m}$	N1	For Measuring Thickness Of Non-Conductive, Non-Magnetic Coating On Non-Magnetic Metal Substrate
506-10-1	0-1250 $\mu\text{m}$	0.1 $\mu\text{m}$	F1	For Measuring Thickness Of Non-Magnetic Coating On Magnetic Metal Substrate

### FEATURES

- Fast, non-destructive, precise measurement of various coating thicknesses and material thicknesses. Widely used in manufacturing where a coating has been applied to a base material or applications where the wall thickness requires measurement.
- The system incorporates magnetic and eddy current technologies for multipurpose measurements. By selecting the appropriate probe the thickness of the non-ferrous coatings on ferrous base metals or non-ferrous coatings on non-ferrous metal substrates.
- Data storage capacity of 20 groups of 50 actual measured values.
- Inch/Metric conversion
- Working voltage: 3V (2, 5 alkaline batteries).
- Two individual probe calibration methods are supported. calibration compensation of system error increases the measurement accuracy.
- Measuring status indicator displays the measuring status and type of measurement.
- Measured values and user information are shown on a large, easy-to-read LCD. a back lit display ensures easy reading of the data in poorly-lit environments.
- Battery level indicator provides the remaining battery voltage.
- Auto sleep and auto power off functions increases battery life.
- Compact Aluminum case provides storage protection.

## Ultrasonic Thickness Gauge

506 Series



506-20-0

### FEATURES

- Black metal back shell.
- Display: 128 x 64 LCD with LED backlight.
- Measuring range: 0.75mm-300.0mm (0.03 inch-15.7 inch)
- Display resolution: 0.01mm (smaller than 99.99mm)/0.1mm (larger than 100mm)
- Sound Velocity Range: 1000m/s-9999m/s (0.039-0.394in/us)
- Accuracy (H is measuring thickness):
  - $\pm 0.05\text{mm}$  ( $H < 10\text{mm}$ )
  - $\pm (0.5\%H + 0.05)$  mm ( $10\text{mm} < H < 100\text{mm}$ )
  - $\pm (0.6\%H)$  mm ( $H > 100\text{mm}$ )
- Data memory: 5 files (up to 100 values for each file) of stored values
- Units: Metric/Imperial unit selectable

Code No.	Range	Resolution	Probes
506-20-0	0.75-300mm (0.03 inch-15.7 inch)	0.01mm/0.1mm	5M



## Leeb Digital Hardness Testers

640 Series



640-18-0

### FEATURES

- Large screen (5 inches), showing all functions and parameters With background light
- Hardness test can be taken at any angle including inverted
- A wide measuring range supports the hardness of all metallic materials. Hardness results are directly displayed in HRB, HRC, HV, HB, HSD, HL, Mpa hardness scales
- Supports a variety of Richter sensors (DC, DL, C, D+15, G)
- Large capacity memory could store 500 groups of information
- Tolerance alarm function
- Wireless printing capability
- Automatic power off after five minutes

Code No.	Range	Accuracy	Application Range	Impact Devices
640-18-0	170 960HLD	±5HLD	Test The Normal Smooth, Flat Surface	D
640-18-1			Test Hole Or Hollow Cylindrical	DC
640-18-2			Test Small, Light, Thin Parts And Surface Of Hardened Layer	C
640-18-3			Test Groove Or Re-Entrant Surface	D+15
640-18-4			Test Slender Narrow Groove Or Hole	DL
640-18-5			Test Large, Thick, Heavy And Rough Surface Steel	G

## Leeb Digital Hardness Testers

640 Series



640-19-0

### FEATURES

- Self-contained (Impact Device D integrated): no cables
- Integrated impact direction sensor
- 360° testing direction automatic identification
- Various hardness value conversion, HRB, HRC, HV, HB, HSD, HL
- Large capacity memory could store 500 groups of information
- Wireless printing capability
- Automatic power off after five minutes

Code No.	Range	Accuracy	Application Range	Impact Devices
640-19-0	0-999HLD	±4HLD	Test The Normal Smooth, Flat Surface	D



## Impact Hardness Testers

640 Series



640-17-1

### FEATURES

- Large screen with color display, allows for clear display of all functions and parameters
- Hardness test can be taken at any angle including inverted
- A wide measuring range supports the hardness of all metallic materials. Hardness results are directly displayed in HRB, HRC, HV, HB, HS, HL hardness scales.
- Six impact devices are available for special application with automatic impact device recognition
- Diameter of carbide ball: 3mm
- Large capacity memory storage of 500 sub groups. Stored information including single measured value, mean value, test data, impact direction, impact times, material and hardness scale are available
- Support two languages display, English and Chinese
- Upper and lower limit can be preset. An audio alarm will automatically sound when the reading is outside of the preset limits
- Battery voltage information is displayed including the charge status
- Calibration function is available.
- USB 1.1 port allows for information to be uploaded directly to computer
- High speed thermal printer allows for the readings to be immediately printed
- 6V Ni-MH rechargeable battery are supplied. The batteries can be charged with the integrated charger. Up to 150 hours of continuous operation battery life between charges (eL off and no printing)
- Automatic power off after five minutes

Code No.	Range	Accuracy	Application Range	Impact Devices	Impact Capacity
640-17-1	(170-960) HLD (17-68.5) HRC (19-651) HB	HLD: $\pm 5$ HRC: $\pm 1$ HB: $\pm 4$	Test The Normal Smooth, Flat Surface	D	11 Nmm
640-17-2			Test Hole Or Hollow Cylindrical	DC	11 Nmm
640-17-3			Test Small, Light, Thin Parts And Surface Of Hardened Layer	C	2.7 Nmm
640-17-4			Test Groove Or Re-Entrant Surface	D+15	11 Nmm
640-17-5			Test Slender Narrow Groove Or Hole	DL	11 Nmm
640-17-6			Test Large, Thick, Heavy And Rough Surface Steel	G	90 Nmm





## Digital Shore Durometer Hardness Testers

640 Series



640-06-5

### FEATURES

- Display: 128 x 64 LCD with LED backlight
- Shore durometer tester measurement mode are concluding Averaging mode, Max mode, Max-Average mode
- Shore Hardness Meter measurement data can be stored, browsing, and batch printing
- 500 readings
- USB data output
- Wireless printing capability
- Shore A application range: soft vulcanized rubber, natural rubber, nitriles thermoplastic elastomers, flexible polyacrylics and thermosets, wax, felt, and leathers
- Shore D application range: hard rubber, thermoplastic elastomers, harder plastics, and thermoplastics

Code No.	Type	Range	Resolution	Accuracy
640-06-5	Shore A	0-100HA	0.1HA	±0.1HA
640-06-6	Shore D	0-100HD	0.1HD	±0.1HD

## Test Stand For Digital Shore Durometer Hardness Testers

640 Series



640-06-A

### FEATURES

- For digital shore durometers, code 640-06-5 and 640-06-6
- Cam-type loading and unloading make the test process more stable
- Operation type: the indenter pressed against the sample
- The measuring rod of the durometer stand can be adjusted by lifting
- Workbench adjustment: three-point leveling

Code No.	Loading Stroke	Specimen Thickness	Throat Depth	Support Table	For
640-06-A	18 mm	60 mm	65 mm	Φ116 mm	Shore A

### Weight Block D(Optional)

Code No.	weight
PJ6406-01	4500g



## Digital Shore Scale Durometers

640 Series



640-06-2

### FEATURES

- Shore A&D
- Designed to test the hardness of plastic and rubber materials.
- Ergonomic, lightweight design assists in taking precise and consistent measurements.
- Measuring range: 0-100 HA/HD
- Resolution: 0.5 HA/HD
- Accuracy: 2 HA/HD

Shore A			
Code No.	Range	Resolution	Accuracy
640-06-2	0-100HA	0.5HA	2HA

Shore D			
Code No.	Range	Resolution	Accuracy
640-06-3	0-100HD	0.5HD	2HD

## Shore Scale A Durometer

640 Series



640-06-2

### FEATURES

- Used for precisely determining the Shore hardness value of rubber & plastic materials

Code No.	Range	Test Force	Dimension	Weight
640-06-0	20-90HA	0.55-8.06N (56-82 lgf)	110 x 58 x 30mm	Approx. 500g



## Rockwell Type Hardness Testers

640 Series



640-01-0



640-02-0

### FEATURES

- For testing the hardness of various materials to determine the Rockwell hardness to scales A, B and C
- Unit is designed with mechanical loads for precise hardness readings
- Conform to the requirements of ASTM E18, ISO 6508-2 and GB/T 230.2 standards Readings provided to a minimum resolution 0.5HR

Code No.	Range	Test Force	Test Height	Throat Depth
640-01-0	20-88HRA, 20-100HRB, 20-70HRC	588.4, 980.7, 1471N (60, 100, 150kgf)	170mm	135mm
640-02-0	20-88HRA, 20-100HRB, 20-70HRC	588.4, 980.7, 1471N (60, 100, 150kgf)	400mm	160mm

## Digital Twin Rockwell Hardness Tester

640 Series

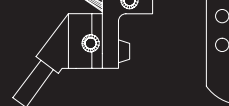


640-01-1

### FEATURES

- Half automatic hardness tester except loading initial force and change force knob
- Operation is very convenient and fast
- Color touch screen, displays loading force, indenter type, dwell time, and conversion scale
- Auto hardness conversion to others scales, no need to check table and improve working efficiency
- Support multiple languages, English, Turkish, German, etc. Convenient for local customers operation
- Optional blue tooth mini printer is available

Code No.	Range	Test Force	Test Height
640-01-1	20-88HRA, 20-100HRB, 20-70HRC	588.4, 980.7, 1471N (60, 100, 150kgf)	175mm



## Digital Twin Rockwell Hardness Tester

640 Series



640-20-3

### FEATURES

- Twin tester-Regular Rockwell & Rockwell Superficial hardness for metal and plastic material
- Horizontal protrudent indenter design, also suitable for internal and external testing
- Testing on surfaces difficult to reach. Testing internal surface of rings and tubes with diameters over 23mm
- Testing force is set automatically according to testing scale
- Provided with many features such as high measuring precision, wide measuring range with 30 Rockwell scales
- Measuring results are digitally displayed and can be printed, or transmitted to external computer automatically by USB or RS-232 cable
- Test value can be transformed to the value of HB, HV, HK and  $\sigma_b$  value
- The tester meets all the following standard such as ISO 6508-2, ASTM E18

Code No.	Rockwell Scales	Test Force	Resolution	Test Height	Throat Depth
640-20-3	HRA, HRB, HRC, HRD, HRE, HRF, HRG, HRH, HRK, HRL, HRM, HRP, HRR, HRS, HRV	147.1, 294.3, 441.3N (15, 30, 45kgf)	0.1HR	260mm	150mm

## Brinell Hardness Testers

640 Series



640-10-1



640-10-7

### FEATURES

- Used for determining the Brinell hardness of various metals
- A "V" anvil is supplied for testing round work pieces
- Readings provided to a minimum resolution 0.5HR
- Mechanical models are designed with reversing switch
- Digital Models provide automatic operation reducing manual testing errors
- The digital model has a large LCD screen

	Mechanical Models	Digital Models	Digital Models
Code No.	640-10-1	640-10-7	640-10-6
Range	8-650HBW	8-650HBW	4-650HBW
Test Force	1838.8, 2451.8, 7355.3, 9807, 29421N (187.5, 250, 750, 1000, 3000kgf)	980.7, 1225.9, 1838.8, 2451.8, 4903.5, 7355.3, 9807, 14710.5, 29421N (100, 125, 187.5, 250, 500, 750, 1000, 1500, 3000kgf)	1838.8, 2451.8, 4903.5, 7355.3, 9807, 29421N (62.5, 100, 125, 187.5, 250, 500, 750, 1000, 1500, 3000kgf)
Max. Height Of Test Piece	230mm	280mm	240mm
Depth Of Throat	120mm	150mm	150mm
Power Supply	380V AC or 220V AC, 50 or 60 Hz	220V AC or 110V AC, 50 or 60 Hz	220V AC or 110V AC, 50 or 60 Hz
Dimension	700 x 268 x 842mm	570 x 330 x 910mm	570 x 330 x 910mm
Weight	Approx. 210kg	Approx. 290kg	Approx. 350kg



**Hardness Test Blocks** 640 Series



640-80-0

Code No.	Description	Test Force	Dimensions	Weight
640-80-0	Brinell Standardized Block	200 ± 50 HBS 100 ± 25 HBS	100 x 80 x 16mm	1kg
640-81-0	Rockwell Standardized Block	80-88 HRA 85-95 HRB 20-30 HRC 35-55 HRC 60-70 HRC	60 x 40 x 10mm	0.19kg
640-82-0	Leeb Standardized Block	790 ± 40 HLD	Ø90 x 55mm	2.7kg

**Hardness Tester Penetrators** 640 Series



640-83-0

Code No.	Description	Specification
640-83-0	Penetrator For Rockwell Hardness Tester	120° Diamond Cone Penetrator Ø1.588mm (1/16") Steel Ball Penetrator
640-84-0	Penetrator For Brinell Hardness Tester	Ø2.5, 5, 10mm Tungsten Carbide Ball Penetrator

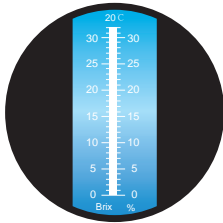


## Portable Refractometer

644 series



644-01-0



### FEATURES

- Automatic Temperature Compensation
- Measuring Range: 0-32%
- Accuracy:  $\pm 0.2\%$ ;
- Convenient to store: Compact in size and light in weight, packed with a plastic case, convenient to store and carry around.

Code No.	Measuring Range	Graduation
644-01-0	0-32%	0.2%

## Stereo Microscopes

642 series



642-02-0

### FEATURES

- Sharp stereo erect image over a wide field of view
- Binocular Tube 45° inclined binocular head with locked-in eyepiece
- Round pillar style stand

Code No.	642-02-0
Objective Zoom Range	1X-2X
Eyepiece	10X Eyepiece
Working Distance	105mm
Interpupillary Distance Adjustment	55mm-75mm
Binocular Lead	Inclination of 45°
Diopter Adjustment	$\pm 5$ Diopter
Optical Span Rotation	360°



## Stereo Microscopes

642 series



642-02-1

### FEATURES

- Sharp stereo image over a wide field of view
- 90° rotational objective, Binocular Tube: 360° rotating and 45° inclined
- Round pillar style stand

Code No.	642-02-1	642-02-1B
Objective Zoom Range	2X-4X	2X-4X
Eyepiece	10X Eyepiece	10X Eyepiece
Working Distance	105mm	105mm
Interpupillary Distance Adjustment	55mm-75mm	55mm-75mm
Binocular Lead	Inclination Of 45°	Inclination Of 45°
Diopter Adjustment	±5 Diopter	±5 Diopter
Optical Span Rotation	360°	360°
Voltage Input	110V/60HZ	220V/50HZ
Top Halogen Lamp	6V/15W Adjustable Brightness	6V/15W Adjustable Brightness
Bottom Fluorescent Lamp	5W	5W

## Stereo Microscopes

642 series



642-02-2

### FEATURES

- Sharp stereo image over a wide field of view
- Binocular Tube: 360° rotating and 45° inclined
- Square pillar style stand

Code No.	642-02-2	642-02-2B
Zoom Ratio	1:7	1:7
Objective Zoom Range	0.65X-4.5X	0.65X-4.5X
Eyepiece	10X Eyepiece	10X Eyepiece
Working Distance	95mm	95mm
Interpupillary Distance Adjustment Range	55mm-75mm	55mm-75mm
Binocular Head	Inclination of 45°	Inclination Of 45°
Diopter Adjustment	±5 Diopter	±5 Diopter
Optical Body Rotation	360°	360°
Voltage Input	110V/60HZ	220V/50HZ
Top Halogen Lamp	6V/12W Adjustable Brightness	6V/12W Adjustable Brightness
Bottom Fluorescent Lamp	5W	5W



## Stereo Microscopes

642 series



642-02-3

### FEATURES

- Sharp stereo image over a wide field of view
- Binocular Tube: 360° rotating and 45° inclined
- Universal stand

Code No.	642-02-3
Zoom Ratio	1:7
Objective Zoom Range	0.65X-4.5X
Eyepiece	10X Eyepiece
Working Distance	95mm
Interpupillary Distance Adjustment Range	55mm-75mm
Binocular Head	Inclination Of 45°
Diopter Adjustment	±5 Diopter
Optical Body Rotation	360°



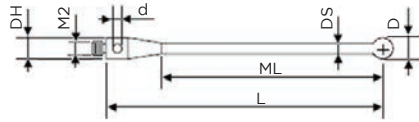
# CMM Accessories

- 281 CMM Stylus
- 281 Steel Extension
- 284 CMM Fixtures System



## CMM Stylus

478 series



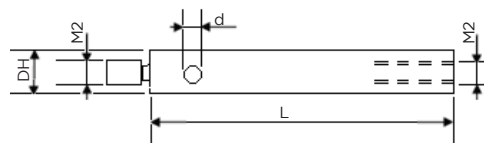
### FEATURES

- M2 Thread
- Base -Stainless Steel
- Shaft -Stainless Steel
- Tip -Ruby Ball

Dimensions							
Code No.	Renishaw No.	D	L	ML	DS	DH	d
478-01-2	A-5000-7802	1.5mm	10mm	4.5mm	0.75mm	3mm	1.3mm
478-02-2	A-5000-7807	2mm	10mm	5.5mm	1mm	3mm	1.3mm
478-03-2	A-5000-3603	2mm	20mm	13mm	1.5mm	3mm	1.3mm
478-04-2	A-5000-7803	2.5mm	10mm	5.5mm	1.25mm	3mm	1.3mm
478-05-2	A-5000-7804	2.5mm	20mm	13mm	1.25mm	3mm	1.3mm
478-06-2	A-5000-3604	3mm	10mm	4mm	1.5mm	3mm	1.3mm
478-07-2	A-5000-4160	3mm	20mm	13mm	1.5mm	3mm	1.3mm
478-08-2	A-5000-4154	4mm	10mm	5mm	1.5mm	3mm	1.3mm
478-09-2	A-5000-4161	4mm	20mm	13mm	1.5mm	3mm	1.3mm
478-10-2	A-5000-4155	5mm	10mm	5.5mm	2.5mm	3mm	1.3mm
478-11-2	A-5000-4156	6mm	10mm	6mm	2.5mm	3mm	1.3mm
478-12-2	A-5000-4158	8mm	11mm	6mm	2.5mm	3mm	1.3mm

## Steel Extension

478 series



### FEATURES

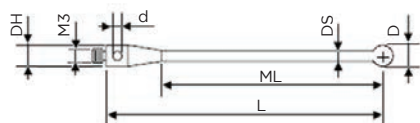
- M2 Thread
- Shaft - Steel

Dimensions				
Code No.	Renishaw No.	L	DH	d
478-60-2	M-5000-7634	5mm	3mm	1.3mm
478-61-2	M-5000-3647	10mm	3mm	1.3mm
478-62-2	M-5000-3648	20mm	3mm	1.3mm
478-63-2	M-5000-4162	30mm	3mm	1.3mm
478-64-2	M-5000-7779	40mm	3mm	1.3mm



## CMM Stylus

478 series



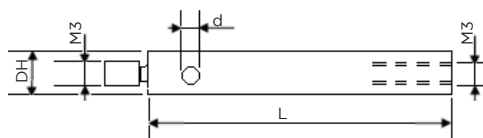
### FEATURES

- M3 Thread
- Base -Stainless Steel
- Shaft -Stainless Steel
- Tip -Ruby Ball

Dimensions							
Code No.	Renishaw No.	D	L	ML	DS	DH	d
478-01-3	A-5004-7401	1mm	10mm	4mm	0.7mm	4mm	1.5mm
478-02-3	A-5000-3551	1mm	21mm	4mm	0.7mm	4mm	1.5mm
478-03-3	A-5004-0421	2mm	10mm	5.5mm	1.5mm	4mm	1.5mm
478-04-3	A-5000-3552	2mm	21mm	8mm	1.5mm	4mm	1.5mm
478-05-3	A-5004-0422	3mm	10mm	5.5mm	1.5mm	4mm	1.5mm
478-06-3	A-5000-3553	3mm	21mm	12mm	1.5mm	4mm	1.5mm
478-07-3	A-5004-0423	4mm	10mm	7mm	2.5mm	4mm	1.5mm
478-08-3	A-5000-7606	4mm	21mm	11mm	2.5mm	4mm	1.5mm
478-09-3	A-5000-3554	4mm	31mm	21mm	2.5mm	4mm	1.5mm
478-10-3	A-5000-7630	5mm	21mm	11mm	2.5mm	4mm	1.5mm
478-11-3	A-5000-7648	5mm	31mm	31mm	3.5mm	4mm	1.5mm

## Steel Extension

478 series



### FEATURES

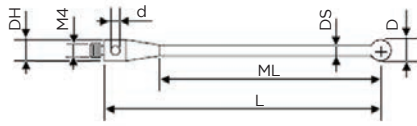
- M3 Thread
- Shaft - Steel

Dimensions				
Code No.	Renishaw No.	L	DH	d
478-60-3	M-5000-7633	10mm	4mm	1.5mm
478-61-3	M-5000-3592	20mm	4mm	1.5mm
478-62-3	-	30mm	4mm	1.5mm
478-63-3	M-5000-3593	35mm	4mm	1.5mm
478-64-3	-	40mm	4mm	1.5mm
478-65-3	-	50mm	4mm	1.5mm
478-66-3	-	60mm	4mm	1.5mm
478-67-3	-	70mm	4mm	1.5mm
478-68-3	-	80mm	4mm	1.5mm



## CMM Stylus

478 series



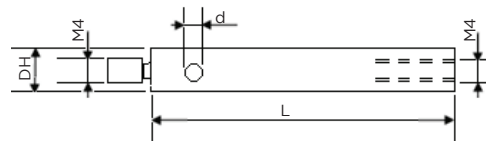
### FEATURES

- M4 Thread
- Base -Stainless Steel
- Shaft -Stainless Steel
- Tip -Ruby Ball

Dimensions							
Code No.	Renishaw No.	D	L	ML	DS	DH	d
478-01-4	A-5000-7547	2mm	19mm	8mm	1.5mm	7mm	2.1mm
478-02-4	A-5000-7549	3mm	18.5mm	13mm	2mm	7mm	2.1mm
478-03-4	A-5000-7551	4mm	18mm	13mm	3mm	7mm	2.1mm
478-04-4	A-5000-6350	5mm	10mm	5mm	3mm	7mm	2.1mm
478-05-4	A-5000-7553	5mm	17.5mm	12.5mm	3.5mm	7mm	2.1mm
478-06-4	A-5000-6731	5mm	20mm	15mm	3mm	7mm	2.1mm
478-07-4	A-5000-6352	5mm	30mm	25mm	3mm	7mm	2.1mm
478-08-4	A-5000-7521	5mm	50mm	35mm	4.5mm	7mm	2.1mm
478-09-4	A-5000-7522	5mm	100mm	83mm	4.5mm	7mm	2.1mm
478-10-4	A-5000-7523	5mm	150mm	133mm	4.4mm	7mm	2.1mm
478-11-4	A-5000-7555	6mm	17mm	13mm	4.5mm	7mm	2.1mm
478-12-4	A-5000-7557	8mm	16mm	12.5mm	6mm	7mm	2.1mm

## Steel Extension

478 series



### FEATURES

- M4 Thread
- Shaft - Steel


Dimensions				
Code No.	Renishaw No.	L	DH	d
478-60-4	M-5000-7583	10mm	7mm	2.1mm
478-61-4	M-5000-7584	15mm	7mm	2.1mm
478-62-4	M-5000-7585	20mm	7mm	2.1mm
478-63-4	M-5000-7586	30mm	7mm	2.1mm
478-64-4	-	40mm	7mm	2.1mm
478-65-4	-	50mm	7mm	2.1mm



## CMM Fixtures System

478 series

**NEW**



### Brief Introduction

Fixtures components are designed to hold components firmly with the minimum necessary force and without any special tools; all components are with different function including supporting, clamping or pressing.

The reasonable design allows avoiding damage or distortion on the measuring part. With these flexible components users are able to create different type of fixtures combination for varies of parts. Also it is easy to set up a clear probe path of 3D measuring.




**108pcs/sets**

Code No.	Quantity
479-01-0	108pcs



**60pcs/sets**

Code No.	Quantity
479-02-0	60pcs



**Base Plates**

Code No.	Range	Threaded Holes
679-03-0	300x300mm	M8
679-03-1	400x300mm	M8
679-03-2	400x400mm	M8
679-03-3	500x500mm	M8
679-03-4	600x600mm	M8

# NUMERICAL INDEX

Series No.	Description	Page
001	Digital Zero Setters	234
001	Zero Setters	234
080	Special Jaws Digital Calipers	114
101/103	Outside Micrometers-Inch Models	13
101/103	Outside Micrometers-Metric Models	14
101	Outside Micrometer Sets	15
102	Outside Micrometer	15
102	Quick-Setting Outside Micrometers, 1mm Rev	37
105	IP65 Digital Outside Micrometers	9
109	Micrometer Stands	37
110	Micrometer Standards	93
111	Interchangeable Anvil Outside Micrometers	17
111	Micrometers With Adjustable Anvils	18
112	Blade Micrometers	39
113	Tube Micrometers	62
114	Tube Micrometers	63
115	Digital Interchangeable Anvil Outside Micrometers	16
116	IP54 Digital Outside Micrometers	11
116	Digital Outside Micrometers	12
117	Blade Micrometers	38
118	Spline Micrometers	46
118	Gear Tooth Micrometers	48
119	Anvils For Gear Tooth Micrometers	48
121	Multi-Anvil Micrometers	41
122	Point Micrometers	43
122	Jaw Type Micrometers	55
125	Multi-Anvil Micrometers	40
126	Point Micrometers	42
126	Jaw Type Micrometers	54
130	Anvils (For Screw 60° ISO)	51
131	Single Point Micrometers	45
132/133	Screw Thread Micrometers	51
133	Limit Micrometers	66
135	Single Point Micrometers	44
136/137	Screw Thread Micrometers	50
141	Disc Micrometers	53
142	Universal Micrometers	57
143	Tube Micrometers	61
145	Disc Micrometers	52
146	Universal Micrometers	56
147	Tube Micrometers	60
150	Deep Throat Micrometers	65
151	V-Anvil Micrometers	59
152	Dial Snap Gauges	19
152	Indicating Micrometers	20
155	V-Anvil Micrometers	58
157	Deep Throat Micrometers	64
158	Sheet Metal Micrometers	68
160	Hub Micrometers	67
161	Wire Micrometers	66
162	Can Seam Micrometers	67
163	Groove Micrometers	69
165	Digital Micrometer Heads	72
169	Micrometer Heads	73
181	Snap Gauges	70
182	Snap Gauges	71
190	Caliper Micrometers	36

Series No.	Description	Page
201	Depth Micrometers	92
203	Inside Micrometers	33
205	Depth Micrometers	91
206	Dual Measurement Inside Micrometers	34
207	Digital Inside Micrometers	32
208	Digital Three Point Internal Micrometers	23
208	Digital Two And Three Point Internal Micrometers (2-12mm/.08-.5")	24
208	Digital Three Point Internal Micrometers (12-100mm/.5-4.0")	25
208	Digital Three Point Internal Micrometers (100-300mm/4.0-12.0")	26
208	Three Point Internal Micrometer Sets	27
209	Two And Three Point Internal Micrometers (2-12mm/.08-.5")	28
209	Three Point Internal Micrometers (12-100mm/.5-4.0")	29
209	Three Point Internal Micrometers (100-300mm/4.0-12.0")	30
209	Three Point Internal Micrometer Sets	31
210	Grip Three Point Internal Micrometers	21
211	Pistol-Grip Three Point Internal Micrometers	22
240	Tubular Inside Micrometers	34
242	Inside Micrometers - Interchangeable Rod Type	35
301	IP67 Digital Calipers - SYLVAC SYSTEM	95
302	Heavy Duty Vernier Calipers With Upper Knife-Edge (Mono Block)	122
302	Heavy Duty Vernier Calipers With Upper Knife-Edge (Open Block)	123
303/304	Dial Calipers	117
305	IP67 Digital Calipers	95
305	IP67 Big Screen Digital Caliper	96
305	Mini-Type 3-Purpose Digital Calipers	112
306	Big Screen Digital Calipers	97
306	Absolute Big Screen Digital Calipers	97
307	Absolute Digital Calipers	98
307	Digital Calipers (Four Buttons)	98
307	Digital Calipers (Three Buttons)	99
307	Digital Calipers With Carbide Tipped Measuring Faces	99
309	ABS Digital Calipers For Outside/Inside Grooves	106
310	Carbon Fiber Digital Calipers	100
311	Long Jaw Vernier Calipers (Mono Block)	120
311	Heavy Duty Vernier Calipers (Mono Block)	124
313	Long Jaw Vernier Calipers (Open Block)	121
313	Heavy Duty Vernier Calipers (Open Block)	125
314	Center Distance Digital Calipers	107
315	ABS Heavy Duty Digital Calipers	102
316	IP65 Carbon Fiber Digital Calipers	101
316	ABS Digital Tube Calipers	107
317	Digital Calipers With Pointed Jaws	100
317	Universal Digital Calipers With Exchangeable Measuring Points	109
317	Digital Calipers With Adjustable Measuring Jaw	110
318	Multi-function Digital Calipers	108
319	Heavy Duty Digital Calipers	103
320	Heavy Duty Digital Calipers With Inside Measuring Jaws	105
320	Heavy Duty Digital Calipers With Standard Jaws	105

# NUMERICAL INDEX

Series No.	Description	Page
321	Vernier Depth Calipers	140
321	Digital Depth Gauges	143
321	Thread Vernier Depth Gauges	143
322	Circle Vernier Calipers	126
322	T Form Marking Calipers	126
322	Marking Calipers	126
322	Measuring Gauges	126
322	ABS Digital Depth Calipers With Single Hook	137
322	Digital Depth Calipers With Single Hook	139
322	Vernier Depth Calipers With Single Hook	141
323	ABS Digital Depth Calipers With Double Hook	138
323	Digital Depth Calipers With Double Hook	139
325	Digital Gauges With Single Wide Measuring Face	110
325	Digital Chamfering Calipers	112
325	Digital Welding Fillet Gauges	113
325	Welding Fillet Gauges	113
325	Hook Type Digital Calipers	114
325	Digital Thickness Gauges	147
326	IP67 Digital Scales	115
326	Digital Scales	116
327	ABS Digital Depth Calipers	137
327	Digital Depth Calipers	138
327	Depth Base Attachment For Calipers	145
328/330	Digital Gear Tooth Calipers	111
328/330	Gear Tooth Calipers	111
331	Vernier Depth Calipers With Double Hook	142
341/343	Vernier Calipers - Plain	118
351	Vernier Calipers - Thumb Clamp	119
363	Vernier Calipers - Fine Adjustment	119
400	Internal Caliper Gauges	127
401	AGD1 Dial Indicators	161
402	AGD2 Dial Indicators	162
402	AGD2 Dial Indicators Shock Proof Series	166
402	AGD2 Dial Indicators IP54 Water Proof Series	166
403	Interchangeable Anvil Dial Caliper Gauges	127
403	Internal Dial Caliper Gauges	128
403	Internal Caliper Gauges	128
403	External Caliper Gauges	132
404	External Caliper Gauges	130
405	External Caliper Gauges	131
405	Digital Indicators	156
405	Small Range Digital Indicators	160
405	High-Precision Digital Indicators	159
406	Digital Indicators With Analog Display	157
406	High-Precision Digital Indicators	158
407	IP65 Digital Indicators	154
408	IP67 Digital Indicators	155
422	Dial Comparators	167
422	Dial Indicators - One Revolution For Error-Free Reading	168
469	Crank Shaft Gauges	167
469	Centering Indicators	179
473	Depth Gauges	144
475	Digital Depth Gauges	144
476	Indicator Points	170
477	Extensions For Dial Indicator	169
478	CMM Stylus	281
478	Steel Extension	281

Series No.	Description	Page
478	CMM Fixtures System	284
480	Extension Rods	198
483/484	Dial Bore Gauges	195
483	Bore Gauge Zero Checkers	200
484	Large Diameter Dial Bore Gauges	198
485/486	Digital Bore Gauges	197
487	Telescoping Gauges	200
490	Protractors	202
490	Protractors 0° - 180°	202
490	Protractors 10° - 170°	203
490	Universal Angle Protractors	203
490	Universal Bevel Protractors	204
490	Dial Protractors	204
490	Digital Protractors	205
490	Combination Square Sets	205
490	Mini Digital Protractors	206
490	Digital Protractors - Level Type	206
490	Digital Levels	208
491	Thickness Gauges	147
491	Quick Dial Thickness Gauges	148
495	Digital Thickness Gauges	148
495	Quick Digital Thickness Gauges	148
495	Digital Radius Gauges	179
500	Dial Holders	145
500	Straight Metric Indicator Stem Bushing	168
500	Dovetail Stem Sets	176
500	Axial Support Bracket	180
500	Surface Gauges	180
500	Optional Accessories For ASIMETO Test Indicators	181
501/502/ 511/512	Dial Test Indicators	174
503/504	Extended Range Dial Test Indicators	177
504	Extended Range Dial Test Indicator Sets	178
505	Digital Test Indicators	176
506	Surface Roughness Standards	268
506	Digital Coating Thickness Gauges	269
506	Ultrasonic Thickness Gauge	269
600	Permanent Magnetic Bases	188
601	Permanent Magnetic Bases	188
601	Magnetic Bases	189
601	Flexible Arm Magnetic Bases	190
602	Articulating Arm Magnetic Bases	191
602	Universal Forced Locking Mechanical Arm Magnetic Bases	192
603	Hydraulic Magnetic Bases	193
603	Hydraulic Central Locking Mechanism Provide Very Strong Locking Force	193
604	Forced Locking Magnetic Bases	190
605	Angle Gauges	217
605	Angle Gauges Set 1-45°	218
605	Arched Compasses	218
605	Center Gauges	218
605	Radius Gauges	219
605	Thread Pitch Gauges	220
605	Feeler Gages	221
605	Optical Flats	245
606	Precision Levels	208

# NUMERICAL INDEX

Series No.	Description	Page
606	Die Makers Square Set	216
606	V-Blocks With Clamps	222
606	Spring Dividers And Calipers	230
606	Arched Compasses	230
606	Arched Compasses With Pencil Holder	231
606	Pointed Compasses	231
607	Adjustable Angle Blocks	218
607	Cast Vee Blocks	222
607	1-2-3, 2-3-4 & 2-4-6 Blocks	225
607	Precision Parallel Sets	225
607	Welding Gauges	232
608	Precision Sine Vise	227
608	Precision Vise	227
609	Magnetic V-Blocks	223
609	Magnetic Induction Blocks	224
609	Thin Type Magnetic Holders	224
621	Vernier Height Gauges	152
623	Double Beam Digital Counter Height Gauges	151
625	Digital Height Gauges	150
626	Digital Height Gauges	149
626	Single Beam Digital Height Gauges With Hand Wheel	149
627	Double Beam Digital Height Gauges	150
628	2D Height Gauge Value <sup>plus</sup> 300/600	265
630/631	Granite Surface Plates	229
637	Point Angle Squares 45° With Base	209
637	Point Angle Squares 45°	209
637	Point Angle Squares 60° With Wide Base	210
637	Point Angle Squares 60°	210
637	Hexagon Squares 120°	211
637	Octagon Squares 135°	211
637	Octagon Squares 135° With Base	212
638	Granite Plate Stands	229
639	Bevel Edge Squares	212
639	Flat Edge Squares	213
639	Flat Edge Squares With Extra Base	213
639	Bevel Edge Squares With Wide Base	214
639	Flat Edge Squares With Wide Base	214
639	Adjustable Square	215
639	Granite Squares	215
639	Straight Knife Edges	215
639	5-pcs Square Set	216
640	Leeb Digital Hardness Testers	270
640	Impact Hardness Testers	271
640	Digital Shore Duroment Hardness Testers	272
640	Test Stand For Digital Shore Duroment Hardness Testers	272
640	Digital Shore Scale Durometers	273
640	Shore Scale A Durometer	273
640	Rockwell Type Hardness Testers	274
640	Digital Twin Rockwell Hardness Tester	274

Series No.	Description	Page
640	Brinell Hardness Testers	275
640	Hardness Test Blocks	276
640	Hardness Tester Penetrators	276
641	Vertical Profile Projectors	267
642	Stereo Microscopes	277
644	Portable Refractometer	277
645	Surface Roughness Tester	268
646	Concentricity Gauges	266
650	Rectangular Steel Gauge Block Sets	236
650	Rectangular Tungsten Steel Gauge Block Sets	238
650	Rectangular Ceramic Gauge Block Sets	238
657/658	Metric Individual Rectangular Ceramic Gauge Blocks	241
659	Caliper Calibration Gauge Sets	242
659	Micrometer Calibration Gauge Sets	242
65X	Inch Individual Rectangular Gauge Blocks	239
65X	Metric Individual Rectangular Gauge Blocks	240
660	Gauge Block Accessories	243
660/661	Check Masters	245
663	High Precision Metric Parallels	226
670	Dial Gauge Stands	186
670	Precision Granite Stands	187
670/675	Plug Gauges And Ring Gauges	246
671/672	High-Precision Digital Height Gauge	183
679	Inch Master Setting Ring Gauges	249
679	Precision Inspection Gauge Ball Sets	253
679	36 pcs Round Space Block Set	253
68X	Thread Plug Gauges And Ring Gauges	247
690	Whitworth Pipe Thread Plug Gauges And Ring Gauges	249
690	NPT Thread Plug Gauges And Ring Gauges	249
695	ANSI Inch Thread Plug Gauges And Adjustable Ring Gauges	250
696	ANSI Metric Thread Plug Gauges And Ring Gauges	252
697	Pin Gauge Sets	255
697	Pin Gauge Handles	256
697	Thread Measuring Wire Set	256
698/699	Pin Gauge Sets	254
699	ANSI Inch Thread Ring Gauges	251
701	Digital Force Gauge	258
701	Sensor	259
701	Force Measurement Test Stand	260
701	Motorized Test Stand	260
701	Digital Torque Indicator	261
701	Digital Bottle Cap Torque Indicator	262
701	Digital Torque Indicator	262
701	Torquen Measurement Test Stand	263
960	Tool Kits	133



Bluetooth Data Transmission Supported



Rating Of Protection Level IP65



Rating Of Protection Level IP67



Electronic Digital Display Supported



Data Output Supported



Absolute Measuring Mode Supported





## Germany

Zimmerbachstr. 45  
74676 Niedernhall-Waldzimmern

Tel: +49 7940 98366  
E-mail: info@asimeto.de

## U.S.A.

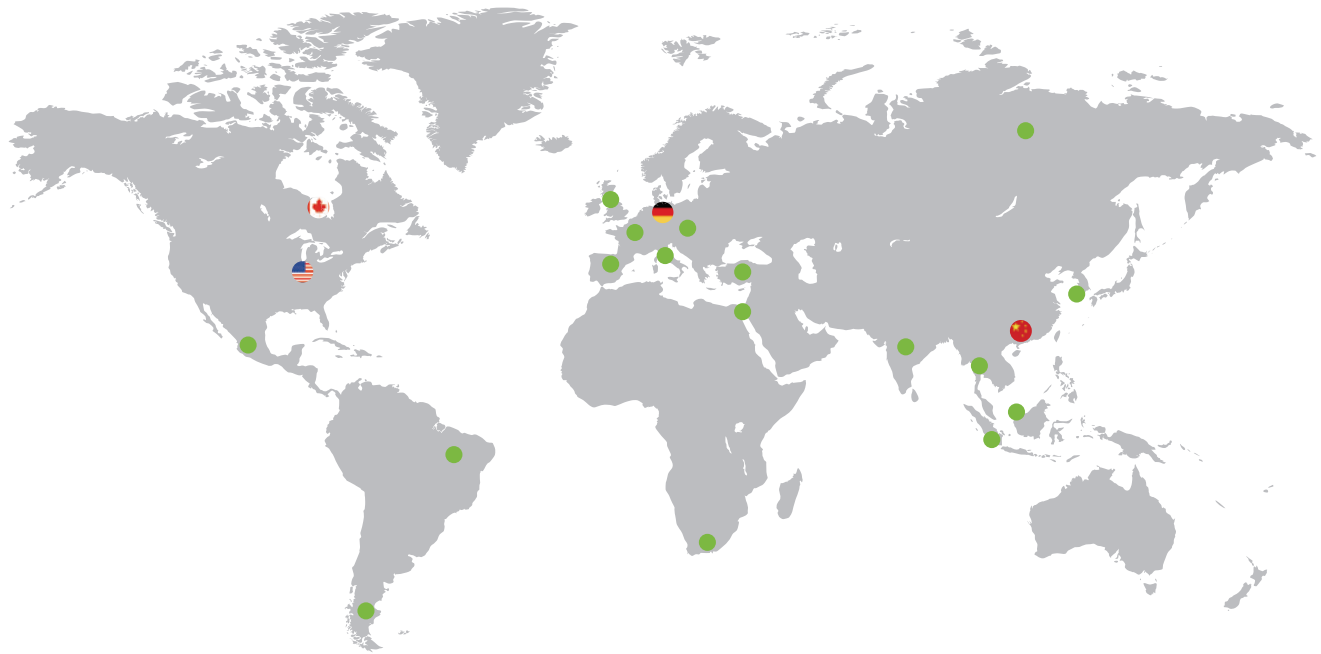
101 - 137 Overhill Drive  
 Mooresville, NC 28117

Tel: +1 800 2658221  
Fax: +1 866 511 7692  
E-mail: usasales@asimeto.com

## Canada

500 Manitou Drive  
Kitchener, Ontario N2C 1L3

Tel: +1 800 265 8221  
Fax: +1 866 511 7692  
E-mail: canadasales@asimeto.com



## China

402, Building B,  
Yushu Chuangxin Zone,  
Huangpu Dist., Guangzhou

Tel: +86 020 8208 6170  
Fax: +86 020 8226 1059  
E-mail: info@asimeto.com

## China Taiwan

21F.-1, No. 236, Shizheng N.  
2nd Rd., Xitun Dist.,  
Taichung City (407 607)

Tel: +886 4 2250 0633  
E-mail: info@asimeto.com

# ASIMETO

Asimeto Inc.  
www.asimeto.com

